

Bridging
OUR COMMUNITIES

2011-2014



THE 2011-2014 TRANSPORTATION IMPROVEMENT PROGRAM



2011-2014 Transportation Improvement Program (TIP)

for the Houston-Galveston
Transportation Management Area

PUBLIC MEETING DATE OF THE 2011-2014 TRANSPORTATION IMPROVEMENT PROGRAM:

June 17, 2010

Additional information regarding the public comment period including dates and locations of additional public presentations is available on the H-GAC website:

http://www.h-gac.com/taq/public_info/default.aspx

Adopted By Transportation Policy Council

June 25, 2010

Publication Date

October, 2010*

The contents of this report reflect the views of the authors who are responsible for the opinions, findings, and conclusions presented herein. The contents do not necessarily reflect the views or policies of the Federal Highway Administration, the Federal Transit Administration, or the Texas Department of Transportation.

<http://www.h-gac.com/taq>

* Anticipated

This page left blank intentionally.

Table of Contents

Preface

Executive Summary

Chapter 1 — Regional Overview and the Transportation Planning Process 1-3

Chapter 2 — Highway Projects 2-1

 Federal and State Funding Categories 2-3

 Table 2-1. 2011-2014 TIP Federal And State Funding Categories..... 2-4

 Project Listing 2-4

 Table 2-2. Chapter 2 Organization..... 2-6

 Houston District—FY 2011 Highway Projects 2-7

 Houston District—FY 2012 Highway Projects 2-14

 Houston District—FY 2013 Highway Projects 2-24

 Houston District—FY 2014 Highway Projects 2-32

 Beaumont District—Highway Projects..... 2-38

 Grouped Projects/Statewide CSJs 2-39

Chapter 3 — Transit Projects..... 3-1

 Transit Overview 3-3

 Transit Providers 3-3

 Transit Funding Categories 3-4

 Table 3-1. Transit Funding Categories 3-4

 Urban Areas and Formula Funds..... 3-5

 Organization of This Chapter 3-6

 Table 3-2. Chapter 3 Organization..... 3-6

 FY 2011 Transit Projects 3-7

 FY 2012 Transit Projects 3-14

 FY 2013 Transit Projects 3-21

 FY 2014 Transit Projects 3-29

Chapter 4 — Locally Funded Regionally Significant Projects 4-3

 Organization of This Chapter 4-3

 Table 4-1. Chapter 4 Organization..... 4-4

 Locally Funded Regionally Significant Projects 4-5

Chapter 5 — Financial Plan 5-3

 Highway and Air Quality Programs by Fiscal Year 5-4

 Highway and Air Quality Programs—Grand Totals..... 5-5

 Transit Programs—Federal Dollars 5-6

 Transit Programs—Total Dollars..... 5-6

 Transit Programs—FTA 5311 Funds..... 5-6

 TIP Projects by Funding Category and Funding Source..... 5-7

TIP Projects by Coordinated Development Programs 5-8

TIP Projects by County and Fiscal Year 5-8

TIP Projects by Sponsor and Fiscal Year 5-9

Chapter 6 — Self Certification and Compliance 6-1

 Resolution 6-3

 MPO Self Certification Compliance 6-4

 Metropolitan Planning 6-4

 Statewide Planning 6-4

 Title VI, Civil Rights Act of 1964 6-4

 Environmental Justice 6-4

 Disadvantaged Business Enterprises in Planning Projects 6-5

 Americans with Disabilities Act of 1990 6-5

 Restrictions On Influencing Certain Federal Activities 6-5

 Clean Air Act: Air Pollution Prevention & Control 6-5

Appendix A — Progress from 2008-2011 TIP A-1

 Organization of Appendix A A-3

 Progress from 2008-2011 TIP A-5

Appendix B — Project Development B-3

 Project Development for the TIP B-3

 Project Readiness For The TIP B-3

 Environmental Analyses B-4

 Plans, Specifications & Estimates (P, S & E) B-4

 Right-of-Way Acquisition B-4

 Other Factors Affecting Readiness B-5

Appendix C — Unified Transportation Program State and Federal Funding Categories C-1

 Table C-1. Unified Transportation Program State and Federal Funding Categories C-3

Appendix D — Projects Undergoing Environmental Assessment D-1

 Organization of Appendix D D-3

 Projects Undergoing Environmental Assessment D-5

Appendix E — Resolutions E-1

 Resolution No. 2035-21-RTP: Certifying Conformity for the 2035 RTP E-3

 Resolution No. 2035-29-RTP: Approving the 2011-2014 TIP E-5

Appendix F — Acronyms F-1

 Transportation and Air Quality Planning Acronyms F-3

Appendix G — Public Comments G-1

 Public Involvement Process for 2011-2014 TIP G-3

 Overview of Formal Public Comment Period G-3

 Table G-1. TIP Public Meetings for the 2011-2014 TIP G-5

Appendix H — Air Quality Conformity H-1

 Executive Summary H-3

 Milestones H-3

Conformity Requirements.....	H-4
Regional Inventory.....	H-5
Motor Vehicle Emission Budgets	H-5
Table H-1. Reasonable Further Progress (RFP) Review Motor Vehicle Emission Budgets	H-5
Conformity Tests	H-5
Modeling	H-6
Conformity Analysis Results	H-6
Table H-2. Conformity Analysis Summary	H-6
Figure H-1. VOC Emissions Summary.....	H-7
Figure H-2. NOx Emissions Summary	H-7
Background Information on Conformity	H-8
Endorsements/Resolutions	H-9
Resolution No. 2035-21-RTP: Certifying Conformity for the 2035 RTP	H-10
Federal Joint Conformity Determination	H-12
Appendix I — NOT USED.....	N.A.
Appendix J — Statewide Programs	J-1
Statewide Programs	J-3
Table J-1. Statewide CSJs.....	J-4
Organization of this Appendix	J-5
Table J-2. Appendix J Organization	J-5
Funding Summary by Funding Category and Fiscal Year.....	J-6
Funding Summary by Funding Category and Funding Source.....	J-6
Houston District—Bicycle and Pedestrian	J-7
Houston District—Bridge Replacement and Rehabilitation.....	J-8
Houston District—ITS—Intelligent Transportation Systems Deployment	J-27
Houston District—Landscaping.....	J-30
Houston District—PE—Preliminary Engineering	J-36
Houston District—Preventative Maintenance and Rehabilitation	J-37
Houston District—Safety	J-73
Beaumont District— Bridge Replacement and Rehabilitation	J-94
Beaumont District—Preventative Maintenance and Rehabilitation	J-97
Beaumont District—Safety	J-107

PREFACE

The 2011 – 2014 *Transportation Improvement Program (TIP)* is the Houston-Galveston Area Council listing of all federally funded and regionally significant transportation projects within the eight- county region which will be implemented over the next four years.

The *TIP* is the result of a collaborative effort of participating local governments, the public, the Federal Highway Administration, Federal Transit Administration, public transportation providers, and the Texas Department of Transportation.

The projects in the *TIP* are consistent with achieving the goals of the 2035 Regional Transportation Plan.

Executive Summary

A regional overview and discussion of how the *TIP* supports the goals of the long-range plan. This chapter identifies the goals of the *RTP* and demonstrates the relationship between the goals of the plan and projects selected for the *TIP*.

Chapter 2:

Describes the federal and state funding categories and lists the projects that will use federal and state funds. The lists are organized by year and then by street name.

Chapter 3:

Identifies the regional transit providers, describes the transit formula programs and identifies the projects that will be receiving Federal Transit Administration funds over the *TIP* timeframe.

Chapter 4:

Lists the locally funded regionally significant projects scheduled for implementation within the *TIP* timeframe.

Chapter 5:

The fiscal overview of the 2011-2014 *TIP*. The information includes the accounting and demonstration of fiscal constraint, various financial summaries including by program area, by sponsor and by county.

Chapter 6:

Represents the MPO compliance that this *TIP* is developed in accordance with SAFETEA-LU requirements and meets other mandated requirements set forth in federal, state, environmental and civil rights regulations including the Americans with Disabilities Act, Older Americans Act, and the Rehabilitation Act.

Appendices A – K:

Include additional background information into the development of the *TIP*. Appendices include listing air quality benefits for specific projects, project evaluation and modification policies, demonstration of accomplishments from the 2008–2011 *TIP*, public comment review, demonstration of compliance with federal, state, and civil requirements, and the representatives involved in the development of the 2011-2014 *TIP*.

This page left blank intentionally.

THE 2011-2014 TRANSPORTATION IMPROVEMENT PROGRAM



Bridging OUR COMMUNITIES

THE 2011-2014 TRANSPORTATION IMPROVEMENT PROGRAM

The Transportation Improvement Program (TIP) is the implementation device for the Regional Transportation Plan (RTP). It identifies all regionally significant transportation projects proposed for implementation in the next four-years in the Houston region, project costs and federal, state and local funding sources. The TIP includes capacity expansion for roadway, transit and bike facilities, as well as operational and service improvements such as signal synchronizations, intersection reconfiguration, freeway ramp modifications, new bus routes, etc. The 2011-2014 TIP contains more than nine hundred transportation projects totalling over \$9.8 billion to maintain, enhance and expand the regional transportation system.

In developing the 2011-2014 TIP, the region's policy makers emphasized that the best projects are those that address a variety of transportation needs. Toward that end, projects were selected for inclusion in the TIP if the scope of work will result in traffic flow improvements, air quality benefits, enhanced multimodal options, and safety and security improvements for travelers. As a result, the 2011-2014 TIP is a priority list of projects that have the greatest impact on regional mobility and advance the five goals of the 2035 RTP.

SYSTEM EXPANSION AND PRESERVATION

TRANSIT

In a region with a population greater than 5 million residents and growing, there is an increasing need for reliable public transportation. A recurring comment from the public regarding transportation plans is the desire for more transit options across the region.

FOR MORE INFORMATION GO TO WWW.H-GAC.COM/TRANSPORTATION.

2035 RTP GOALS

- Improve mobility and reduce congestion
- Improve access to jobs, homes and services
- Increase transit options
- Coordinate transportation and land use plans
- Create a healthier environment

2011-2014 TIP PROGRAM AREAS

- System Expansion and Preservation
- Demand Management and Air Quality
- Operations Management

The 2011-2014 TIP programs over \$4.5 billion for projects that enhance and expand the existing public transportation service network. The most significant transit investment in the TIP will be the implementation of five light rail lines: the North, East End, Southeast, University and Uptown lines identified in METRO Solutions. Other important transit investments include additional service routes, more direct express services, and the initiation of an alternatives analysis for high-capacity transit services in the US 90A corridor south of the Texas Medical Center. This study

PROJECT SELECTION PROCESS

Projects in the 2011-2014 TIP have been identified as priorities for the Houston region through a cooperative transportation planning process. That federally mandated process and the role of various regional entities is generalized below:

1. Projects included in the Plan and subsequently in the TIP, are identified by projects sponsors, namely the state and local government entities. H-GAC assists sponsors in developing projects in a number of ways, including developing demographic forecasts for the region and conducting planning studies that identify infrastructure and service improvements needs.
2. Prior to inclusion in the Plan, H-GAC staff evaluates projects in terms of regional benefits and consistency with fiscal and air quality constraints. This effort is undertaken with various subcommittees and in conjunction with local governments.
3. Once a project is included in the Plan, it proceeds through the development process. This includes environmental review, design, preliminary engineering, and right-of-way acquisition, as appropriate. For any given project, a variety of agencies, as well as the public, are involved in reviewing plans, designs and funding strategies at various stages in the development process. Large infrastructure projects often have several sources of funding from all levels of government (federal, state and local).
4. H-GAC staff and TPC committees evaluate projects based upon criteria approved by the TPC. Projects selected by the Texas Transportation Commission, including transit projects, are included in the TIP subject to TPC concurrence.
5. Once the TIP is adopted, it is included in the Statewide TIP (STIP). The STIP is approved by federal agencies.
6. Public comment on the Plan, TIP and STIP are required prior to final adoption.

Transportation needs identified



Projects sponsored by cities, counties and transportation agencies



Regionally significant projects evaluated and included in the Regional Transportation Plan (RTP)



RTP adopted by the TPC



Highest priority projects evaluated and ranked for inclusion in the Transportation Improvement Program (TIP)



TIP is adopted by TPC



TIP is combined into the Statewide Transportation Program, approved by the Texas Transportation Commission

complements those already underway in the US 290 (Northwest) and SH3 (Southeast) corridors, and advances the vision of region-wide commuter rail service outlined in the 2035 RTP.

While METRO is the largest provider of public transportation in the region, other counties and service providers have been responding to the growing needs and requests for transportation beyond the METRO service area. The 2011-2014 TIP includes bus service expansion in Fort Bend, Brazoria, Galveston, Montgomery and Harris Counties.

ROADWAYS

This program area consists of all investments for construction, widening, rehabilitation and maintenance of the region's roadway system. At just over \$5.4 billion, it represents the largest program category in the 2011-2014 TIP.

PRESERVATION AND MAINTENANCE

Cost for maintaining and rehabilitating the roadway and transit systems continue to rise as facilities age. The 2035 plan indicates that, over time, added capacity projects will decrease as a share of total expenditures relative to system preservation costs. Routine maintenance of roadways, bridges, overpasses, transit stations and transit routes will also account for an increasingly greater share of expenditures as these systems expand.

MAJOR CORRIDOR PROJECTS

Transit & Livable Centers

- Transit Capital – \$4.6B
- Transit Service – \$53M
- Livable Centers – \$39M

Demand Management and Air Quality

- Clean Vehicles – \$25M
- Demand Management – \$11M
- Pedestrian/Bicycle Improvements – \$77.6M

Operations Management

- ITS (Regional) – \$143M

System Development and Preservation

SH 99 – \$1.6B

- Construct Segments E, F1, F2
- Construct grade separations and approaches along Segment D
- Design Segments C and G

Hempstead Hwy – \$965M

- Design and construct 4 managed lanes from Jones Rd. to Mangum, 2 lane frontage roads, and detention ponds
- Design 4 managed lanes from Huffmeister to Jones Rd.
- Widen segment from 12th to Washington to 6 lanes

Hardy Downtown Connector – \$423M

- Construct extension of Hardy toll Rd. from Loop 610 to US 59

BW 8 – \$120M

- Widen southwest segment From US59 S. to SH 288

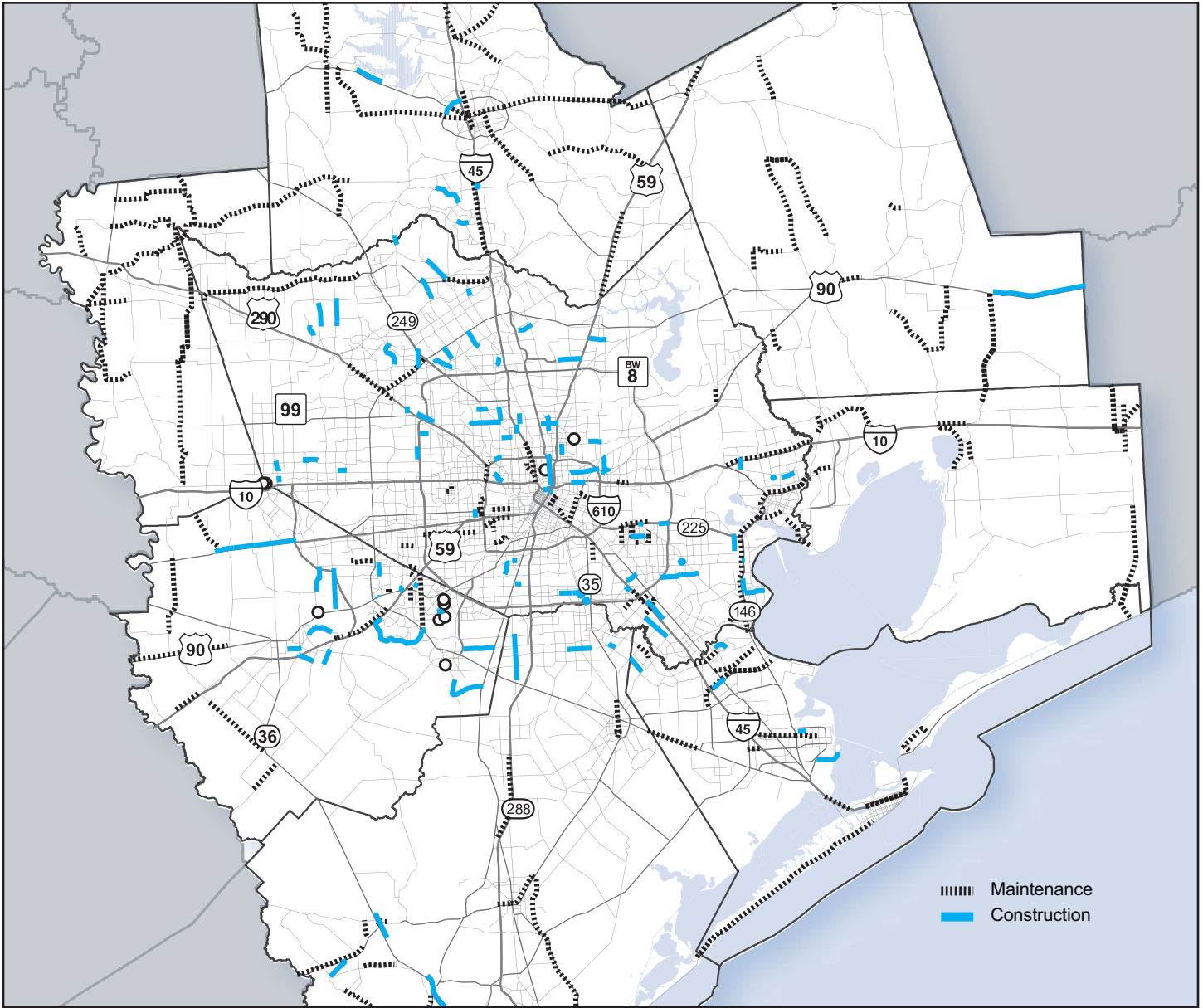
SH 36 – \$31.1M

- Widen sections in Brazoria County

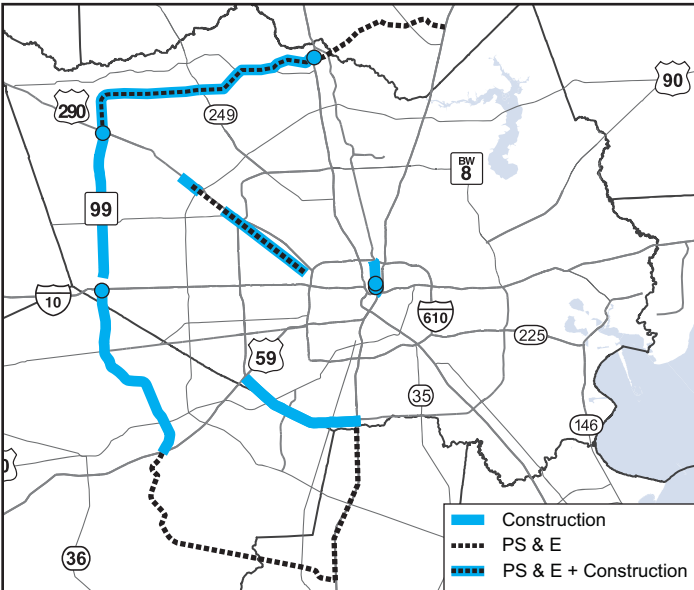


Photo: Courtesy of METRO

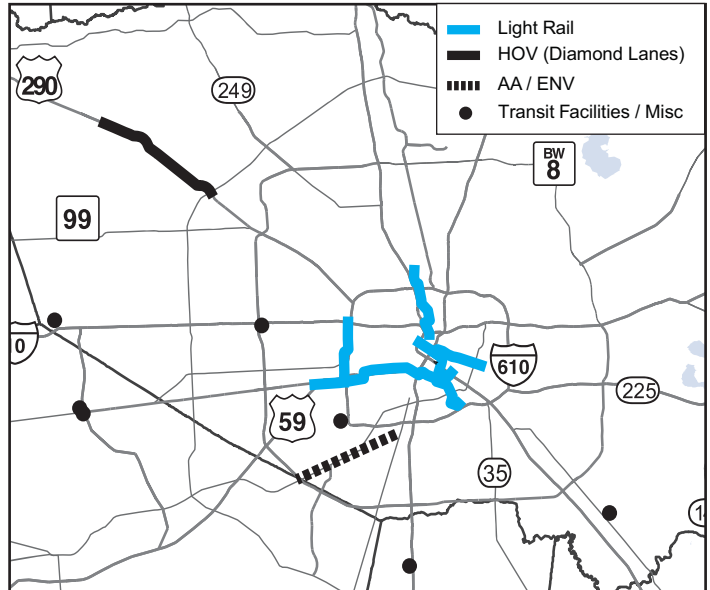
ROADWAY ADDED CAPACITY AND MAINTENANCE PROJECTS



TOLLWAY PROJECTS



TRANSIT PROJECTS





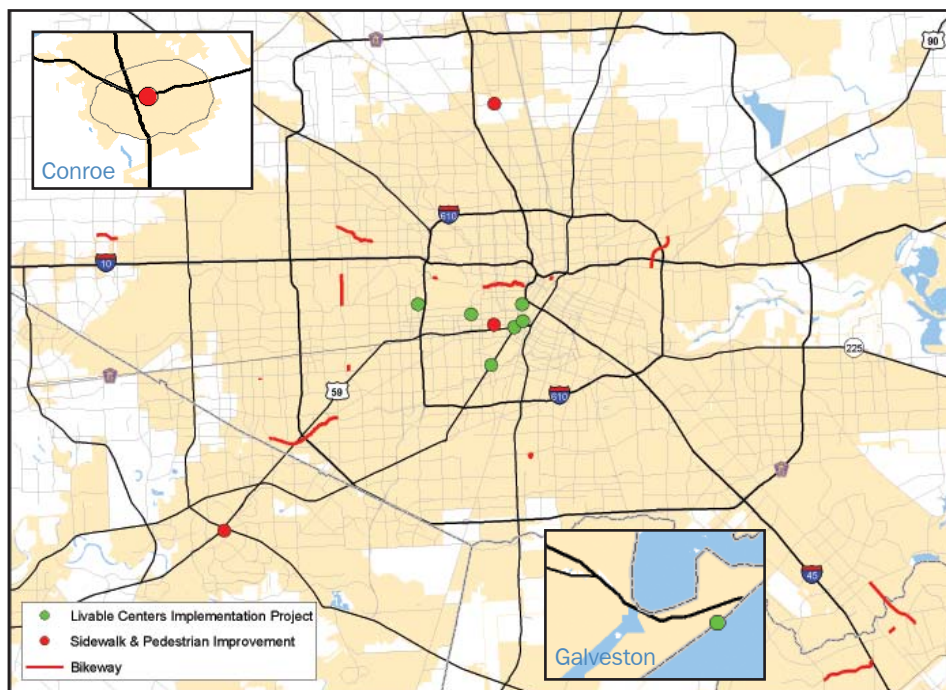
METRO's Bike on Buses program has seen a steady rise in activity over the last three years. Boarding for the first quarter of FY '10 increased by more than 34 percent over the same period last year.

BICYCLE AND PEDESTRIAN

Improving connections between modes of travel and destinations is a primary objective of the 2011-2014 TIP. The TIP invests \$77.6 million in bicycle and pedestrian improvements. Significant bicycle and pedestrian projects funded in the 2008 TIP include:

- Sugar Land Town Center: \$2.8 million
- Airline District: \$3.2 million
- Montrose Neighborhood: \$2.0 million
- Keegans Bayou trail: \$5.8 million
- Buffalo Bayou trail: \$5.4 million
- West White Oak Bayou trail: \$5.4 million
- Midtown Houston: \$2.5 million

PEDESTRIAN, BICYCLE AND LIVABLE CENTERS PROJECTS



LIVABLE CENTERS

Among the challenges in developing a regional transit system is the ability to establish service in areas that can generate consistent ridership. One of the solutions to that challenge is transit-oriented development known as Livable Centers. The 2011-2014 TIP invests \$39 million dollars for the implementation of Livable Centers. This investment will facilitate the creation of new town centers that will provide closer live-work-play options.

Examples of Livable Centers in our region include The Woodlands Town Center and Sugar Land Town Center, both described in national publications as "Best Places to Live."



These centers include bicycle, transit, and pedestrian elements that reduce the vehicle trips needed within local areas and reduce the demand on existing thoroughfares. Ideally, Livable Centers projects may be a part of a community's vision for itself helping define its identity and character.

- Uptown Pedestrian Streetscapes: \$18.5 million
- Seawall Blvd: \$7.7 million
- City of Conroe: \$12.4 million

DEMAND MANAGEMENT AND AIR QUALITY

Travel demand management projects are designed to reduce demand on our roadways during peak travel periods.

COMMUTE SOLUTIONS



The largest demand management program in the 2011-2014 TIP is called Commute Solutions. The Commute Solutions program offers incentives for individuals to use carpools and vanpools as an alternative to driving alone. Commute Solutions also offers incentives to employers to promote carpooling, vanpooling and teleworking for their employees. The 2011-2014 TIP invests \$11 million dollars in the Commute Solutions program.

CLEAN AIR ACTION




Clean Air Action is a federally funded public education program that focuses on the health hazards of exposure to ground level ozone, otherwise known as smog from on-road motor vehicles. The 2011-2014 TIP programs \$2.5 million for Clean Air Outreach.

CLEAN VEHICLES



The Clean Vehicles Program provides grant assistance to public and private fleet managers for the retrofit and replacement of older diesel engines. Over the past five years, H-GAC's Clean Vehicles Program has replaced over 2,045 heavy-duty engines and developed several alternative fueling stations while generating reductions of approximately 1,089 tons per year of NOx. The 2011-2014 TIP programs \$25 million for Clean Vehicles.



Starting and expanding a telecommuting program in your workplace can improve employee performance, reduce costs, and save valuable time.



Photo: David Bray

The H-GAC Drayage Loan Program is a low interest loan program that enables eligible truck owners to finance the purchase of newer, cleaner and more environmentally-friendly trucks.

OPERATIONS MANAGEMENT

Operational projects aim to improve system efficiency. Operations management projects tend to be relatively low cost improvements that often have significant benefits in terms of improved traffic flow and safety. The 2011-2014 TIP programs over \$400 million dollars for projects designed to improve traffic flow on existing roadways.

ACCESS MANAGEMENT

Traffic flow strategies, often called access management, include synchronizing traffic signals, improving informational signs along roadways, extending turning bays, consolidating driveways and constructing raised medians. Access management is intended to reduce conflict points along thoroughfares and move traffic more efficiently without adding additional through lanes. These improvements benefit regional air quality by reducing delay and idling. They reduce vehicle conflict points thereby improving system safety.

GOODS MOVEMENT

The 2035 RTP forecasts a three-fold increase in the movement of goods through the region by 2035. In an effort to address this issue the TIP includes projects that will improve access to the region's marine ports. The 2011-2014 TIP funds freight traffic improvements into and out of the Port of Houston as well as improvements to the roads that access and connect



Photo: H-GAC

The purpose of the Regional Goods Movement plan is to enhance regional freight mobility, develop a safe and efficient goods movement system, and mitigate goods movement system impacts where possible.

the Port to neighboring communities. These improvements will reduce wear-and-tear on local streets and improve traffic safety in neighborhoods. Regionally significant operations management projects include:

- SH 6 Access Management Phase II Improvements: \$3.4 million
- FM 1093 Access Management treatments: \$5.6 million
- Traffic signal improvements, including \$120 million within Harris County: \$128 million
- Loop 610 and SH 288 construction of emergency connectors into the Texas Medical Center: \$4.2 million

FINANCING THE 2011-14 TIP

REVENUES

Projects in the 2011-2014 TIP are financed through a combination of federal, state, and local revenues. Each project included in the TIP must have an identified funding source. The funding must come from reasonably expected revenues available from federal, state and local sources. Local sources account for more than 70 percent of the revenue for projects in the 2011-2014 TIP. Local revenue sources include METRO's sales tax revenue, toll revenue, county and municipal property tax receipts, bond programs and user fees.

State funding comes from the state motor fuels tax, vehicle registration fees, pass-through financing agreements and other state allocations. Projects that are funded entirely with state funds are selected by the appropriate Texas Department of Transportation district or by the Texas Transportation Commission at the statewide level.

The federal dollars programmed in the 2011-2014 TIP are primarily derived from allocations from the Federal Highway Administration and Federal Transit Administration. The majority of the federal dollars programmed in the TIP require a local match from project sponsors. In most cases federal funds for projects require a minimum 20 percent local match.

EXPENDITURES

With a total cost exceeding \$9.8 billion and more than 900 projects, the 2011-2014 TIP is one of the largest TIPs in the nation. It surpasses the budgets of several state departments of transportation. The costs for the major state facilities programmed in the 2011-2014 TIP include right of way acquisition, environmental mitigation and other direct costs, as well as construction costs. Revenues and costs for the 2011-2014 TIP are also reported in year of expenditure dollars for the first time.

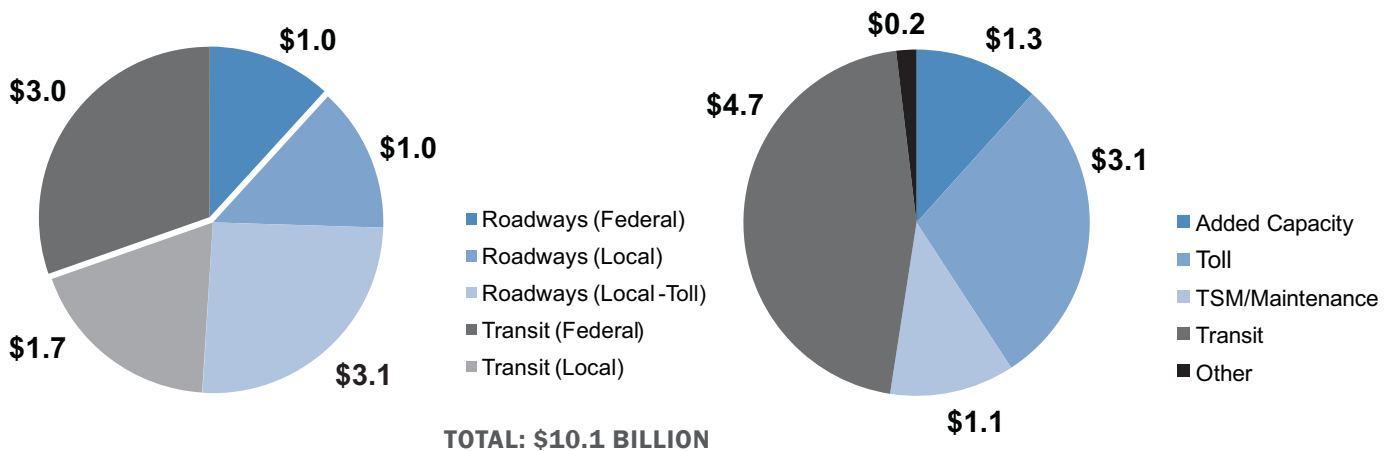
FUNDING OUTLOOK

At present, the revenue forecast has been revised downward due to the current economic recession. While this trend is not expected to continue indefinitely, its effect on the 2011-2014 TIP is pronounced. Beyond 2014, other factors are having a significant impact on revenue streams, most notable of which are the state and federal spending cuts due to the depletion of the Highway Trust Fund.

Beyond that, there are systemic problems in the way transportation expenditures are currently funded. The state and federal motor fuels taxes are the largest sources of transportation funding. However, rising fleet fuel efficiencies will significantly erode tax receipts in the future as less fuel is consumed. Also, the motor fuel taxes are static and lose purchasing power each year due to inflation. Action at both the state and federal levels is needed to overcome these funding obstacles. Two options for raising additional revenues that can be done locally are to increase user fees and toll rates, as well as miles of roadway subject to tolling.

A long-term, systemic solution for transportation funding is the adoption of a vehicle miles traveled tax (VMT tax) while eliminating the conventional motor fuels taxes. There are several obstacles that still need to be worked out before a VMT tax could be implemented, and overcoming these would likely require federal action.

Until new revenues sources are developed or the stability of current sources is improved, the long range outlook for transportation funding will continue to weaken.



The Houston-Galveston Area Council (H-GAC) is a voluntary association of local governments and local elected officials in the 13-county Gulf Coast Planning Region. The Gulf Coast Planning Region consists of Austin, Brazoria, Chambers, Colorado, Fort Bend, Galveston, Harris, Liberty, Matagorda, Montgomery, Walker, Waller, and Wharton counties. Organized in 1966, H-GAC provides a forum for the discussion of area-wide concerns, promoting regional cooperation through comprehensive planning and services to local governments.

Chapter 1
Regional Overview and the
Transportation Planning
Process

This page left blank intentionally.

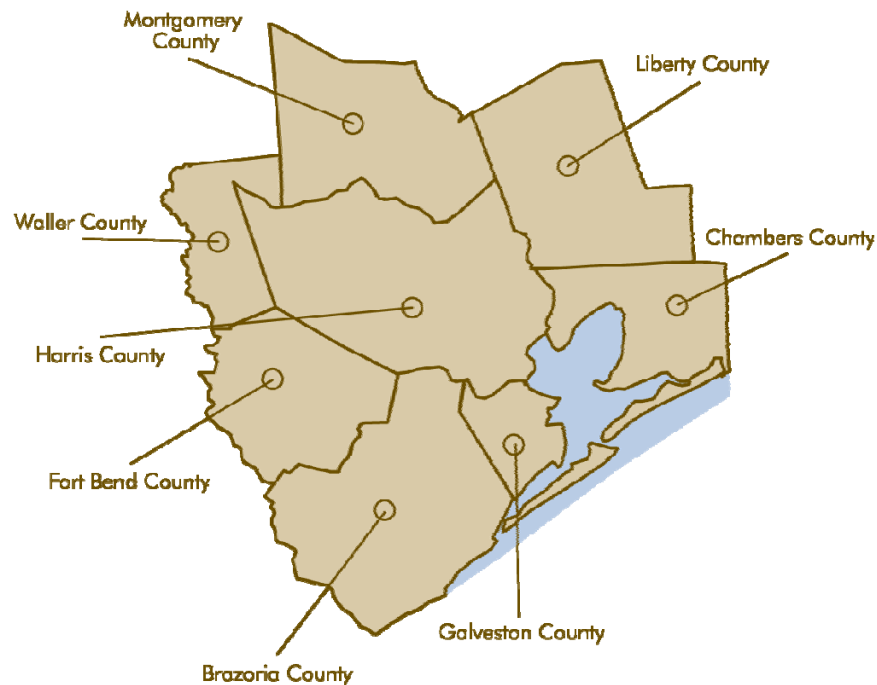
Chapter 1 — Regional Overview and Summary

The Transportation Improvement Program (TIP) is a staged, multiyear program of projects approved for funding by federal, state, and local sources within the Houston region. Every two to three years, the Houston-Galveston Area Council (H-GAC), in cooperation with the Texas Department of Transportation (TxDOT), local governments, and transportation agencies, develops a new TIP. The 2011-2014 Transportation Improvement Program (TIP) details a program of projects to maintain, enhance and expand the multimodal, regional transportation system. Projects in the 2011-2014 TIP have been identified as priorities for the Houston region. The projects meet initial project development and environmental requirements allowing them to proceed through advanced development and construction within the next four years.

The Regional Transportation Planning Process

To ensure local participation in transportation planning and project development, the federal government mandates establishment of Metropolitan Planning Organizations (MPOs) in urbanized areas. In 1974, the Houston-Galveston Area Council (H-GAC) was designated by the Governor as the MPO for the eight-county Houston metropolitan region.

Figure 1: Houston Transportation Management Area



Roles and Responsibilities

H-GAC – serves as the fiscal agent for the MPO. The H-GAC Board of Directors approves procurements of professional services and other contracts necessary for the operation of the MPO. H-GAC also provides staff support for the MPO policy board.

MPO – responsibilities are defined in federal and state regulations. The Transportation Policy Council (TPC) is the policy-making board for the MPO. Its twenty-eight (28) voting members are responsible for development and approval of transportation plans and programs. Membership on the TPC consists of local elected officials and heads of transportation agencies. The TPC establishes regional transportation priorities through its approval of the Regional Transportation Plan and the Transportation Improvement Program.

Regional Transportation Plan (Plan) - Updated every four years, the Plan sets out a vision for development of the region's transportation infrastructure over the next 20 to 30 years. Inclusion in the Plan is the all-important first step toward making a transportation project idea into reality. The 2035 Plan is the most recently approved long-range plan for the Houston area. It is a multimodal plan that includes all regionally significant projects and programs planned for the region regardless of the likely funding source.

Transportation Improvement Program (TIP) - Updated every two years, the TIP is the implementation device for projects in the Plan. It is essentially a capital improvements program and constitutes the first four years of the Plan. The TIP identifies federal, state and local funding for transportation projects that will be implemented within the TIP's 4-year timeframe. A transportation project must be included in the TIP to receive federal funding. With certain exceptions, projects must also be included in the Plan prior to being included in the TIP.

The Plan and the TIP must be fiscally constrained, that is not include more projects than can be implemented based upon assumptions about “reasonably” available funding. The Plan and the TIP are also constrained by air quality mandates for this region.

The TPC approves both documents and their program of projects.

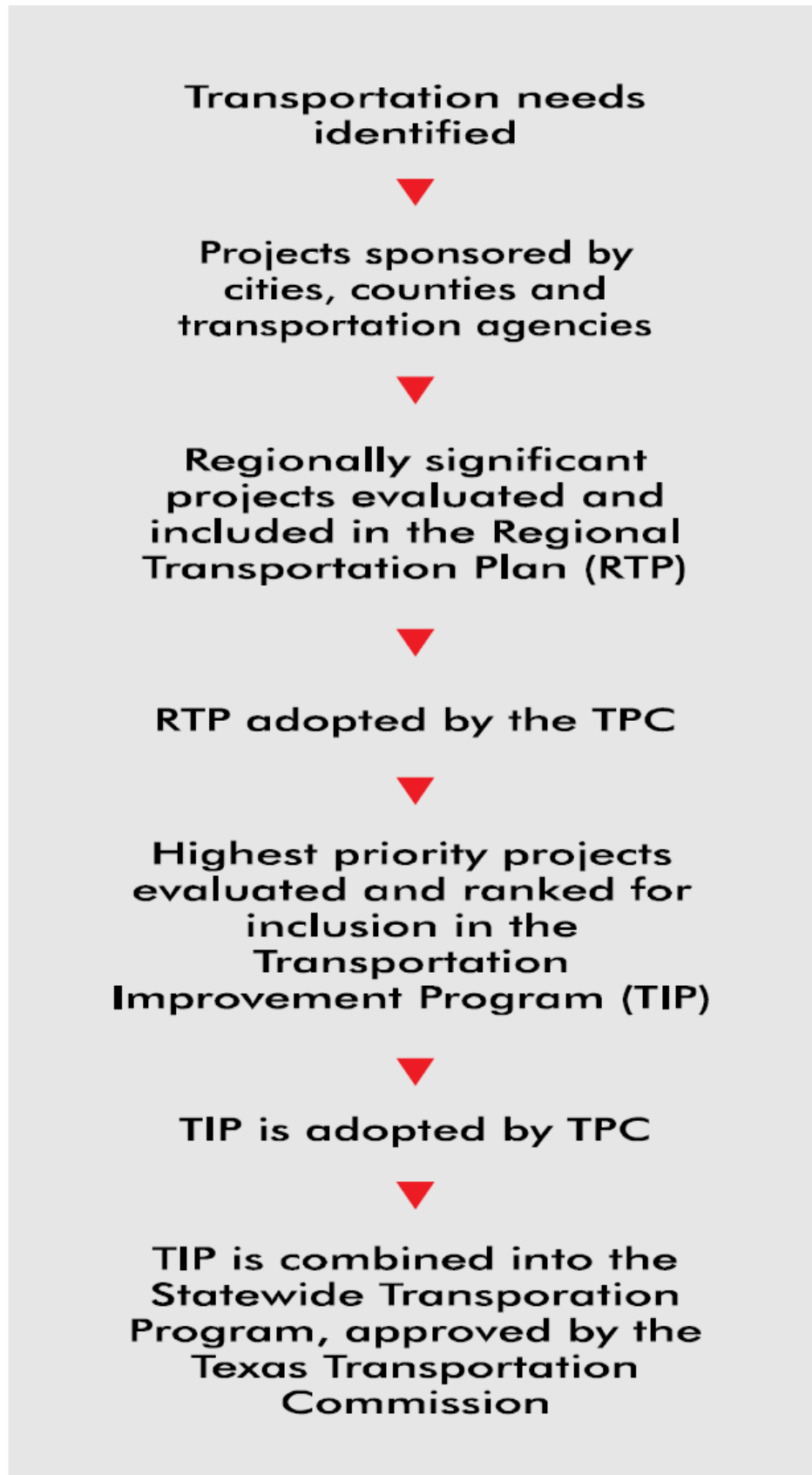
Planning and Project Development

Projects included in the Plan and subsequently in the TIP, are identified by projects sponsors, namely the state and local government entities. H-GAC assists sponsors in developing projects in a number of ways, including developing demographic forecasts for the region and conducting planning studies that identify infrastructure and service improvements needs.

Prior to inclusion in the Plan, H-GAC staff evaluates projects in terms of regional benefits and consistency with fiscal and air quality constraints. This effort is undertaken with various subcommittees and in conjunction with local governments.

Once a project is included in the Plan, it proceeds through the development process. This includes environmental review, design, preliminary engineering, and right-of-way acquisition, as appropriate. For any given project, a variety of agencies, as well as the public, are involved in reviewing plans, designs and funding strategies at various stages in the development process. Large infrastructure projects often have several sources of funding from all levels of government (federal, state and local).

H-GAC staff and TPC committees evaluate projects based upon criteria approved by the TPC. Projects selected by the Texas Transportation Commission, including transit projects, are included in the TIP subject to TPC concurrence. Once the TIP is adopted, it is included in the Statewide TIP (STIP). The STIP is approved by federal agencies. Public comment on the Plan, TIP, and STIP are required prior to final adoption.



TIP Funding and Project Selection

The transportation project selection and approval process involves shared decision-making. TPC approves all projects included in the TIP but many are developed and selected in other forums. For example, the Texas Transportation Commission selects major mobility, maintenance, rehabilitation and safety projects on the state system. It also selects bridge program projects both on and off the state system. With the exception of the Houston Urbanized Area (UZA), the state administers the region's transit funding programs. H-GAC facilitates discussions between local transit agencies on the division of federal funds allocated to the Houston UZA.

The TPC selects projects for two funding categories: Surface Transportation Program – Metropolitan Mobility (STP-MM) and Congestion Mitigation and Air Quality Program (CMAQ). These two funding categories have specific eligibility requirements defined in the federal regulatory code. As part of the TIP update process, H-GAC typically conducts a “call for projects”. The state and local governments submit projects that will be ready for implementation in the timeframe of the TIP.

H-GAC staff evaluates candidate projects based upon criteria approved by the TPC. Typically the criteria include cost effectiveness measures and “readiness” for implementation within the TIP timeframe. In recent years, the TPC has provided funding for non-traditional transportation programs such as Livable Centers.

The 2011-2014 TIP was developed and reviewed by technical and policy committees. Technical review was provided by the Technical Advisory Committee (TAC). Members of this Committee are lead transportation personnel from local governments, TxDOT, and other transportation agencies in the Houston region. This Committee aided in the development of the criteria/processes used to evaluate and select projects in MPO-selected categories included in the 2008-2011 TIP. They also guided the refinement of programmed projects, which in turn, provided input for the 2011-2014 TIP. The committee serves as the technical body that recommends the TIP for TPC approval.

Legal Requirements

The TIP is developed in accordance with the metropolitan planning requirements set forth in the Statewide and Metropolitan Planning Final Rule (23 CFR Part 450, 49 CFR Part 613) promulgated in the October 28, 1993 Federal Register as required by the Intermodal Surface Transportation Efficiency Act of 1991 (ISTEA), which was reauthorized as the Transportation Equity Act for the 21st Century (TEA-21), and more recently reauthorized as the Safe, Accountable, Flexible, Efficient Transportation Equity Act: A Legacy for Users (SAFETEA-LU). The 2008-2011 TIP was prepared under guidelines set forth in the Code of Federal Regulations (referenced above) as updated on June 9, 2006, and in SAFETEA-LU.

Air Quality

The U.S. Environmental Protection Agency (EPA) has designated the eight-county Houston-Galveston-Brazoria area as nonattainment for ground-level ozone (O₃). While transportation is not this region's sole source of ozone pre-cursor pollutants, continued reductions of pollutants from on-road vehicles is an essential part of our plan to attain clean air standards. Consequently, the long-range transportation plan is required to conform to emission limits set by the Texas Commission on Environmental Quality (TCEQ) and approved by the EPA.

Chapter 2

Highway Projects

This page left blank intentionally.

Chapter 2 —Highway Projects

Federal and State Funding Categories

The 2011-2014 TIP programs federal, state and local funds for transportation projects. Federal funds to states are authorized in multiyear transportation bills. The most recent bill, the Safe, Accountable, Flexible, Efficient Transportation Equity Act (SAFETEA-LU) was signed into law in 2005. The law expired in 2009. Since that time, transportation appropriations have been completed as part of continuing resolutions. The current resolution extends transportation funding to states at FY 2009 SAFETEA-LU levels until the end of calendar year 2010.

This chapter of the 2011-2014 TIP lists projects to be funded using a federal or state funding source. The projects are grouped under the funding categories set by the TxDOT Unified Transportation Plan (UTP) as shown in the detailed listing on the following pages. Table 2-1 shows a brief look at the funding categories.

There are 12 categories of funding in the UTP which fall into the two TxDOT goals of Maintain It and Build It. The projects in the Maintain It category are represented by projects in Categories: 1 - Preventative Maintenance & Rehab, 6 - Structures and Bridges, and 8 – Safety, which are projects that preserve the existing transportation network.

The projects in the Build It category are represented by system development projects funded in the other nine categories. The name for each category is listed in the table of information below and again in Appendix C. Appendix C gives an in-depth review of the TxDOT categories, an explanation of the selection process for each category, and the funding requirements and restrictions.

In February 2009, the President signed into law the American Recovery and Reinvestment Act (ARRA). The ARRA included almost \$509 million for highway and bridge improvements in the eight-county Houston metropolitan region. ARRA funded projects are shown in this chapter as Category 19 or ARRA.

TABLE 2-1
2011-2014 TRANSPORTATION IMPROVEMENT PROGRAM
FEDERAL AND STATE FUNDING CATEGORIES

	CATEGORY
1	Preventative Maintenance & Rehabilitation
2	Metropolitan Area (TMA) Corridor Projects
3	Urban Area (Non TMA) Corridor Projects
4	Statewide Connectivity Corridor Projects
5	Congestion Mitigation Air Quality Improvement (CMAQ)
6	Structures Replacement & Rehabilitation
7	Surface Transportation Metropolitan Mobility/Rehabilitation (STP-MM)
8	Safety
9	Transportation Enhancements
10	Miscellaneous
11	District Discretionary
12	Strategic Priority
ARRA	American Recovery and Reinvestment Act (2009)
PROP-12	Proposition 12
PROP-14	Proposition 14
PTF	Pass-Through Financing Agreement
LOCAL	Locally Funded
ROW-UTIL	Right-of-way (ROW) state funded
TOLL	Toll funded
ROW-UTIL-TOLL	Right-of-way (ROW) toll funded

Project Listing

The project listings provided in this chapter are for two Texas Department of Transportation (TxDOT) Districts - Houston and Beaumont. The projects in Chapter 2 represent the highway investments for the next four years. The project list is grouped by Fiscal Year, which means the year the project is estimated to let to contract. Once the projects were grouped into years, they were sorted by street name and project limits.

The details associated with each project are explained in Table 2-2.

Fiscal Year

Fiscal years begin September 1st and continue through August 31st of the following year. For example, fiscal year 2011 begins September 1, 2010 and ends August 31, 2011.

Fiscal years are used in the TIP project listing to show the year in which a particular project phase is funded, or the fiscal year in which funds are committed to a project. All projects in FY 2011-2014 are fiscally constrained and have identified funding commitments.

Total Costs

Major projects in Chapter 2 are represented in total cost dollars which includes all facets of the construction project. To clarify, total project cost includes acquisition of ROW, utility relocation, design and engineering costs, contingencies and inflation. The purpose of this is to reflect the entirety of the investment.

Typically, major roadway projects require a variety of funding sources. The project listing illustrates the funding sources for each project.

Year-of-Expenditure (YOE)

Funding for all projects is shown in YOE dollars. TxDOT uses a 4% inflation rate statewide.

Grouped Projects

The project listing also includes grouped projects. The Federal Highway Administration (FHWA) and Texas Department of Transportation understand that some projects are subsets of a larger investment. In some instances there are projects that would seem very minor as independent projects but lumped into a grouped project cover a number of investments of similar scope providing a bigger picture and resulting in a more significant representation of investment. There are also some instances where it would be difficult to identify projects at the time of adoption of the TIP due to the emergency nature of the project. This is the case for projects such as emergency repair and maintenance. For these purposes the FHWA has encouraged the use of grouped projects.

TABLE 2-2
2011-2014 TRANSPORTATION IMPROVEMENT PROGRAM
CHAPTER 2 ORGANIZATION

County	County where the project is located
MPO ID	Sequential number given to all projects used for identification by H-GAC that corresponds to the GIS and modeling networks and RTP
CSJ Number	The Control Section Job Number is TxDOT’s statewide system for identifying a highway project on the state system with the control being the most general and section and job breakdown being more specific as to location. The CSJ is a unique identifying nine-digit number for a project.
Sponsor ID	Number sponsor assigns their projects such as a Capital Improvement Program (CIP) number
Let Date	Estimated date for project to be let to contract
Sponsor	Sponsor Agency, usually the agency submitting project and providing matching funds
Street	Street/Highway where project is located. If project is not located on a specific facility then VA or N/A is listed for street
From Limit	Beginning limit of the project
To Limit	Ending limit of the project
Project Description	Scope of work or description of project as submitted by the sponsor.
Phases	A code to indicate the project’s phase in the TIP/STIP. Valid codes are “C” = Construction, “E” = Preliminary Engineering, “R” = Right-of-Way and “T” = Transfer of funds.
Funding	The source of funds: See Appendix C for detailed descriptions of funding categories.
Federal	Federal funds programmed for that funding category
State	State funds programmed for that funding category
Local	Local funds programmed for that funding category (match)
Total	Amount programmed for that funding category
Project Totals:	
Federal	Total Federal funds programmed for the project
State	Total State funds programmed for the project
Local	Total Local funds programmed for the project
Total	Total programmed for the project

**HOUSTON-GALVESTON MPO
2011-2014 TRANSPORTATION IMPROVEMENT PROGRAM
FY 2011 PROJECTS**

TXDOT DISTRICT: HOUSTON

Grouped by District, Fiscal Year and Sorted by Funding Category, Street and CSJ Number

COUNTY	SPONSOR	PROJECT DESCRIPTION
CSJ NUMBER	STREET	
MPO ID	FROM LIMIT	
SPONSOR ID	TO LIMIT	
PHASE	LET DATE	

GALVESTON	CITY OF GALVESTON	UPGRADE TRAFFIC SIGNALS & SYNCHRONIZATION
0912-73-137	BROADWAY ST	
1024	6TH ST	
	61ST ST	
C	8/1/2011	

Total Project Cost Information:		Year of Expenditure (YOE) Project Cost Information:				
		Fund Cat	Federal	State	Local	Total
Preliminary Engineering	\$133,770					
ROW Purchase:	\$136,500					
Construction Engineering:	\$163,800	5	\$2,184,000	---	\$546,000	\$2,730,000
Construction Cost:	\$2,730,000	YOE Cost:	\$2,184,000	---	\$546,000	\$2,730,000
Contingencies:	\$273,000					
Indirect Costs:	\$138,684					
Total Project Cost	\$3,575,754					

HARRIS	CITY OF HOUSTON	BIKE TRAIL ON BUFFALO BAYOU PARALLEL TO MEMORIAL DR & ALLEN PKWY
0912-71-503	BUFFALO BAYOU TRAIL	
3064	SHEPHERD DR	
N-000420-018	SABINE	
C	1/1/2011	

Total Project Cost Information:		Year of Expenditure (YOE) Project Cost Information:				
		Fund Cat	Federal	State	Local	Total
Preliminary Engineering	\$194,086					
ROW Purchase:	\$198,047					
Construction Engineering:	\$237,656	5	\$3,168,744	---	\$792,186	\$3,960,930
Construction Cost:	\$3,960,930	YOE Cost:	\$3,168,744	---	\$792,186	\$3,960,930
Contingencies:	\$396,093					
Indirect Costs:	\$201,215					
Total Project Cost	\$5,188,026					

HARRIS	TXDOT HOUSTON DISTRICT	INSTALL VIVDS, PAN TILT CAMERAS AND DYNAMIC MESSAGE SIGNS AT MAJOR INTERSECTIONS
2941-02-048	FM 2920	
11976	IH 45	
	KUYKENDAHL	
C	8/1/2011	

Total Project Cost Information:		Year of Expenditure (YOE) Project Cost Information:				
		Fund Cat	Federal	State	Local	Total
Preliminary Engineering	\$19,664					
ROW Purchase:	\$0					
Construction Engineering:	\$36,118	5	\$321,048	---	\$80,262	\$401,310
Construction Cost:	\$401,310	YOE Cost:	\$321,048	---	\$80,262	\$401,310
Contingencies:	\$40,131					
Indirect Costs:	\$20,387					
Total Project Cost	\$517,610					

HARRIS	MIDTOWN MANAGEMENT DISTRICT	MIDTOWN LIVABLE COMMUNITIES INITIATIVE (PHASE II)
0912-70-008	GRAY ST (SMITH TO MAIN)	
10770	ALABAMA ST (MILAM TO CHENEVERT)	
T	8/1/2011	

Total Project Cost Information:		Year of Expenditure (YOE) Project Cost Information:				
		Fund Cat	Federal	State	Local	Total
Preliminary Engineering	\$0					
ROW Purchase:	\$0					
Construction Engineering:	\$0	5	\$2,000,000	---	\$500,000	\$2,500,000
Construction Cost:	\$2,500,000	YOE Cost:	\$2,000,000	---	\$500,000	\$2,500,000
Contingencies:	\$0					
Indirect Costs:	\$0					
Total Project Cost	\$2,500,000					

**HOUSTON-GALVESTON MPO
2011-2014 TRANSPORTATION IMPROVEMENT PROGRAM
FY 2011 PROJECTS**

TXDOT DISTRICT: HOUSTON

Grouped by District, Fiscal Year and Sorted by Funding Category, Street and CSJ Number

COUNTY	SPONSOR	PROJECT DESCRIPTION
CSJ NUMBER	STREET	
MPO ID	FROM LIMIT	
SPONSOR ID	TO LIMIT	
PHASE	LET DATE	

MULTIPLE	H-GAC	STRATEGIC INVESTMENT TO ENHANCE PEDESTRIAN & BICYCLE SAFETY WITHIN HIGH-ACTIVITY AREAS, STRATEGIC PLACEMENT OF SIDEWALKS, CROSSWALKS, ETC.
0912-00-373	HOUSTON-GALVESTON TRANSPORTATION MANAGEM	
11195	VA	
	VA	
C	8/1/2011	

Total Project Cost Information:		Year of Expenditure (YOE) Project Cost Information:				
		Fund Cat	Federal	State	Local	Total
Preliminary Engineering	\$22,356					
ROW Purchase:	\$22,813					
Construction Engineering:	\$41,063	5	\$365,000	---	\$91,250	\$456,250
Construction Cost:	\$456,250	YOE Cost:	\$365,000	---	\$91,250	\$456,250
Contingencies:	\$45,625					
Indirect Costs:	\$23,178					
Total Project Cost	\$611,284					

MULTIPLE	H-GAC	MAJOR CRASH HOT SPOTS THAT ARE IN THE RTP
0912-00-376	HOUSTON-GALVESTON TRANSPORTATION MANAGEM	
11214	VA	
	VA	
C	1/1/2011	

Total Project Cost Information:		Year of Expenditure (YOE) Project Cost Information:				
		Fund Cat	Federal	State	Local	Total
Preliminary Engineering	\$0					
ROW Purchase:	\$0					
Construction Engineering:	\$0	5	\$416,000	---	\$104,000	\$520,000
Construction Cost:	\$520,000	YOE Cost:	\$416,000	---	\$104,000	\$520,000
Contingencies:	\$0					
Indirect Costs:	\$0					
Total Project Cost	\$520,000					

HARRIS	TXDOT HOUSTON DISTRICT	RECONSTRUCT ROADWAY
0271-14-222	IH 610	
14630	TC JESTER BLVD	
	ELLA BLVD	
C,E	5/1/2011	

Total Project Cost Information:		Year of Expenditure (YOE) Project Cost Information:				
		Fund Cat	Federal	State	Local	Total
Preliminary Engineering	\$1,528,344					
ROW Purchase:	\$0					
Construction Engineering:	\$1,247,628	5	\$952,553	\$238,138	---	\$1,190,691
Construction Cost:	\$31,190,691	7	\$24,000,000	\$6,000,000	---	\$30,000,000
Contingencies:	\$3,119,069	YOE Cost:	\$24,952,553	\$6,238,138	---	\$31,190,691
Indirect Costs:	\$1,584,487					
Total Project Cost	\$38,670,219					

HARRIS	CITY OF HOUSTON	CBD COMMUNICATIONS SYSTEM
0912-72-141	MIDTOWN/DOWNTOWN HOUSTON	
11977	VA	
N-000650	VA	
C	8/1/2011	

Total Project Cost Information:		Year of Expenditure (YOE) Project Cost Information:				
		Fund Cat	Federal	State	Local	Total
Preliminary Engineering	\$88,494					
ROW Purchase:	\$0					
Construction Engineering:	\$108,360	5	\$1,444,803	---	\$361,201	\$1,806,004
Construction Cost:	\$1,806,004	YOE Cost:	\$1,444,803	---	\$361,201	\$1,806,004
Contingencies:	\$180,600					
Indirect Costs:	\$91,745					
Total Project Cost	\$2,275,204					

**HOUSTON-GALVESTON MPO
2011-2014 TRANSPORTATION IMPROVEMENT PROGRAM
FY 2011 PROJECTS**

TXDOT DISTRICT: HOUSTON

Grouped by District, Fiscal Year and Sorted by Funding Category, Street and CSJ Number

COUNTY	SPONSOR	PROJECT DESCRIPTION
CSJ NUMBER	STREET	
MPO ID	FROM LIMIT	
SPONSOR ID	TO LIMIT	
PHASE	LET DATE	

FORT BEND	TXDOT HOUSTON DISTRICT	IMPLEMENT PHASE 1 (PART 2) ACCESS MANAGEMENT IMPROVEMENTS
0192-01-088	SH 6	
14655	500' S OF TEAL BEND BLVD	
	FM 521	
C	8/1/2011	

Total Project Cost Information:		Year of Expenditure (YOE) Project Cost Information:				
		Fund Cat	Federal	State	Local	Total
Preliminary Engineering	\$49,000					
ROW Purchase:	\$50,000					
Construction Engineering:	\$60,000	5	\$800,000	---	\$200,000	\$1,000,000
Construction Cost:	\$1,000,000	YOE Cost:	\$800,000	---	\$200,000	\$1,000,000
Contingencies:	\$100,000					
Indirect Costs:	\$50,800					
Total Project Cost	\$1,309,800					

MULTIPLE	H-GAC	COMMUTE SOLUTIONS STAFF MARKETING AND OUTREACH (FY 2011)
0912-00-366	VARIOUS	
13695	VA	
	VA	
C	9/1/2010	

Total Project Cost Information:		Year of Expenditure (YOE) Project Cost Information:				
		Fund Cat	Federal	State	Local	Total
Preliminary Engineering	\$0					
ROW Purchase:	\$0					
Construction Engineering:	\$0	5	\$945,000	---	---	\$945,000
Construction Cost:	\$945,000	YOE Cost:	\$945,000	---	---	\$945,000
Contingencies:	\$0					
Indirect Costs:	\$0					
Total Project Cost	\$945,000					

MULTIPLE	H-GAC	COMMUTE SOLUTIONS PROGRAM (FY 2011)
0912-00-368	VARIOUS	
13692	VA	
	VA	
C	9/1/2010	

Total Project Cost Information:		Year of Expenditure (YOE) Project Cost Information:				
		Fund Cat	Federal	State	Local	Total
Preliminary Engineering	\$0					
ROW Purchase:	\$0					
Construction Engineering:	\$0	5	\$2,000,000	---	\$500,000	\$2,500,000
Construction Cost:	\$2,500,000	YOE Cost:	\$2,000,000	---	\$500,000	\$2,500,000
Contingencies:	\$0					
Indirect Costs:	\$0					
Total Project Cost	\$2,500,000					

MULTIPLE	METRO	REGIONAL VANPOOL PROGRAM (FY 2011) CMAQ
0912-00-370	VARIOUS	
13701	VA	
	VA	
C	9/1/2010	

Total Project Cost Information:		Year of Expenditure (YOE) Project Cost Information:				
		Fund Cat	Federal	State	Local	Total
Preliminary Engineering	\$0					
ROW Purchase:	\$0					
Construction Engineering:	\$0	5	\$2,000,000	---	---	\$2,000,000
Construction Cost:	\$2,000,000	YOE Cost:	\$2,000,000	---	---	\$2,000,000
Contingencies:	\$0					
Indirect Costs:	\$0					
Total Project Cost	\$2,000,000					

**HOUSTON-GALVESTON MPO
2011-2014 TRANSPORTATION IMPROVEMENT PROGRAM
FY 2011 PROJECTS**

TXDOT DISTRICT: HOUSTON

Grouped by District, Fiscal Year and Sorted by Funding Category, Street and CSJ Number

COUNTY CSJ NUMBER MPO ID SPONSOR ID PHASE	SPONSOR STREET FROM LIMIT TO LIMIT LET DATE	PROJECT DESCRIPTION				
HARRIS 0912-71-793 10346 R031 C	CITY OF PASADENA VINCE BAYOU PEDESTRIAN AND BICYCLE TRAIL STRAWBERRY PARK BURKE/CRENSHAW PARK ON VINCE BAYOU 8/1/2010	VINCE BAYOU PEDESTRIAN AND BICYCLE TRAIL IN PASADENA				
Total Project Cost Information:		Year of Expenditure (YOE) Project Cost Information:				
Preliminary Engineering	\$116,596	Fund Cat	Federal	State	Local	Total
ROW Purchase:	\$118,976	5	\$308,700	---	\$77,175	\$385,875
Construction Engineering:	\$142,771	9	\$1,074,398	---	---	\$1,074,398
Construction Cost:	\$2,379,520	LOCAL CONT	---	---	\$919,247	\$919,247
Contingencies:	\$237,952	YOE Cost:	\$1,383,098	---	\$996,422	\$2,379,520
Indirect Costs:	\$120,880					
Total Project Cost	\$3,116,695					
MULTIPLE 0912-00-901 14729 C	METRO METRO SERVICE AREA VA VA 9/1/2010	REGIONAL VANPOOL PROGRAM (FY 2011) (NON-LETTING)				
Total Project Cost Information:		Year of Expenditure (YOE) Project Cost Information:				
Preliminary Engineering	\$0	Fund Cat	Federal	State	Local	Total
ROW Purchase:	\$0	7	\$1,650,000	---	\$412,500	\$2,062,500
Construction Engineering:	\$0	YOE Cost:	\$1,650,000	---	\$412,500	\$2,062,500
Construction Cost:	\$2,062,500					
Contingencies:	\$0					
Indirect Costs:	\$0					
Total Project Cost	\$2,062,500					
FORT BEND 0912-34-146 431 ST0506 C	CITY OF SUGAR LAND UNIVERSITY BLVD US 90A CURRENT TERMINUS S OF DITCH-H 1/1/2011	CONSTRUCT 4-LANE ROADWAY				
Total Project Cost Information:		Year of Expenditure (YOE) Project Cost Information:				
Preliminary Engineering	\$213,848	Fund Cat	Federal	State	Local	Total
ROW Purchase:	\$1,091,062	7	\$3,491,397	---	\$872,849	\$4,364,246
Construction Engineering:	\$261,855	YOE Cost:	\$3,491,397	---	\$872,849	\$4,364,246
Construction Cost:	\$4,364,246					
Contingencies:	\$436,425					
Indirect Costs:	\$221,704					
Total Project Cost	\$6,589,139					
HARRIS 0912-71-794 10339 C	CITY OF SOUTHSIDE PLACE BELLAIRE BLVD W OF ACADEMY ST E OF EDLOE ST 11/1/2010	BELLAIRE BOULEVARD BEAUTIFICATION IN SOUTHSIDE PLACE				
Total Project Cost Information:		Year of Expenditure (YOE) Project Cost Information:				
Preliminary Engineering	\$43,316	Fund Cat	Federal	State	Local	Total
ROW Purchase:	\$44,200	9	\$469,259	---	---	\$469,259
Construction Engineering:	\$79,560	LOCAL CONT	---	---	\$414,741	\$414,741
Construction Cost:	\$884,000	YOE Cost:	\$469,259	---	\$414,741	\$884,000
Contingencies:	\$88,400					
Indirect Costs:	\$44,907					
Total Project Cost	\$1,184,383					

**HOUSTON-GALVESTON MPO
2011-2014 TRANSPORTATION IMPROVEMENT PROGRAM
FY 2011 PROJECTS**

TXDOT DISTRICT: HOUSTON

Grouped by District, Fiscal Year and Sorted by Funding Category, Street and CSJ Number

COUNTY	SPONSOR	PROJECT DESCRIPTION				
CSJ NUMBER	STREET					
MPO ID	FROM LIMIT					
SPONSOR ID	TO LIMIT					
PHASE	LET DATE					
HARRIS	CITY OF HOUSTON	RECONSTRUCT STREET				
0912-71-459	FREEDMANS TOWN					
2589	IN HOUSTON					
N-001315						
C	11/1/2010					
Total Project Cost Information:		Year of Expenditure (YOE) Project Cost Information:				
Preliminary Engineering	\$35,501	Fund Cat	Federal	State	Local	Total
ROW Purchase:	\$181,125	9	\$579,600	---	\$144,900	\$724,500
Construction Engineering:	\$65,205	YOE Cost:		---	\$144,900	\$724,500
Construction Cost:	\$724,500					
Contingencies:	\$72,450					
Indirect Costs:	\$36,805					
Total Project Cost	\$1,115,585					
BRAZORIA	CITY OF ALVIN	MUSTANG TRAIL SYSTEM				
0912-31-121	MUSTANG TRAIL SYSTEM					
7061	CITY POOL IN ALVIN					
	SOUTH ST					
C	10/1/2010					
Total Project Cost Information:		Year of Expenditure (YOE) Project Cost Information:				
Preliminary Engineering	\$37,044	Fund Cat	Federal	State	Local	Total
ROW Purchase:	\$37,800	9	\$582,120	---	\$173,880	\$756,000
Construction Engineering:	\$68,040	YOE Cost:		---	\$173,880	\$756,000
Construction Cost:	\$756,000					
Contingencies:	\$75,600					
Indirect Costs:	\$38,405					
Total Project Cost	\$1,012,889					
HARRIS	HARRIS COUNTY	10' WIDE SHARED USE PATH: SOUTH MAYDE CREEK				
0912-71-808	SOUTH MAYDE CREEK PED/BIKE FACILITY	PEDESTRIAN AND BICYCLE FACILITY - HARRIS COUNTY				
10354	ARMARANTH RD	PRECINCT 3				
	0.2 MI E OF GREENHOUSE ON MAYDE CREEK					
C	10/1/2010					
Total Project Cost Information:		Year of Expenditure (YOE) Project Cost Information:				
Preliminary Engineering	\$119,424	Fund Cat	Federal	State	Local	Total
ROW Purchase:	\$121,862	9	\$1,949,786	---	\$487,447	\$2,437,233
Construction Engineering:	\$146,234	YOE Cost:		---	\$487,447	\$2,437,233
Construction Cost:	\$2,437,233					
Contingencies:	\$243,723					
Indirect Costs:	\$123,811					
Total Project Cost	\$3,192,288					
HARRIS	CITY OF PASADENA	CONSTRUCT 4-LANE DIVIDED THOROUGHFARE				
0912-72-063	PRESTON					
13521	BW 8					
S049	GENOA RED BLUFF RD					
C	8/1/2011					
Total Project Cost Information:		Year of Expenditure (YOE) Project Cost Information:				
Preliminary Engineering	\$66,951	Fund Cat	Federal	State	Local	Total
ROW Purchase:	\$341,587	10	\$929,369	---	\$232,342	\$1,161,711
Construction Engineering:	\$81,981	LOCAL CONT	---	---	\$204,636	\$204,636
Construction Cost:	\$1,366,347	YOE Cost:		---	\$436,978	\$1,366,347
Contingencies:	\$136,635					
Indirect Costs:	\$69,410					
Total Project Cost	\$2,062,911					

**HOUSTON-GALVESTON MPO
2011-2014 TRANSPORTATION IMPROVEMENT PROGRAM
FY 2011 PROJECTS**

TXDOT DISTRICT: HOUSTON

Grouped by District, Fiscal Year and Sorted by Funding Category, Street and CSJ Number

COUNTY	SPONSOR	PROJECT DESCRIPTION				
CSJ NUMBER	STREET					
MPO ID	FROM LIMIT					
SPONSOR ID	TO LIMIT					
PHASE	LET DATE					
MULTIPLE	TXDOT HOUSTON DISTRICT	MISC WORK WITHIN THE HOUSTON DISTRICT (FY 11)				
0912-00-904	TXDOT HOUSTON DISTRICT					
14733	VA					
	VA					
C	8/1/2011					
Total Project Cost Information:		Year of Expenditure (YOE) Project Cost Information:				
Preliminary Engineering	\$71,540	Fund Cat	Federal	State	Local	Total
ROW Purchase:	\$365,000	11	\$1,168,000	\$292,000	---	\$1,460,000
Construction Engineering:	\$87,600	YOE Cost:	\$1,168,000	\$292,000	---	\$1,460,000
Construction Cost:	\$1,460,000					
Contingencies:	\$146,000					
Indirect Costs:	\$74,168					
Total Project Cost	\$2,204,308					
HARRIS	TXDOT HOUSTON DISTRICT	WIDEN AND RECONSTRUCT TO 10 MAIN LANES, TWO 3-LANE FRONTAGE ROADS AND ONE HOV REVERSIBLE LANE				
0500-03-462	IH 45 S					
334	NYACK DR					
	0.7881 MI S OF FM 1959					
C	5/1/2011					
Total Project Cost Information:		Year of Expenditure (YOE) Project Cost Information:				
Preliminary Engineering	\$1,960,000	Fund Cat	Federal	State	Local	Total
ROW Purchase:	\$10,000,000	PROP-12	---	\$40,000,000	---	\$40,000,000
Construction Engineering:	\$1,600,000	YOE Cost:	---	\$40,000,000	---	\$40,000,000
Construction Cost:	\$40,000,000					
Contingencies:	\$4,000,000					
Indirect Costs:	\$2,032,000					
Total Project Cost	\$59,592,000					
HARRIS	TXDOT HOUSTON DISTRICT	WIDEN EXISTING PAVEMENT AND RESTRIPE FROM 6 TO 8 LANES				
0500-03-550	IH 45 S					
13465	KURLAND DR					
	NYACK DR					
C	5/1/2011					
Total Project Cost Information:		Year of Expenditure (YOE) Project Cost Information:				
Preliminary Engineering	\$147,000	Fund Cat	Federal	State	Local	Total
ROW Purchase:	\$150,000	PROP-12	---	\$3,000,000	---	\$3,000,000
Construction Engineering:	\$180,000	YOE Cost:	---	\$3,000,000	---	\$3,000,000
Construction Cost:	\$3,000,000					
Contingencies:	\$300,000					
Indirect Costs:	\$152,400					
Total Project Cost	\$3,929,400					
HARRIS	TXDOT HOUSTON DISTRICT	WIDEN AND RECONSTRUCT TO 10 MAIN LANES, TWO 3-LANE FRONTAGE ROADS AND 1 HOV REVERSIBLE LANE				
0500-03-565	IH 45 S					
14707	0.7881 MI S OF FM 1959					
	0.9884 MI S OF FM 2351					
C	5/1/2011					
Total Project Cost Information:		Year of Expenditure (YOE) Project Cost Information:				
Preliminary Engineering	\$2,818,284	Fund Cat	Federal	State	Local	Total
ROW Purchase:	\$14,379,000	PROP-12	---	\$57,516,000	---	\$57,516,000
Construction Engineering:	\$2,300,640	YOE Cost:	---	\$57,516,000	---	\$57,516,000
Construction Cost:	\$57,516,000					
Contingencies:	\$5,751,600					
Indirect Costs:	\$2,921,813					
Total Project Cost	\$85,687,337					

**HOUSTON-GALVESTON MPO
2011-2014 TRANSPORTATION IMPROVEMENT PROGRAM
FY 2011 PROJECTS**

TXDOT DISTRICT: HOUSTON

Grouped by District, Fiscal Year and Sorted by Funding Category, Street and CSJ Number

COUNTY	SPONSOR	PROJECT DESCRIPTION				
CSJ NUMBER	STREET					
MPO ID	FROM LIMIT					
SPONSOR ID	TO LIMIT					
PHASE	LET DATE					
HARRIS	TXDOT HOUSTON DISTRICT	RECONSTRUCT US 290/IH 610 IC, CONSTRUCT INTERCHANGE WITH DC'S WITH TWO 2-LANE FRONTAGE ROADS (PHASE 1)				
0271-14-217	IH 610					
13826	TC JESTER TO N OF IH 10 ON IH 610 AND TO 34TH ST ON US 290					
C	5/1/2011					
Total Project Cost Information:		Year of Expenditure (YOE) Project Cost Information:				
Preliminary Engineering	\$10,456,332	Fund Cat	Federal	State	Local	Total
ROW Purchase:	\$53,348,631	PROP-12	---	\$178,823,000	---	\$178,823,000
Construction Engineering:	\$8,535,781	5	\$23,357,572	\$5,839,393	---	\$29,196,965
Construction Cost:	\$213,394,525	7	\$4,299,648	\$1,074,912	---	\$5,374,560
Contingencies:	\$21,339,453	YOE Cost:	\$27,657,220	\$185,737,305	---	\$213,394,525
Indirect Costs:	\$10,840,442					
Total Project Cost	\$317,915,163					
MONTGOMERY	TXDOT HOUSTON DISTRICT	CONSTRUCT ELECTRONICALLY TOLLED DIRECT CONNECTORS FROM WB SH 242 TO SB IH 45 & NB IH 45 TO WB SH 242 (PTF)				
3538-01-030	SH 242					
13513	AT IH 45					
C	8/1/2011					
Total Project Cost Information:		Year of Expenditure (YOE) Project Cost Information:				
Preliminary Engineering	\$1,192,464	Fund Cat	Federal	State	Local	Total
ROW Purchase:	\$6,084,000	PTF	---	---	\$22,900,000	\$22,900,000
Construction Engineering:	\$1,216,800	LOCAL CONT	---	---	\$1,436,000	\$1,436,000
Construction Cost:	\$24,336,000	YOE Cost:	---	---	\$24,336,000	\$24,336,000
Contingencies:	\$2,433,600					
Indirect Costs:	\$1,236,269					
Total Project Cost	\$36,499,133					
BRAZORIA	BRAZORIA COUNTY	OVERLAY AND WIDEN FROM 2 TO 4-LANES				
0188-04-046	SH 36					
14713	N OF CR 348 S OF CR 310 IN CITY OF BRAZORIA					
C	12/1/2010					
Total Project Cost Information:		Year of Expenditure (YOE) Project Cost Information:				
Preliminary Engineering	\$199,332	Fund Cat	Federal	State	Local	Total
ROW Purchase:	\$1,017,000	PTF	---	---	\$4,068,000	\$4,068,000
Construction Engineering:	\$244,080	YOE Cost:	---	---	\$4,068,000	\$4,068,000
Construction Cost:	\$4,068,000					
Contingencies:	\$406,800					
Indirect Costs:	\$206,654					
Total Project Cost	\$6,141,866					

**HOUSTON-GALVESTON MPO
2011-2014 TRANSPORTATION IMPROVEMENT PROGRAM
FY 2012 PROJECTS**

TXDOT DISTRICT: HOUSTON

Grouped by District, Fiscal Year and Sorted by Funding Category, Street and CSJ Number

COUNTY	SPONSOR	PROJECT DESCRIPTION				
CSJ NUMBER	STREET					
MPO ID	FROM LIMIT					
SPONSOR ID	TO LIMIT					
PHASE	LET DATE					
FORT BEND	TXDOT HOUSTON DISTRICT	CONSTRUCT 2 DETENTION PONDS AND 1 MITIGATION SITE				
1415-02-044	FM 1464					
14745	SHILOH LAKE DR					
	SH 99					
C	10/1/2011					
Total Project Cost Information:		Year of Expenditure (YOE) Project Cost Information:				
Preliminary Engineering	\$52,998	Fund Cat	Federal	State	Local	Total
ROW Purchase:	\$54,080	2	\$865,280	\$216,320	---	\$1,081,600
Construction Engineering:	\$64,896	YOE Cost:	\$865,280	\$216,320	---	\$1,081,600
Construction Cost:	\$1,081,600					
Contingencies:	\$108,160					
Indirect Costs:	\$54,945					
Total Project Cost	\$1,416,680					
MONTGOMERY	TXDOT HOUSTON DISTRICT	WIDEN FROM 2 TO 4-LANES				
3050-02-021	FM 2978					
14746	CONROE HUFFSMITH RD					
	HARRIS CL					
C	11/1/2011					
Total Project Cost Information:		Year of Expenditure (YOE) Project Cost Information:				
Preliminary Engineering	\$31,799	Fund Cat	Federal	State	Local	Total
ROW Purchase:	\$162,240	2	\$519,168	\$129,792	---	\$648,960
Construction Engineering:	\$58,406	YOE Cost:	\$519,168	\$129,792	---	\$648,960
Construction Cost:	\$648,960					
Contingencies:	\$64,896					
Indirect Costs:	\$32,967					
Total Project Cost	\$999,269					
HARRIS	TXDOT HOUSTON DISTRICT	CONSTRUCT DETENTION FACILITY				
3050-03-015	FM 2978					
13554	0.065 MI S OF BOGS RD					
	0.145 MI S OF BOGS RD					
C	9/1/2011					
Total Project Cost Information:		Year of Expenditure (YOE) Project Cost Information:				
Preliminary Engineering	\$46,512	Fund Cat	Federal	State	Local	Total
ROW Purchase:	\$47,462	2	\$759,387	\$189,847	---	\$949,234
Construction Engineering:	\$85,431	YOE Cost:	\$759,387	\$189,847	---	\$949,234
Construction Cost:	\$949,234					
Contingencies:	\$94,923					
Indirect Costs:	\$48,221					
Total Project Cost	\$1,271,784					
HARRIS	TXDOT HOUSTON DISTRICT	WIDEN FROM 2 TO 4 LANES				
3050-03-019	FM 2978					
14747	MONTGOMERY CL					
	S OF BOGS RD					
C	11/1/2011					
Total Project Cost Information:		Year of Expenditure (YOE) Project Cost Information:				
Preliminary Engineering	\$8,480	Fund Cat	Federal	State	Local	Total
ROW Purchase:	\$43,264	2	\$138,445	\$34,611	---	\$173,056
Construction Engineering:	\$15,575	YOE Cost:	\$138,445	\$34,611	---	\$173,056
Construction Cost:	\$173,056					
Contingencies:	\$17,306					
Indirect Costs:	\$8,791					
Total Project Cost	\$266,472					

**HOUSTON-GALVESTON MPO
2011-2014 TRANSPORTATION IMPROVEMENT PROGRAM
FY 2012 PROJECTS**

TXDOT DISTRICT: HOUSTON

Grouped by District, Fiscal Year and Sorted by Funding Category, Street and CSJ Number

COUNTY	SPONSOR	PROJECT DESCRIPTION				
CSJ NUMBER	STREET					
MPO ID	FROM LIMIT					
SPONSOR ID	TO LIMIT					
PHASE	LET DATE					
HARRIS	TXDOT HOUSTON DISTRICT	3 DETENTION PONDS				
1006-01-065	FM 529					
14744	SH 99					
	FRY RD					
C	9/1/2011					
Total Project Cost Information:		Year of Expenditure (YOE) Project Cost Information:				
Preliminary Engineering	\$42,399	Fund Cat	Federal	State	Local	Total
ROW Purchase:	\$43,264	2	\$692,224	\$173,056	---	\$865,280
Construction Engineering:	\$77,875	YOE Cost:	\$692,224	\$173,056	---	\$865,280
Construction Cost:	\$865,280					
Contingencies:	\$86,528					
Indirect Costs:	\$43,956					
Total Project Cost	\$1,159,302					
HARRIS	TXDOT HOUSTON DISTRICT	CONSTRUCT NOISE WALL				
0271-07-303	IH 10 W					
14740	AT W OF WILCREST					
C	11/1/2011					
Total Project Cost Information:		Year of Expenditure (YOE) Project Cost Information:				
Preliminary Engineering	\$8,374	Fund Cat	Federal	State	Local	Total
ROW Purchase:	\$8,545	2	\$153,804	\$17,089	---	\$170,893
Construction Engineering:	\$15,380	YOE Cost:	\$153,804	\$17,089	---	\$170,893
Construction Cost:	\$170,893					
Contingencies:	\$17,089					
Indirect Costs:	\$8,681					
Total Project Cost	\$228,962					
HARRIS	TXDOT HOUSTON DISTRICT	DESIGN AND CONSTRUCTION OF 3 DETENTION FACILITIES				
0500-03-556	IH 45 S					
14192	VARIOUS LOCATIONS					
C	8/1/2012					
Total Project Cost Information:		Year of Expenditure (YOE) Project Cost Information:				
Preliminary Engineering	\$158,995	Fund Cat	Federal	State	Local	Total
ROW Purchase:	\$162,240	2	\$2,920,320	\$324,480	---	\$3,244,800
Construction Engineering:	\$194,688	YOE Cost:	\$2,920,320	\$324,480	---	\$3,244,800
Construction Cost:	\$3,244,800					
Contingencies:	\$324,480					
Indirect Costs:	\$164,836					
Total Project Cost	\$4,250,039					
MONTGOMERY	TXDOT HOUSTON DISTRICT	WIDEN TO 4-LANES UNDIVIDED RURAL				
0338-11-051	LP 336					
14742	FM 2854					
	IH 45					
C	11/1/2011					
Total Project Cost Information:		Year of Expenditure (YOE) Project Cost Information:				
Preliminary Engineering	\$390,455	Fund Cat	Federal	State	Local	Total
ROW Purchase:	\$1,992,120	2	\$6,374,783	\$1,593,696	---	\$7,968,479
Construction Engineering:	\$398,424	YOE Cost:	\$6,374,783	\$1,593,696	---	\$7,968,479
Construction Cost:	\$7,968,479					
Contingencies:	\$796,848					
Indirect Costs:	\$404,799					
Total Project Cost	\$11,951,125					

**HOUSTON-GALVESTON MPO
2011-2014 TRANSPORTATION IMPROVEMENT PROGRAM
FY 2012 PROJECTS**

TXDOT DISTRICT: HOUSTON

Grouped by District, Fiscal Year and Sorted by Funding Category, Street and CSJ Number

COUNTY	SPONSOR	PROJECT DESCRIPTION				
CSJ NUMBER	STREET					
MPO ID	FROM LIMIT					
SPONSOR ID	TO LIMIT					
PHASE	LET DATE					
MONTGOMERY	TXDOT HOUSTON DISTRICT	WIDEN WESTBOUND FROM 2 TO 3 LANES				
0338-03-087	SH 105					
14741	WALDEN RD					
	OLD RIVER RD					
C	3/1/2012					
Total Project Cost Information:		Year of Expenditure (YOE) Project Cost Information:				
Preliminary Engineering	\$52,998	Fund Cat	Federal	State	Local	Total
ROW Purchase:	\$270,400	2	\$865,280	\$216,320	---	\$1,081,600
Construction Engineering:	\$64,896	YOE Cost:	\$865,280	\$216,320	---	\$1,081,600
Construction Cost:	\$1,081,600					
Contingencies:	\$108,160					
Indirect Costs:	\$54,945					
Total Project Cost	\$1,633,000					
HARRIS	TXDOT HOUSTON DISTRICT	CONSTRUCT NORTHBOUND DIRECT CONNECTOR				
0389-05-119	SH 146					
14621	AT BNSF RR/PORT RD					
C	1/1/2012					
Total Project Cost Information:		Year of Expenditure (YOE) Project Cost Information:				
Preliminary Engineering	\$391,263	Fund Cat	Federal	State	Local	Total
ROW Purchase:	\$1,996,238	2	\$3,950,003	\$987,501	---	\$4,937,504
Construction Engineering:	\$399,248	10	\$2,157,062	\$539,266	---	\$2,696,328
Construction Cost:	\$7,984,950	LOCAL CONT	---	---	\$351,118	\$351,118
Contingencies:	\$798,495	YOE Cost:	\$6,107,065	\$1,526,767	\$351,118	\$7,984,950
Indirect Costs:	\$405,635					
Total Project Cost	\$11,975,828					
HARRIS	TXDOT HOUSTON DISTRICT	NOISE WALL CONTRACT 1				
3510-05-011	SH 99					
11364	NE OF KINGSLAND BLVD @ GOVERNORS PL					
C	11/1/2011					
Total Project Cost Information:		Year of Expenditure (YOE) Project Cost Information:				
Preliminary Engineering	\$20,775	Fund Cat	Federal	State	Local	Total
ROW Purchase:	\$21,199	2	\$339,190	\$84,797	---	\$423,987
Construction Engineering:	\$38,159	YOE Cost:	\$339,190	\$84,797	---	\$423,987
Construction Cost:	\$423,987					
Contingencies:	\$42,399					
Indirect Costs:	\$21,539					
Total Project Cost	\$568,058					
FORT BEND	CITY OF STAFFORD	NEW STAND-ALONG TRAFFIC SIGNAL UTILIZING VIDEO				
0912-34-120	5TH ST	IMAGING VEHICLE DETECTION SYSTEM (VIVDS) AND 3M				
10773	AT PRESENT ST	OPTICOM PRIORITY CONTROL SYSTEM FOR EMERGENCY				
		VEHICLES				
C	2/1/2012					
Total Project Cost Information:		Year of Expenditure (YOE) Project Cost Information:				
Preliminary Engineering	\$10,573	Fund Cat	Federal	State	Local	Total
ROW Purchase:	\$10,789	5	\$172,623	---	\$43,156	\$215,779
Construction Engineering:	\$19,420	YOE Cost:	\$172,623	---	\$43,156	\$215,779
Construction Cost:	\$215,779					
Contingencies:	\$21,578					
Indirect Costs:	\$10,962					
Total Project Cost	\$289,101					

**HOUSTON-GALVESTON MPO
2011-2014 TRANSPORTATION IMPROVEMENT PROGRAM
FY 2012 PROJECTS**

TXDOT DISTRICT: HOUSTON

Grouped by District, Fiscal Year and Sorted by Funding Category, Street and CSJ Number

COUNTY	SPONSOR	PROJECT DESCRIPTION				
CSJ NUMBER	STREET					
MPO ID	FROM LIMIT					
SPONSOR ID	TO LIMIT					
PHASE	LET DATE					
HARRIS	AIRLINE IMPROVEMENT DISTRICT	AIRLINE IMPROVEMENT DISTRICT BICYCLE/PEDESTRIAN IMPROVEMENTS				
0912-00-424	AIRLINE IMPROVEMENT DISTRICT					
14656	VA					
	VA					
C	9/1/2011					
Total Project Cost Information:		Year of Expenditure (YOE) Project Cost Information:				
Preliminary Engineering	\$155,906	Fund Cat	Federal	State	Local	Total
ROW Purchase:	\$159,088	5	\$2,545,403	---	\$636,351	\$3,181,754
Construction Engineering:	\$190,905	YOE Cost:				
Construction Cost:	\$3,181,754		\$2,545,403	---	\$636,351	\$3,181,754
Contingencies:	\$318,175					
Indirect Costs:	\$161,633					
Total Project Cost	\$4,167,461					
FORT BEND	CITY OF SUGAR LAND	CITY OF SUGAR LAND PEDESTRIAN/BICYCLE IMPROVEMENTS				
0912-34-162	CITY OF SUGAR LAND TOWN CENTER					
14658	VA					
	VA					
C	9/1/2011					
Total Project Cost Information:		Year of Expenditure (YOE) Project Cost Information:				
Preliminary Engineering	\$137,242	Fund Cat	Federal	State	Local	Total
ROW Purchase:	\$140,043	5	\$2,240,687	---	\$560,172	\$2,800,859
Construction Engineering:	\$168,052	YOE Cost:				
Construction Cost:	\$2,800,859		\$2,240,687	---	\$560,172	\$2,800,859
Contingencies:	\$280,086					
Indirect Costs:	\$142,284					
Total Project Cost	\$3,668,565					
HARRIS	HARRIS COUNTY	ITS FOR HIGH DEMAND ARTERIAL STREETS, HARRIS COUNTY PHASE 4 RCTSS				
0912-72-190	HARRIS COUNTY					
10817	VA					
	VA					
C	8/1/2012					
Total Project Cost Information:		Year of Expenditure (YOE) Project Cost Information:				
Preliminary Engineering	\$347,802	Fund Cat	Federal	State	Local	Total
ROW Purchase:	\$354,900	5	\$5,678,400	---	\$1,419,600	\$7,098,000
Construction Engineering:	\$354,900	YOE Cost:				
Construction Cost:	\$7,098,000		\$5,678,400	---	\$1,419,600	\$7,098,000
Contingencies:	\$709,800					
Indirect Costs:	\$360,578					
Total Project Cost	\$9,225,980					
HARRIS	HARRIS COUNTY	ARTERIAL TRAFFIC MANAGEMENT SYSTEM BUILDOUT (FIBER CONNECTIVITY AND COMMUNICATIONS)				
0912-72-196	HARRIS COUNTY PRECINCT 2					
13675	VA					
	VA					
C	8/1/2012					
Total Project Cost Information:		Year of Expenditure (YOE) Project Cost Information:				
Preliminary Engineering	\$251,851	Fund Cat	Federal	State	Local	Total
ROW Purchase:	\$256,991	5	\$4,111,855	---	\$1,027,964	\$5,139,819
Construction Engineering:	\$256,991	YOE Cost:				
Construction Cost:	\$5,139,819		\$4,111,855	---	\$1,027,964	\$5,139,819
Contingencies:	\$513,982					
Indirect Costs:	\$261,103					
Total Project Cost	\$6,680,737					

**HOUSTON-GALVESTON MPO
2011-2014 TRANSPORTATION IMPROVEMENT PROGRAM
FY 2012 PROJECTS**

TXDOT DISTRICT: HOUSTON

Grouped by District, Fiscal Year and Sorted by Funding Category, Street and CSJ Number

COUNTY	SPONSOR	PROJECT DESCRIPTION				
CSJ NUMBER	STREET					
MPO ID	FROM LIMIT					
SPONSOR ID	TO LIMIT					
PHASE	LET DATE					
HARRIS	HARRIS COUNTY	IMPROVE TRAFFIC FLOW ALONG VARIOUS PRECINCT 3 HIGH DEMAND AND CONGESTED ARTERIALS THROUGH TRAFFIC SIGNAL SYSTEM ENHANCEMENTS				
0912-71-045	HARRIS COUNTY PRECINCT 3					
13676	VA					
	VA					
C	9/1/2011					
Total Project Cost Information:		Year of Expenditure (YOE) Project Cost Information:				
Preliminary Engineering	\$271,159	Fund Cat	Federal	State	Local	Total
ROW Purchase:	\$276,692	5	\$4,427,077	---	\$1,106,770	\$5,533,847
Construction Engineering:	\$276,692	YOE Cost:				
Construction Cost:	\$5,533,847		\$4,427,077	---	\$1,106,770	\$5,533,847
Contingencies:	\$553,385					
Indirect Costs:	\$281,119					
Total Project Cost	\$7,192,894					
HARRIS	HARRIS COUNTY	ARTERIAL TRAFFIC MANAGEMENT SYSTEM BUILDOUT (FIBER CONNECTIVITY AND COMMUNICATIONS)				
0912-72-198	HARRIS COUNTY PRECINCT 4					
13677	VA					
	VA					
C	8/1/2012					
Total Project Cost Information:		Year of Expenditure (YOE) Project Cost Information:				
Preliminary Engineering	\$26,945	Fund Cat	Federal	State	Local	Total
ROW Purchase:	\$27,495	5	\$439,916	---	\$109,979	\$549,895
Construction Engineering:	\$49,491	YOE Cost:				
Construction Cost:	\$549,895		\$439,916	---	\$109,979	\$549,895
Contingencies:	\$54,990					
Indirect Costs:	\$27,935					
Total Project Cost	\$736,749					
MULTIPLE	H-GAC	CLEAN CITIES/CLEAN VEHICLES PROGRAM (FY 2011)				
0912-00-362	HOUSTON-GALVESTON TRANSPORTATION MANAGEM					
13704	VA					
	VA					
C	9/1/2011					
Total Project Cost Information:		Year of Expenditure (YOE) Project Cost Information:				
Preliminary Engineering	\$0	Fund Cat	Federal	State	Local	Total
ROW Purchase:	\$0	5	\$8,000,000	---	\$2,000,000	\$10,000,000
Construction Engineering:	\$0	YOE Cost:				
Construction Cost:	\$10,000,000		\$8,000,000	---	\$2,000,000	\$10,000,000
Contingencies:	\$0					
Indirect Costs:	\$0					
Total Project Cost	\$10,000,000					
MULTIPLE	H-GAC	CLEAN AIR ACTION PROGRAM STAFF MARKETING AND OUTREACH (FY 2012)				
0912-00-907	HOUSTON-GALVESTON TRANSPORTATION MANAGEM					
14717	VA					
	VA					
C	9/1/2011					
Total Project Cost Information:		Year of Expenditure (YOE) Project Cost Information:				
Preliminary Engineering	\$0	Fund Cat	Federal	State	Local	Total
ROW Purchase:	\$0	5	\$437,500	---	---	\$437,500
Construction Engineering:	\$0	YOE Cost:				
Construction Cost:	\$437,500		\$437,500	---	---	\$437,500
Contingencies:	\$0					
Indirect Costs:	\$0					
Total Project Cost	\$437,500					

**HOUSTON-GALVESTON MPO
2011-2014 TRANSPORTATION IMPROVEMENT PROGRAM
FY 2012 PROJECTS**

TXDOT DISTRICT: HOUSTON

Grouped by District, Fiscal Year and Sorted by Funding Category, Street and CSJ Number

COUNTY	SPONSOR	PROJECT DESCRIPTION				
CSJ NUMBER	STREET					
MPO ID	FROM LIMIT					
SPONSOR ID	TO LIMIT					
PHASE	LET DATE					
MULTIPLE	H-GAC	COMMUTE SOLUTIONS PROGRAM (FY 2012)				
0912-00-908	HOUSTON-GALVESTON TRANSPORTATION MANAGEM					
14718	VA					
	VA					
C	9/1/2011					
Total Project Cost Information:		Year of Expenditure (YOE) Project Cost Information:				
Preliminary Engineering	\$0	Fund Cat	Federal	State	Local	Total
ROW Purchase:	\$0	5	\$2,000,000	---	\$500,000	\$2,500,000
Construction Engineering:	\$0	YOE Cost:				\$2,500,000
Construction Cost:	\$2,500,000		\$2,000,000	---	\$500,000	\$2,500,000
Contingencies:	\$0					
Indirect Costs:	\$0					
Total Project Cost	\$2,500,000					
MULTIPLE	METRO	REGIONAL VANPOOL PROGRAM (FY 2012) CMAQ				
0912-00-919	METRO SERVICE AREA					
14719	VA					
	VA					
C	9/1/2011					
Total Project Cost Information:		Year of Expenditure (YOE) Project Cost Information:				
Preliminary Engineering	\$0	Fund Cat	Federal	State	Local	Total
ROW Purchase:	\$0	5	\$2,000,000	---	---	\$2,000,000
Construction Engineering:	\$0	YOE Cost:				\$2,000,000
Construction Cost:	\$2,000,000		\$2,000,000	---	---	\$2,000,000
Contingencies:	\$0					
Indirect Costs:	\$0					
Total Project Cost	\$2,000,000					
HARRIS	CITY OF HOUSTON	MONTROSE NEIGHBORHOOD PEDESTRIAN IMPROVEMENTS				
0912-00-447	MONTROSE NEIGHBORHOOD					
14715	VA					
	VA					
C	9/1/2011					
Total Project Cost Information:		Year of Expenditure (YOE) Project Cost Information:				
Preliminary Engineering	\$98,000	Fund Cat	Federal	State	Local	Total
ROW Purchase:	\$100,000	5	\$1,600,000	---	\$400,000	\$2,000,000
Construction Engineering:	\$120,000	YOE Cost:				\$2,000,000
Construction Cost:	\$2,000,000		\$1,600,000	---	\$400,000	\$2,000,000
Contingencies:	\$200,000					
Indirect Costs:	\$101,600					
Total Project Cost	\$2,619,600					
MULTIPLE	TXDOT HOUSTON DISTRICT	IMPLEMENT PHASE II ACCESS MANAGEMENT IMPROVEMENTS				
0912-00-399	SH 6					
14620	IH 10					
	VOSS RD					
C	8/1/2012					
Total Project Cost Information:		Year of Expenditure (YOE) Project Cost Information:				
Preliminary Engineering	\$118,460	Fund Cat	Federal	State	Local	Total
ROW Purchase:	\$120,877	5	\$1,934,036	---	\$483,509	\$2,417,545
Construction Engineering:	\$145,053	YOE Cost:				\$2,417,545
Construction Cost:	\$2,417,545		\$1,934,036	---	\$483,509	\$2,417,545
Contingencies:	\$241,755					
Indirect Costs:	\$122,811					
Total Project Cost	\$3,166,500					

**HOUSTON-GALVESTON MPO
2011-2014 TRANSPORTATION IMPROVEMENT PROGRAM
FY 2012 PROJECTS**

TXDOT DISTRICT: HOUSTON

Grouped by District, Fiscal Year and Sorted by Funding Category, Street and CSJ Number

COUNTY	SPONSOR	PROJECT DESCRIPTION																								
CSJ NUMBER	STREET																									
MPO ID	FROM LIMIT																									
SPONSOR ID	TO LIMIT																									
PHASE	LET DATE																									
HARRIS	UPPER KIRBY DISTRICT	SIGNALIZATION, INTERSECTION, AND TRANSIT ACCESS IMPROVEMENTS TO REDUCE INTERSECTION DELAY AT INTERSECTIONS IN THE UPPER KIRBY MANAGEMENT DISTRICT INCLUDING KIRBY AT ALABAMA, KIRBY AT SAN FELIPE, KIRBY AT WESTHEIMER, AND RICHMOND AT WESLAYAN AND ASSOCIATED PEDESTRIAN ACCESSIBILITY.																								
0912-71-043	UPPER KIRBY MANAGEMENT DISTRICT																									
13672	VARIOUS INTERSECTIONS																									
T	9/1/2011																									
Total Project Cost Information:																										
Preliminary Engineering	\$0	<table border="1"> <thead> <tr> <th colspan="6">Year of Expenditure (YOE) Project Cost Information:</th> </tr> <tr> <th>Fund Cat</th> <th>Federal</th> <th>State</th> <th>Local</th> <th colspan="2">Total</th> </tr> </thead> <tbody> <tr> <td>5</td> <td>\$1,975,684</td> <td>---</td> <td>\$493,921</td> <td colspan="2">\$2,469,605</td> </tr> <tr> <td>YOE Cost:</td> <td>\$1,975,684</td> <td>---</td> <td>\$493,921</td> <td colspan="2">\$2,469,605</td> </tr> </tbody> </table>	Year of Expenditure (YOE) Project Cost Information:						Fund Cat	Federal	State	Local	Total		5	\$1,975,684	---	\$493,921	\$2,469,605		YOE Cost:	\$1,975,684	---	\$493,921	\$2,469,605	
Year of Expenditure (YOE) Project Cost Information:																										
Fund Cat	Federal		State	Local	Total																					
5	\$1,975,684		---	\$493,921	\$2,469,605																					
YOE Cost:	\$1,975,684		---	\$493,921	\$2,469,605																					
ROW Purchase:	\$0																									
Construction Engineering:	\$0																									
Construction Cost:	\$2,469,605																									
Contingencies:	\$0																									
Indirect Costs:	\$0																									
Total Project Cost	\$2,469,605																									
HARRIS	HARRIS COUNTY	IMPROVE TRAFFIC FLOW ALONG VARIOUS PRECINCT 1 HIGH DEMAND AND CONGESTED ARTERIALS THROUGH TRAFFIC SIGNAL SYSTEM ENHANCEMENTS																								
0912-71-046	VA																									
13673	VARIOUS LOCATIONS																									
C	9/1/2011																									
Total Project Cost Information:																										
Preliminary Engineering	\$137,246	<table border="1"> <thead> <tr> <th colspan="6">Year of Expenditure (YOE) Project Cost Information:</th> </tr> <tr> <th>Fund Cat</th> <th>Federal</th> <th>State</th> <th>Local</th> <th colspan="2">Total</th> </tr> </thead> <tbody> <tr> <td>5</td> <td>\$2,240,756</td> <td>---</td> <td>\$560,189</td> <td colspan="2">\$2,800,945</td> </tr> <tr> <td>YOE Cost:</td> <td>\$2,240,756</td> <td>---</td> <td>\$560,189</td> <td colspan="2">\$2,800,945</td> </tr> </tbody> </table>	Year of Expenditure (YOE) Project Cost Information:						Fund Cat	Federal	State	Local	Total		5	\$2,240,756	---	\$560,189	\$2,800,945		YOE Cost:	\$2,240,756	---	\$560,189	\$2,800,945	
Year of Expenditure (YOE) Project Cost Information:																										
Fund Cat	Federal		State	Local	Total																					
5	\$2,240,756		---	\$560,189	\$2,800,945																					
YOE Cost:	\$2,240,756		---	\$560,189	\$2,800,945																					
ROW Purchase:	\$140,047																									
Construction Engineering:	\$168,057																									
Construction Cost:	\$2,800,945																									
Contingencies:	\$280,095																									
Indirect Costs:	\$142,288																									
Total Project Cost	\$3,668,678																									
BRAZORIA	BRAZORIA COUNTY	RECONSTRUCT AND WIDEN TO 4-LANES DIVIDED																								
0912-31-224	CR 48																									
13576	CR 894																									
C	1/1/2012																									
Total Project Cost Information:																										
Preliminary Engineering	\$600,148	<table border="1"> <thead> <tr> <th colspan="6">Year of Expenditure (YOE) Project Cost Information:</th> </tr> <tr> <th>Fund Cat</th> <th>Federal</th> <th>State</th> <th>Local</th> <th colspan="2">Total</th> </tr> </thead> <tbody> <tr> <td>7</td> <td>\$9,798,337</td> <td>---</td> <td>\$2,449,584</td> <td colspan="2">\$12,247,921</td> </tr> <tr> <td>YOE Cost:</td> <td>\$9,798,337</td> <td>---</td> <td>\$2,449,584</td> <td colspan="2">\$12,247,921</td> </tr> </tbody> </table>	Year of Expenditure (YOE) Project Cost Information:						Fund Cat	Federal	State	Local	Total		7	\$9,798,337	---	\$2,449,584	\$12,247,921		YOE Cost:	\$9,798,337	---	\$2,449,584	\$12,247,921	
Year of Expenditure (YOE) Project Cost Information:																										
Fund Cat	Federal		State	Local	Total																					
7	\$9,798,337		---	\$2,449,584	\$12,247,921																					
YOE Cost:	\$9,798,337		---	\$2,449,584	\$12,247,921																					
ROW Purchase:	\$3,061,980																									
Construction Engineering:	\$612,396																									
Construction Cost:	\$12,247,921																									
Contingencies:	\$1,224,792																									
Indirect Costs:	\$622,194																									
Total Project Cost	\$18,369,432																									
HARRIS	HARRIS COUNTY	CONSTRUCT 4-LANE DIVIDED SECTION																								
0912-71-896	GELLHORN DR																									
7932	IH 610																									
B20005	WALLISVILLE RD																									
C	10/1/2011																									
Total Project Cost Information:																										
Preliminary Engineering	\$296,791	<table border="1"> <thead> <tr> <th colspan="6">Year of Expenditure (YOE) Project Cost Information:</th> </tr> <tr> <th>Fund Cat</th> <th>Federal</th> <th>State</th> <th>Local</th> <th colspan="2">Total</th> </tr> </thead> <tbody> <tr> <td>7</td> <td>\$4,845,568</td> <td>---</td> <td>\$1,211,392</td> <td colspan="2">\$6,056,960</td> </tr> <tr> <td>YOE Cost:</td> <td>\$4,845,568</td> <td>---</td> <td>\$1,211,392</td> <td colspan="2">\$6,056,960</td> </tr> </tbody> </table>	Year of Expenditure (YOE) Project Cost Information:						Fund Cat	Federal	State	Local	Total		7	\$4,845,568	---	\$1,211,392	\$6,056,960		YOE Cost:	\$4,845,568	---	\$1,211,392	\$6,056,960	
Year of Expenditure (YOE) Project Cost Information:																										
Fund Cat	Federal		State	Local	Total																					
7	\$4,845,568		---	\$1,211,392	\$6,056,960																					
YOE Cost:	\$4,845,568		---	\$1,211,392	\$6,056,960																					
ROW Purchase:	\$1,514,240																									
Construction Engineering:	\$302,848																									
Construction Cost:	\$6,056,960																									
Contingencies:	\$605,696																									
Indirect Costs:	\$307,694																									
Total Project Cost	\$9,084,229																									

**HOUSTON-GALVESTON MPO
2011-2014 TRANSPORTATION IMPROVEMENT PROGRAM
FY 2012 PROJECTS**

TXDOT DISTRICT: HOUSTON

Grouped by District, Fiscal Year and Sorted by Funding Category, Street and CSJ Number

COUNTY	SPONSOR	PROJECT DESCRIPTION				
CSJ NUMBER	STREET					
MPO ID	FROM LIMIT					
SPONSOR ID	TO LIMIT					
PHASE	LET DATE					
MULTIPLE	METRO	REGIONAL VANPOOL PROGRAM (FY 2012) (NON-LETTING)				
0912-00-448	METRO SERVICE AREA					
14730	VA					
	VA					
C	9/1/2011					
Total Project Cost Information:		Year of Expenditure (YOE) Project Cost Information:				
Preliminary Engineering	\$0	Fund Cat	Federal	State	Local	Total
ROW Purchase:	\$0	7	\$3,000,000	---	\$750,000	\$3,750,000
Construction Engineering:	\$0	YOE Cost:				
Construction Cost:	\$3,750,000		\$3,000,000	---	\$750,000	\$3,750,000
Contingencies:	\$0					
Indirect Costs:	\$0					
Total Project Cost	\$3,750,000					
HARRIS	CITY OF HOUSTON	RECONSTRUCT AND WIDEN TO 6-LANE DIVIDED (WITH RAISED MEDIAN)				
0912-71-688	SHAVER ST S					
5005	IH 45					
N-000582	SH 3					
C	8/1/2012					
Total Project Cost Information:		Year of Expenditure (YOE) Project Cost Information:				
Preliminary Engineering	\$928,653	Fund Cat	Federal	State	Local	Total
ROW Purchase:	\$4,738,026	7	\$5,914,621	---	\$1,478,655	\$7,393,276
Construction Engineering:	\$947,605	LOCAL CONT	---	---	\$11,558,827	\$11,558,827
Construction Cost:	\$18,952,103	YOE Cost:				
Contingencies:	\$1,895,210		\$5,914,621	---	\$13,037,482	\$18,952,103
Indirect Costs:	\$962,767					
Total Project Cost	\$28,424,364					
MONTGOMERY	MONTGOMERY COUNTY	WIDEN TO 6-LANE DIVIDED				
0912-37-199	WOODLANDS PKWY					
2924	E PANTHER CREEK DR					
	GROGAN'S MILL RD					
C	8/1/2012					
Total Project Cost Information:		Year of Expenditure (YOE) Project Cost Information:				
Preliminary Engineering	\$319,081	Fund Cat	Federal	State	Local	Total
ROW Purchase:	\$1,627,965	7	\$3,407,040	---	\$851,760	\$4,258,800
Construction Engineering:	\$325,593	LOCAL CONT	---	---	\$2,253,058	\$2,253,058
Construction Cost:	\$6,511,858	YOE Cost:				
Contingencies:	\$651,186		\$3,407,040	---	\$3,104,818	\$6,511,858
Indirect Costs:	\$330,802					
Total Project Cost	\$9,766,485					
HARRIS	CITY OF HOUSTON	12' WIDE CONCRETE SHARED USE PATH: BUFFALO HERITAGE CORRIDOR SHARED USE TRAIL IN HOUSTON				
0912-71-799	N BANK OF BUFFALO BAYOU					
10348	ALLEN ST					
	MCKEE ST					
C	1/1/2012					
Total Project Cost Information:		Year of Expenditure (YOE) Project Cost Information:				
Preliminary Engineering	\$184,302	Fund Cat	Federal	State	Local	Total
ROW Purchase:	\$188,063	9	\$3,009,009	---	\$752,252	\$3,761,261
Construction Engineering:	\$225,676	YOE Cost:				
Construction Cost:	\$3,761,261		\$3,009,009	---	\$752,252	\$3,761,261
Contingencies:	\$376,126					
Indirect Costs:	\$191,072					
Total Project Cost	\$4,926,500					

**HOUSTON-GALVESTON MPO
2011-2014 TRANSPORTATION IMPROVEMENT PROGRAM
FY 2012 PROJECTS**

TXDOT DISTRICT: HOUSTON
Grouped by District, Fiscal Year and Sorted by Funding Category, Street and CSJ Number

COUNTY	SPONSOR	PROJECT DESCRIPTION
CSJ NUMBER	STREET	
MPO ID	FROM LIMIT	
SPONSOR ID	TO LIMIT	
PHASE	LET DATE	

GALVESTON	US COAST GUARD	REPLACE BASCULE BRIDGE WITH LIFT BRIDGE
0912-73-123	ATSF RR BRIDGE	
13474	PARALLEL TO NEW IH 45 GALVESTON CAUSEWAY	

C 8/1/2012

Total Project Cost Information:**Year of Expenditure (YOE) Project Cost Information:**

		Fund Cat	Federal	State	Local	Total
Preliminary Engineering	\$1,695,949					
ROW Purchase:	\$1,730,560					
Construction Engineering:	\$1,384,448	10	\$15,500,000	---	\$3,750,000	\$19,250,000
Construction Cost:	\$34,611,200	LOCAL CONT	---	---	\$15,361,200	\$15,361,200
Contingencies:	\$3,461,120	YOE Cost:	\$15,500,000	---	\$19,111,200	\$34,611,200
Indirect Costs:	\$1,758,249					
Total Project Cost	\$44,641,526					

HARRIS	CITY OF HOUSTON	MAIN STREET CORRIDOR REVITALIZATION: PH6: PEDESTRIAN & TRANSIT IMPROVEMENTS ENGINEERING & CONSTRUCTION
0912-72-004	MAIN ST	
12817	INTERSECTION OF HOLCOMBE, MAIN & FANNIN	

C 7/1/2012

Total Project Cost Information:**Year of Expenditure (YOE) Project Cost Information:**

		Fund Cat	Federal	State	Local	Total
Preliminary Engineering	\$171,072					
ROW Purchase:	\$174,563					
Construction Engineering:	\$209,476	10	\$3,040,601	\$450,664	---	\$3,491,265
Construction Cost:	\$3,491,265	YOE Cost:	\$3,040,601	\$450,664	---	\$3,491,265
Contingencies:	\$349,127					
Indirect Costs:	\$177,356					
Total Project Cost	\$4,572,859					

HARRIS	TEXAS PARKS & WILDLIFE	CONSTRUCT EMBANKMENT , FLEXIBLE BASE, ACP, STRUCTURES, CULVERTS METAL BEAM GUARD FENCE, WETLANDS AND FLOODPLAIN EXCAVATION
0912-71-888	PR 138	
13442	INSIDE SHELDON LAKE STATE PARK	

C 9/1/2011

Total Project Cost Information:**Year of Expenditure (YOE) Project Cost Information:**

		Fund Cat	Federal	State	Local	Total
Preliminary Engineering	\$201,635					
ROW Purchase:	\$0					
Construction Engineering:	\$246,900	10	---	\$4,115,000	---	\$4,115,000
Construction Cost:	\$4,115,000	YOE Cost:	---	\$4,115,000	---	\$4,115,000
Contingencies:	\$411,500					
Indirect Costs:	\$209,042					
Total Project Cost	\$5,184,077					

HARRIS	TXDOT HOUSTON DISTRICT	CONSTRUCTION OF PROJECTS THAT RELIEVE CONGESTION
0912-72-072	TEXAS MEDICAL CENTER	
13518	VA	
	VA	

C 8/1/2012

Total Project Cost Information:**Year of Expenditure (YOE) Project Cost Information:**

		Fund Cat	Federal	State	Local	Total
Preliminary Engineering	\$503,485					
ROW Purchase:	\$513,760					
Construction Engineering:	\$513,760	10	\$7,614,161	\$1,903,540	---	\$9,517,701
Construction Cost:	\$10,275,200	LOCAL CONT	---	---	\$757,499	\$757,499
Contingencies:	\$1,027,520	YOE Cost:	\$7,614,161	\$1,903,540	\$757,499	\$10,275,200
Indirect Costs:	\$521,980					
Total Project Cost	\$13,355,705					

**HOUSTON-GALVESTON MPO
2011-2014 TRANSPORTATION IMPROVEMENT PROGRAM
FY 2012 PROJECTS**

TXDOT DISTRICT: HOUSTON

Grouped by District, Fiscal Year and Sorted by Funding Category, Street and CSJ Number

COUNTY	SPONSOR	PROJECT DESCRIPTION				
CSJ NUMBER	STREET					
MPO ID	FROM LIMIT					
SPONSOR ID	TO LIMIT					
PHASE	LET DATE					
MULTIPLE	TXDOT HOUSTON DISTRICT	MISC WORK WITHIN THE HOUSTON DISTRICT (FY 12)				
0912-00-913	TXDOT HOUSTON DISTRICT					
14734	VA					
	VA					
C	8/1/2012					
Total Project Cost Information:		Year of Expenditure (YOE) Project Cost Information:				
Preliminary Engineering	\$122,500	Fund Cat	Federal	State	Local	Total
ROW Purchase:	\$625,000	11	\$2,000,000	\$500,000	---	\$2,500,000
Construction Engineering:	\$150,000	YOE Cost:	\$2,000,000	\$500,000	---	\$2,500,000
Construction Cost:	\$2,500,000					
Contingencies:	\$250,000					
Indirect Costs:	\$127,000					
Total Project Cost	\$3,774,500					
HARRIS	TXDOT HOUSTON DISTRICT	CONSTRUCT 8-LANE DIVIDED (RAISED MEDIAN) URBAN				
8170-12-006	WASHINGTON AVE / HEMPSTEAD RD	STREET FACILITY (PHASE 1 OF 2)				
13806	WASHINGTON/KATY ROAD SPLIT					
	IH 10					
C	9/1/2011					
Total Project Cost Information:		Year of Expenditure (YOE) Project Cost Information:				
Preliminary Engineering	\$435,686	Fund Cat	Federal	State	Local	Total
ROW Purchase:	\$2,222,887	2	\$1,112,058	\$278,015	---	\$1,390,073
Construction Engineering:	\$444,577	10	\$801,180	\$200,295	---	\$1,001,475
Construction Cost:	\$8,891,548	12	\$5,200,000	\$1,300,000	---	\$6,500,000
Contingencies:	\$889,155	YOE Cost:	\$7,113,238	\$1,778,310	---	\$8,891,548
Indirect Costs:	\$451,691					
Total Project Cost	\$13,335,544					
BRAZORIA	BRAZORIA COUNTY	GRADE SEPARATION OVER NEW SH 35, OVERLAY AND				
0188-03-022	SH 36	RESTRIPE PAVEMENT FROM 2 TO 4-LANES				
14712	N CITY LIMITS OF WEST COLUMBIA					
	S OF NEW SH 35					
C	12/1/2011					
Total Project Cost Information:		Year of Expenditure (YOE) Project Cost Information:				
Preliminary Engineering	\$593,123	Fund Cat	Federal	State	Local	Total
ROW Purchase:	\$3,026,140	PTF	---	---	\$11,539,000	\$11,539,000
Construction Engineering:	\$605,228	LOCAL CONT	---	---	\$565,560	\$565,560
Construction Cost:	\$12,104,560	YOE Cost:	---	---	\$12,104,560	\$12,104,560
Contingencies:	\$1,210,456					
Indirect Costs:	\$614,912					
Total Project Cost	\$18,154,419					

**HOUSTON-GALVESTON MPO
2011-2014 TRANSPORTATION IMPROVEMENT PROGRAM
FY 2013 PROJECTS**

COUNTY	SPONSOR	TXDOT DISTRICT: HOUSTON Grouped by District, Fiscal Year and Sorted by Funding Category, Street and CSJ Number
CSJ NUMBER	STREET	
MPO ID	FROM LIMIT	
SPONSOR ID	TO LIMIT	
PHASE	LET DATE	

HARRIS	CITY OF HOUSTON	INSTALL ADVANCED SIGNAL CONTROL EQUIPMENT, COMMUNICATIONS, RR CROSSING EQUIPMENT, UPGRADE SIGNAL INFRASTRUCTURE, PEDESTRIAN CONTROL DEVICES AND OPTIMIZE TRAFFIC SIGNAL TIMING PATTERNS IN PRIORITIZED 11 CORRIDORS
0912-72-195	CITY OF HOUSTON	
11695	VA	
	VA	
C	8/1/2013	

Total Project Cost Information:**Year of Expenditure (YOE) Project Cost Information:**

		Fund Cat	Federal	State	Local	Total
Preliminary Engineering	\$130,506					
ROW Purchase:	\$133,169					
Construction Engineering:	\$159,803	5	\$2,130,708	---	\$532,677	\$2,663,385
Construction Cost:	\$2,663,385	YOE Cost:	\$2,130,708	---	\$532,677	\$2,663,385
Contingencies:	\$266,339					
Indirect Costs:	\$135,300					
Total Project Cost	\$3,488,502					

HARRIS	TIMBER LANE UTILITY DISTRICT	CONSTRUCT HIKE AND BIKE TRAIL, BENCHES, LIGHTING AND BRIDGES
0912-72-184	CYPRESS CREEK HIKE & BIKE TRAIL	
13600	RAMBLING BROOK DR	
	TIMBER LANE PARK	
T	9/1/2012	

Total Project Cost Information:**Year of Expenditure (YOE) Project Cost Information:**

		Fund Cat	Federal	State	Local	Total
Preliminary Engineering	\$0					
ROW Purchase:	\$0					
Construction Engineering:	\$0	5	\$3,427,313	---	\$856,828	\$4,284,141
Construction Cost:	\$4,284,141	YOE Cost:	\$3,427,313	---	\$856,828	\$4,284,141
Contingencies:	\$0					
Indirect Costs:	\$0					
Total Project Cost	\$4,284,141					

HARRIS	TXDOT HOUSTON DISTRICT	IMPLEMENT ACCESS MANAGEMENT TREATMENTS
1258-04-056	FM 1093	
11982	IH 610	
	SH 6	
C	8/1/2013	

Total Project Cost Information:**Year of Expenditure (YOE) Project Cost Information:**

		Fund Cat	Federal	State	Local	Total
Preliminary Engineering	\$275,592					
ROW Purchase:	\$281,216					
Construction Engineering:	\$281,216	5	\$3,100,407	---	\$775,102	\$3,875,509
Construction Cost:	\$5,624,320	LOCAL CONT	---	---	\$1,748,811	\$1,748,811
Contingencies:	\$562,432	YOE Cost:	\$3,100,407	---	\$2,523,913	\$5,624,320
Indirect Costs:	\$285,715					
Total Project Cost	\$7,310,491					

MULTIPLE	H-GAC	CLEAN AIR ACTION PROGRAM (FY 2013)
0912-00-914	HOUSTON-GALVESTON TRANSPORTATION MANAGEM	
14720	VA	
	VA	
C	9/1/2012	

Total Project Cost Information:**Year of Expenditure (YOE) Project Cost Information:**

		Fund Cat	Federal	State	Local	Total
Preliminary Engineering	\$0					
ROW Purchase:	\$0					
Construction Engineering:	\$0	5	\$1,212,000	---	\$303,000	\$1,515,000
Construction Cost:	\$1,515,000	YOE Cost:	\$1,212,000	---	\$303,000	\$1,515,000
Contingencies:	\$0					
Indirect Costs:	\$0					
Total Project Cost	\$1,515,000					

**HOUSTON-GALVESTON MPO
2011-2014 TRANSPORTATION IMPROVEMENT PROGRAM
FY 2013 PROJECTS**

TXDOT DISTRICT: HOUSTON

Grouped by District, Fiscal Year and Sorted by Funding Category, Street and CSJ Number

COUNTY	SPONSOR	PROJECT DESCRIPTION				
CSJ NUMBER	STREET					
MPO ID	FROM LIMIT					
SPONSOR ID	TO LIMIT					
PHASE	LET DATE					
MULTIPLE	H-GAC	CLEAN AIR ACTION PROGRAM STAFF MARKETING AND OUTREACH (FY 2013)				
0912-00-915	HOUSTON-GALVESTON TRANSPORTATION MANAGEM					
14721	VA					
	VA					
C	9/1/2012					
Total Project Cost Information:		Year of Expenditure (YOE) Project Cost Information:				
Preliminary Engineering	\$0	Fund Cat	Federal	State	Local	Total
ROW Purchase:	\$0	5	\$437,500	---	---	\$437,500
Construction Engineering:	\$0	YOE Cost:				\$437,500
Construction Cost:	\$437,500		\$437,500	---	---	\$437,500
Contingencies:	\$0					
Indirect Costs:	\$0					
Total Project Cost	\$437,500					
MULTIPLE	H-GAC	CLEAN CITIES/CLEAN VEHICLES PROGRAM (FY 2013)				
0912-00-916	HOUSTON-GALVESTON TRANSPORTATION MANAGEM					
14722	VA					
	VA					
C	9/1/2012					
Total Project Cost Information:		Year of Expenditure (YOE) Project Cost Information:				
Preliminary Engineering	\$0	Fund Cat	Federal	State	Local	Total
ROW Purchase:	\$0	5	\$6,000,000	---	\$1,500,000	\$7,500,000
Construction Engineering:	\$0	YOE Cost:				\$7,500,000
Construction Cost:	\$7,500,000		\$6,000,000	---	\$1,500,000	\$7,500,000
Contingencies:	\$0					
Indirect Costs:	\$0					
Total Project Cost	\$7,500,000					
MULTIPLE	H-GAC	COMMUTE SOLUTIONS PROGRAM (FY 2013)				
0912-00-917	HOUSTON-GALVESTON TRANSPORTATION MANAGEM					
14723	VA					
	VA					
C	9/1/2012					
Total Project Cost Information:		Year of Expenditure (YOE) Project Cost Information:				
Preliminary Engineering	\$0	Fund Cat	Federal	State	Local	Total
ROW Purchase:	\$0	5	\$2,000,000	---	\$500,000	\$2,500,000
Construction Engineering:	\$0	YOE Cost:				\$2,500,000
Construction Cost:	\$2,500,000		\$2,000,000	---	\$500,000	\$2,500,000
Contingencies:	\$0					
Indirect Costs:	\$0					
Total Project Cost	\$2,500,000					
HARRIS	CITY OF HOUSTON	CONSTRUCT HIKE & BIKE TRAIL				
0912-71-631	KEEGANS BAYOU TRAIL					
9351	KIRKWOOD					
N-000420-5-2	GESSNER					
C	9/1/2012					
Total Project Cost Information:		Year of Expenditure (YOE) Project Cost Information:				
Preliminary Engineering	\$320,809	Fund Cat	Federal	State	Local	Total
ROW Purchase:	\$327,356	5	\$5,237,703	---	\$1,309,426	\$6,547,129
Construction Engineering:	\$327,356	YOE Cost:				\$6,547,129
Construction Cost:	\$6,547,129		\$5,237,703	---	\$1,309,426	\$6,547,129
Contingencies:	\$654,713					
Indirect Costs:	\$332,594					
Total Project Cost	\$8,509,958					

**HOUSTON-GALVESTON MPO
2011-2014 TRANSPORTATION IMPROVEMENT PROGRAM
FY 2013 PROJECTS**

TXDOT DISTRICT: HOUSTON

Grouped by District, Fiscal Year and Sorted by Funding Category, Street and CSJ Number

COUNTY	SPONSOR	PROJECT DESCRIPTION				
CSJ NUMBER	STREET					
MPO ID	FROM LIMIT					
SPONSOR ID	TO LIMIT					
PHASE	LET DATE					
MULTIPLE	METRO	REGIONAL VANPOOL PROGRAM (FY 2013) CMAQ				
0912-00-923	METRO SERVICE AREA					
14724	VA					
	VA					
C	9/1/2012					
Total Project Cost Information:		Year of Expenditure (YOE) Project Cost Information:				
Preliminary Engineering	\$0	Fund Cat	Federal	State	Local	Total
ROW Purchase:	\$0	5	\$2,000,000	---	---	\$2,000,000
Construction Engineering:	\$0	YOE Cost:				\$2,000,000
Construction Cost:	\$2,000,000		\$2,000,000	---	---	\$2,000,000
Contingencies:	\$0					
Indirect Costs:	\$0					
Total Project Cost	\$2,000,000					
HARRIS	TXDOT HOUSTON DISTRICT	INTERSECTION IMPROVEMENTS				
1685-05-089	SH 6					
13470	AT BELLAIRE BLVD					
C	4/1/2013					
Total Project Cost Information:		Year of Expenditure (YOE) Project Cost Information:				
Preliminary Engineering	\$73,239	Fund Cat	Federal	State	Local	Total
ROW Purchase:	\$74,734	5	\$1,195,746	\$298,936	---	\$1,494,682
Construction Engineering:	\$89,681	YOE Cost:				\$1,494,682
Construction Cost:	\$1,494,682		\$1,195,746	\$298,936	---	\$1,494,682
Contingencies:	\$149,468					
Indirect Costs:	\$75,930					
Total Project Cost	\$1,957,734					
GALVESTON	TXDOT HOUSTON DISTRICT	INSTALL ARTERIAL TRAFFIC MANAGEMENT SYSTEM				
0367-06-058	SH 87					
1025	HARBOR VIEW					
	E OF 6TH ST					
C	9/1/2012					
Total Project Cost Information:		Year of Expenditure (YOE) Project Cost Information:				
Preliminary Engineering	\$17,137	Fund Cat	Federal	State	Local	Total
ROW Purchase:	\$17,486	5	\$279,781	\$69,945	---	\$349,726
Construction Engineering:	\$31,475	YOE Cost:				\$349,726
Construction Cost:	\$349,726		\$279,781	\$69,945	---	\$349,726
Contingencies:	\$34,973					
Indirect Costs:	\$17,766					
Total Project Cost	\$468,563					
HARRIS	UPTOWN HOUSTON DISTRICT	PEDESTRIAN STREETScape IMPROVEMENTS DISTRICT-WIDE				
0912-71-042	UPTOWN HOUSTON DISTRICT	INCLUDING PEDESTRIAN LIGHTING, LANDSCAPING, TREES,				
13661	VA	SIDEWALK IMPROVEMENTS, SIGNAGE AND SITE				
	VA	FURNISHINGS				
T	1/1/2013					
Total Project Cost Information:		Year of Expenditure (YOE) Project Cost Information:				
Preliminary Engineering	\$0	Fund Cat	Federal	State	Local	Total
ROW Purchase:	\$0	5	\$6,636,664	---	\$1,659,166	\$8,295,830
Construction Engineering:	\$0	YOE Cost:				\$18,539,038
Construction Cost:	\$18,539,038	LOCAL CONT	---	---	\$10,243,208	\$10,243,208
Contingencies:	\$0		\$6,636,664	---	\$11,902,374	\$18,539,038
Indirect Costs:	\$0					
Total Project Cost	\$18,539,038					

**HOUSTON-GALVESTON MPO
2011-2014 TRANSPORTATION IMPROVEMENT PROGRAM
FY 2013 PROJECTS**

TXDOT DISTRICT: HOUSTON

Grouped by District, Fiscal Year and Sorted by Funding Category, Street and CSJ Number

COUNTY	SPONSOR	PROJECT DESCRIPTION				
CSJ NUMBER	STREET					
MPO ID	FROM LIMIT					
SPONSOR ID	TO LIMIT					
PHASE	LET DATE					
HARRIS	HARRIS COUNTY	HARRIS COUNTY RCTSS PROGRAM PHASE 3				
0912-72-199	VARIOUS ARTERIALS					
12894	VA					
	VA					
C	8/1/2013					
Total Project Cost Information:		Year of Expenditure (YOE) Project Cost Information:				
Preliminary Engineering	\$202,560	Fund Cat	Federal	State	Local	Total
ROW Purchase:	\$206,694	5	\$3,307,100	---	\$826,775	\$4,133,875
Construction Engineering:	\$248,033	YOE Cost:				\$4,133,875
Construction Cost:	\$4,133,875		\$3,307,100	---	\$826,775	\$4,133,875
Contingencies:	\$413,388					
Indirect Costs:	\$210,001					
Total Project Cost	\$5,414,549					
FORT BEND	FORT BEND COUNTY	WESTPARK TOLLROAD PARK & RIDE				
0912-34-147	WESTPARK TOLLWAY P&R					
11537	AT SH 99					
FB-3						
T	9/1/2012					
Total Project Cost Information:		Year of Expenditure (YOE) Project Cost Information:				
Preliminary Engineering	\$0	Fund Cat	Federal	State	Local	Total
ROW Purchase:	\$0	5	\$2,504,175	---	\$626,044	\$3,130,219
Construction Engineering:	\$0	YOE Cost:				\$3,130,219
Construction Cost:	\$3,130,219		\$2,504,175	---	\$626,044	\$3,130,219
Contingencies:	\$0					
Indirect Costs:	\$0					
Total Project Cost	\$3,130,219					
GALVESTON	TXDOT HOUSTON DISTRICT	WIDENING FROM 2 LANES TO 4-LANE DIVIDED WITHOUT GRADE SEPARATION (PHASE I)				
3049-01-027	FM 646					
13877	SH 3					
	IH 45					
C	7/1/2013					
Total Project Cost Information:		Year of Expenditure (YOE) Project Cost Information:				
Preliminary Engineering	\$890,767	Fund Cat	Federal	State	Local	Total
ROW Purchase:	\$4,544,732	7	\$5,952,780	\$1,488,195	---	\$7,440,975
Construction Engineering:	\$908,946	LOCAL CONT	---	---	\$10,737,952	\$10,737,952
Construction Cost:	\$18,178,927	YOE Cost:				\$18,178,927
Contingencies:	\$1,817,893		\$5,952,780	\$1,488,195	\$10,737,952	\$18,178,927
Indirect Costs:	\$923,489					
Total Project Cost	\$27,264,755					
HARRIS	HARRIS COUNTY	CONSTRUCT 4-LANE CONCRETE DIVIDED SECTION W/ CURB & GUTTER AND 4-LANE BRIDGE				
0912-71-895	GREENS RD W					
8062	SH 249 (700' W of HCFCD ditch)					
B40064	CUTTEN RD					
C	3/1/2013					
Total Project Cost Information:		Year of Expenditure (YOE) Project Cost Information:				
Preliminary Engineering	\$602,614	Fund Cat	Federal	State	Local	Total
ROW Purchase:	\$3,074,562	7	\$9,524,448	---	\$2,381,112	\$11,905,560
Construction Engineering:	\$614,912	LOCAL CONT	---	---	\$392,686	\$392,686
Construction Cost:	\$12,298,246	YOE Cost:				\$12,298,246
Contingencies:	\$1,229,825		\$9,524,448	---	\$2,773,798	\$12,298,246
Indirect Costs:	\$624,751					
Total Project Cost	\$18,444,909					

**HOUSTON-GALVESTON MPO
2011-2014 TRANSPORTATION IMPROVEMENT PROGRAM
FY 2013 PROJECTS**

TXDOT DISTRICT: HOUSTON

Grouped by District, Fiscal Year and Sorted by Funding Category, Street and CSJ Number

COUNTY CSJ NUMBER MPO ID SPONSOR ID PHASE	SPONSOR STREET FROM LIMIT TO LIMIT LET DATE	PROJECT DESCRIPTION
MULTIPLE 0912-00-912 14731 C	METRO METRO SERVICE AREA VA VA 9/1/2012	REGIONAL VANPOOL PROGRAM (FY 2013) (NON-LETTING)
Total Project Cost Information:		Year of Expenditure (YOE) Project Cost Information:
Preliminary Engineering	\$0	Fund Cat
ROW Purchase:	\$0	Federal
Construction Engineering:	\$0	State
Construction Cost:	\$3,750,000	Local
Contingencies:	\$0	Total
Indirect Costs:	\$0	7
Total Project Cost	\$3,750,000	YOE Cost:
		\$3,000,000

		\$750,000
		\$3,750,000
HARRIS 0912-71-797 10347 C	GREATER GREENSPOINT MANAGEMENT DISTRICT GREENS BAYOU TRAIL GEARS RD BRADFIELD PARK 11/1/2012	12' WIDE CONCRETE SHARED USE PATH IN GREATER GREENSPOINT MANAGEMENT DISTRICT
Total Project Cost Information:		Year of Expenditure (YOE) Project Cost Information:
Preliminary Engineering	\$163,318	Fund Cat
ROW Purchase:	\$166,651	Federal
Construction Engineering:	\$199,982	State
Construction Cost:	\$3,333,027	Local
Contingencies:	\$333,303	Total
Indirect Costs:	\$169,318	9
Total Project Cost	\$4,365,599	YOE Cost:
		\$2,316,030

		\$579,008
		\$2,895,038
		LOCAL CONT

		\$437,989
		\$437,989

		\$1,016,997
		\$3,333,027
HARRIS 0912-71-701 7068 C	HARRIS COUNTY TERRY HERSHEY PARK AT TERRY HERSHEY PARK IN HOUSTON 11/1/2012	CONSTRUCT BIKE/PEDESTRIAN TIE-IN AT TERRY HERSHEY PARK IN HOUSTON
Total Project Cost Information:		Year of Expenditure (YOE) Project Cost Information:
Preliminary Engineering	\$113,027	Fund Cat
ROW Purchase:	\$115,334	Federal
Construction Engineering:	\$138,400	State
Construction Cost:	\$2,306,673	Local
Contingencies:	\$230,667	Total
Indirect Costs:	\$117,179	5
Total Project Cost	\$3,021,280	YOE Cost:
		\$1,041,737
		\$260,434

		\$1,302,171
		9

		\$1,004,502
		\$1,004,502

		\$260,434

		\$2,306,673
HARRIS 0912-71-810 10356 C	TEXAS PARKS & WILDLIFE W OF VISTA RD IN SAN JACINTO BATTLEGROUNND STATE PARK 5/1/2013	SAN JACINTO BATTLEGROUNND VISITOR CENTER-TEXAS PARKS AND WILDLIFE DEPARTMENT
Total Project Cost Information:		Year of Expenditure (YOE) Project Cost Information:
Preliminary Engineering	\$191,864	Fund Cat
ROW Purchase:	\$195,780	Federal
Construction Engineering:	\$234,936	State
Construction Cost:	\$3,915,595	Local
Contingencies:	\$391,560	Total
Indirect Costs:	\$198,912	9
Total Project Cost	\$5,128,646	YOE Cost:
		\$2,784,760
		\$696,190

		\$3,480,950
		LOCAL CONT

		\$434,645
		\$434,645

		\$434,645
		\$3,915,595

**HOUSTON-GALVESTON MPO
2011-2014 TRANSPORTATION IMPROVEMENT PROGRAM
FY 2013 PROJECTS**

TXDOT DISTRICT: HOUSTON

Grouped by District, Fiscal Year and Sorted by Funding Category, Street and CSJ Number

COUNTY	SPONSOR	PROJECT DESCRIPTION							
CSJ NUMBER	STREET								
MPO ID	FROM LIMIT								
SPONSOR ID	TO LIMIT								
PHASE	LET DATE								
HARRIS	CITY OF HOUSTON	12' WIDE CONCRETE SHARED USE PATH: WESTCHASE DISTRICT TRAIL - NORTH-CITY OF HOUSTON & WESTCHASE MANAGEMENT DISTRICT IN HOUSTON							
0912-71-803	WESTCHASE TRAIL N								
10351	DEERWOOD TO WESTHEIMER E OF HCFC DITCH								
N-000420-34-2	W 157 TO S BANK OF HCFC DITCH D 124								
T	8/1/2013								
Total Project Cost Information:		Year of Expenditure (YOE) Project Cost Information:							
Preliminary Engineering	\$0	Fund Cat	Federal	State	Local	Total			
ROW Purchase:	\$0	9	\$3,920,870	---	\$980,218	\$4,901,088			
Construction Engineering:	\$0	YOE Cost:				\$3,920,870	---	\$980,218	\$4,901,088
Construction Cost:	\$4,901,088								
Contingencies:	\$0								
Indirect Costs:	\$0								
Total Project Cost	\$4,901,088								
HARRIS	CITY OF HOUSTON	RECONSTRUCT CLINTON DRIVE							
0912-72-075	CLINTON DR								
11179	PORT OF HOUSTON GATE 8								
N-000787	IH 610								
C	10/1/2012								
Total Project Cost Information:		Year of Expenditure (YOE) Project Cost Information:							
Preliminary Engineering	\$959,511	Fund Cat	Federal	State	Local	Total			
ROW Purchase:	\$4,895,464	10	\$8,973,217	---	\$2,243,304	\$11,216,521			
Construction Engineering:	\$979,093	LOCAL CONT	---	---	\$8,365,335	\$8,365,335			
Construction Cost:	\$19,581,856	YOE Cost:				\$8,973,217	---	\$10,608,639	\$19,581,856
Contingencies:	\$1,958,186								
Indirect Costs:	\$994,758								
Total Project Cost	\$29,368,868								
HARRIS	TXDOT HOUSTON DISTRICT	EMERGENCY SERVICES CONNECTORS TO TEXAS MEDICAL CENTER							
0912-72-046	IH 610 AND SH 288								
13449	VA								
	VA								
C	6/1/2013								
Total Project Cost Information:		Year of Expenditure (YOE) Project Cost Information:							
Preliminary Engineering	\$203,840	Fund Cat	Federal	State	Local	Total			
ROW Purchase:	\$0	10	\$2,081,688	\$161,494	---	\$2,243,182			
Construction Engineering:	\$249,600	LOCAL CONT	---	---	\$1,916,818	\$1,916,818			
Construction Cost:	\$4,160,000	YOE Cost:				\$2,081,688	\$161,494	\$1,916,818	\$4,160,000
Contingencies:	\$416,000								
Indirect Costs:	\$211,328								
Total Project Cost	\$5,240,768								
HARRIS	TXDOT HOUSTON DISTRICT	TRANSPORTATION OPERATIONS CENTER							
0912-72-044	TEXAS MEDICAL CENTER								
13447									
C	6/1/2013								
Total Project Cost Information:		Year of Expenditure (YOE) Project Cost Information:							
Preliminary Engineering	\$21,199	Fund Cat	Federal	State	Local	Total			
ROW Purchase:	\$21,632	10	\$400,000	---	---	\$400,000			
Construction Engineering:	\$38,938	LOCAL CONT	---	---	\$32,640	\$32,640			
Construction Cost:	\$432,640	YOE Cost:				\$400,000	---	\$32,640	\$432,640
Contingencies:	\$43,264								
Indirect Costs:	\$21,978								
Total Project Cost	\$579,651								

**HOUSTON-GALVESTON MPO
2011-2014 TRANSPORTATION IMPROVEMENT PROGRAM
FY 2013 PROJECTS**

TXDOT DISTRICT: HOUSTON
Grouped by District, Fiscal Year and Sorted by Funding Category, Street and CSJ Number

COUNTY	SPONSOR	PROJECT DESCRIPTION
CSJ NUMBER	STREET	
MPO ID	FROM LIMIT	
SPONSOR ID	TO LIMIT	
PHASE	LET DATE	

MULTIPLE	TXDOT HOUSTON DISTRICT	MISC WORK WITHIN THE HOUSTON DISTRICT (FY 13)
0912-00-905	TXDOT HOUSTON DISTRICT	
14748	VA	
	VA	
C	8/1/2013	

Total Project Cost Information:**Year of Expenditure (YOE) Project Cost Information:**

		Fund Cat	Federal	State	Local	Total
Preliminary Engineering	\$104,201					
ROW Purchase:	\$531,636					
Construction Engineering:	\$127,593	11	\$1,701,235	\$425,309	---	\$2,126,544
Construction Cost:	\$2,126,544					
Contingencies:	\$212,654					
Indirect Costs:	\$108,028					
Total Project Cost	\$3,210,656	YOE Cost:	\$1,701,235	\$425,309	---	\$2,126,544

FORT BEND	FORT BEND COUNTY	WIDEN TO 4 MAIN LANES (EXTEND WEST PARK, NON-TOLL, PHASE 3 PTF)
1258-02-034	FM 1093	
14738	JAMES LN	
	FM 1093/FM 359	
C	1/1/2013	

Total Project Cost Information:**Year of Expenditure (YOE) Project Cost Information:**

		Fund Cat	Federal	State	Local	Total
Preliminary Engineering	\$137,796					
ROW Purchase:	\$703,040					
Construction Engineering:	\$168,730	PTF	---	---	\$2,500,000	\$2,500,000
Construction Cost:	\$2,812,160	LOCAL CONT	---	---	\$312,160	\$312,160
Contingencies:	\$281,216					
Indirect Costs:	\$142,858					
Total Project Cost	\$4,245,799	YOE Cost:	---	---	\$2,812,160	\$2,812,160

FORT BEND	FORT BEND COUNTY	ONE-WAY FRONTAGE LANES (EXTEND WEST PARK PHASE 1 PTF)
1258-03-042	FM 1093	
14739	SH 99	
	FM 1463/FM 359	
C	10/1/2012	

Total Project Cost Information:**Year of Expenditure (YOE) Project Cost Information:**

		Fund Cat	Federal	State	Local	Total
Preliminary Engineering	\$1,102,365					
ROW Purchase:	\$5,624,313					
Construction Engineering:	\$1,124,863	PTF	---	---	\$20,000,000	\$20,000,000
Construction Cost:	\$22,497,250	LOCAL CONT	---	---	\$2,497,250	\$2,497,250
Contingencies:	\$2,249,725					
Indirect Costs:	\$1,142,860					
Total Project Cost	\$33,741,376	YOE Cost:	---	---	\$22,497,250	\$22,497,250

FORT BEND	FORT BEND COUNTY	ONE-WAY FRONTAGE LANES (EXTEND WEST PARK PHASE 1 PTF)
0543-02-063	FM 359	
14736	FM 1463/FM 359	
	EAST CITY LIMITS OF FULSHEAR	
C	10/1/2012	

Total Project Cost Information:**Year of Expenditure (YOE) Project Cost Information:**

		Fund Cat	Federal	State	Local	Total
Preliminary Engineering	\$507,089					
ROW Purchase:	\$2,587,187					
Construction Engineering:	\$517,437	PTF	---	---	\$9,200,000	\$9,200,000
Construction Cost:	\$10,348,748	LOCAL CONT	---	---	\$1,148,748	\$1,148,748
Contingencies:	\$1,034,875					
Indirect Costs:	\$525,716					
Total Project Cost	\$15,521,052	YOE Cost:	---	---	\$10,348,748	\$10,348,748

**HOUSTON-GALVESTON MPO
2011-2014 TRANSPORTATION IMPROVEMENT PROGRAM
FY 2013 PROJECTS**

TXDOT DISTRICT: HOUSTON

Grouped by District, Fiscal Year and Sorted by Funding Category, Street and CSJ Number

COUNTY	SPONSOR	PROJECT DESCRIPTION				
CSJ NUMBER	STREET					
MPO ID	FROM LIMIT					
SPONSOR ID	TO LIMIT					
PHASE	LET DATE					
FORT BEND	FORT BEND COUNTY	WIDEN TO 4 MAIN LANES (EXTEND WEST PARK, NON-TOLL				
0543-02-065	FM 359	PHASE 3 PTF)				
14737	EAST CITY LIMITS OF FULSHEAR					
	FM 1093/FM 359					
C	1/1/2013					
Total Project Cost Information:		Year of Expenditure (YOE) Project Cost Information:				
Preliminary Engineering	\$413,388	Fund Cat	Federal	State	Local	Total
ROW Purchase:	\$2,109,120	PTF	---	---	\$7,500,000	\$7,500,000
Construction Engineering:	\$421,824	LOCAL CONT	---	---	\$936,480	\$936,480
Construction Cost:	\$8,436,480	YOE Cost:	---	---	\$8,436,480	\$8,436,480
Contingencies:	\$843,648					
Indirect Costs:	\$428,573					
Total Project Cost	\$12,653,033					
BRAZORIA	BRAZORIA COUNTY	GS OVER T-INTERSECTION OF SH 36/FM 1495 AND FUTURE				
0111-08-118	SH 36	RR TRACKS				
8007	AT FM 1495					
C	11/1/2012					
Total Project Cost Information:		Year of Expenditure (YOE) Project Cost Information:				
Preliminary Engineering	\$736,625	Fund Cat	Federal	State	Local	Total
ROW Purchase:	\$3,758,290	PTF	---	---	\$13,799,000	\$13,799,000
Construction Engineering:	\$751,658	LOCAL CONT	---	---	\$1,234,158	\$1,234,158
Construction Cost:	\$15,033,158	YOE Cost:	---	---	\$15,033,158	\$15,033,158
Contingencies:	\$1,503,316					
Indirect Costs:	\$763,684					
Total Project Cost	\$22,546,730					

**HOUSTON-GALVESTON MPO
2011-2014 TRANSPORTATION IMPROVEMENT PROGRAM
FY 2014 PROJECTS**

TXDOT DISTRICT: HOUSTON

Grouped by District, Fiscal Year and Sorted by Funding Category, Street and CSJ Number

COUNTY CSJ NUMBER MPO ID SPONSOR ID PHASE	SPONSOR STREET FROM LIMIT TO LIMIT LET DATE	PROJECT DESCRIPTION				
HARRIS 3256-01-095 13863 C	TXDOT HOUSTON DISTRICT BW 8 W LITTLE YORK N OF US 290 9/1/2013	CONSTRUCT TWO 3-LANE FRONTAGE ROADS				
Total Project Cost Information:		Year of Expenditure (YOE) Project Cost Information:				
Preliminary Engineering	\$917,169	Fund Cat	Federal	State	Local	Total
ROW Purchase:	\$4,679,434	2	\$14,974,190	\$3,743,547	---	\$18,717,737
Construction Engineering:	\$935,887	YOE Cost:	\$14,974,190	\$3,743,547	---	\$18,717,737
Construction Cost:	\$18,717,737					
Contingencies:	\$1,871,774					
Indirect Costs:	\$950,861					
Total Project Cost	\$28,072,862					
HARRIS 0050-09-071 11575 C	TXDOT HOUSTON DISTRICT US 290 W OF FM 529 E OF W LITTLE YORK 8/1/2014	CONSTRUCT 10 MAIN LANES WITH AUXILIARY LANES, TWO 2-LANE FRONTAGE ROADS AND GRADE SEPARATIONS (INBOUND ONLY)				
Total Project Cost Information:		Year of Expenditure (YOE) Project Cost Information:				
Preliminary Engineering	\$3,066,784	Fund Cat	Federal	State	Local	Total
ROW Purchase:	\$15,646,858	2	\$50,069,946	\$12,517,487	---	\$62,587,433
Construction Engineering:	\$2,503,497	YOE Cost:	\$50,069,946	\$12,517,487	---	\$62,587,433
Construction Cost:	\$62,587,433					
Contingencies:	\$6,258,743					
Indirect Costs:	\$3,179,442					
Total Project Cost	\$93,242,758					
HARRIS 0912-71-627 9713 C	CITY OF HOUSTON CITY OF HOUSTON VA VA 9/1/2013	CITY OF HOUSTON RTSS PROGRAM: IMPROVE TRAFFIC CONTROL DEVICES				
Total Project Cost Information:		Year of Expenditure (YOE) Project Cost Information:				
Preliminary Engineering	\$202,279	Fund Cat	Federal	State	Local	Total
ROW Purchase:	\$206,407	5	\$2,708,515	---	\$677,129	\$3,385,644
Construction Engineering:	\$247,689	10	\$742,500	---	---	\$742,500
Construction Cost:	\$4,128,144	YOE Cost:	\$3,451,015	---	\$677,129	\$4,128,144
Contingencies:	\$412,814					
Indirect Costs:	\$209,710					
Total Project Cost	\$5,407,043					
HARRIS 0912-71-924 11694 C	CITY OF HOUSTON CITY OF HOUSTON VA SEE ATTACHMENTS 9/1/2013	UPGRADE EXISTING HATSS INTERSECTIONS				
Total Project Cost Information:		Year of Expenditure (YOE) Project Cost Information:				
Preliminary Engineering	\$143,730	Fund Cat	Federal	State	Local	Total
ROW Purchase:	\$146,663	5	\$2,346,614	---	\$586,654	\$2,933,268
Construction Engineering:	\$175,996	YOE Cost:	\$2,346,614	---	\$586,654	\$2,933,268
Construction Cost:	\$2,933,268					
Contingencies:	\$293,327					
Indirect Costs:	\$149,010					
Total Project Cost	\$3,841,994					

**HOUSTON-GALVESTON MPO
2011-2014 TRANSPORTATION IMPROVEMENT PROGRAM
FY 2014 PROJECTS**

TXDOT DISTRICT: HOUSTON

Grouped by District, Fiscal Year and Sorted by Funding Category, Street and CSJ Number

COUNTY	SPONSOR	PROJECT DESCRIPTION				
CSJ NUMBER	STREET					
MPO ID	FROM LIMIT					
SPONSOR ID	TO LIMIT					
PHASE	LET DATE					
HARRIS	CITY OF PASADENA	CITY OF PASADENA SIGNAL PROGRAM				
0912-72-132	CITY OF PASADENA					
11979	VARIOUS LOCATIONS IN PASADENA					
	VA					
C	8/1/2014					
Total Project Cost Information:		Year of Expenditure (YOE) Project Cost Information:				
Preliminary Engineering	\$124,305	Fund Cat	Federal	State	Local	Total
ROW Purchase:	\$126,842	5	\$2,029,466	---	\$507,366	\$2,536,832
Construction Engineering:	\$152,210	YOE Cost:				\$2,536,832
Construction Cost:	\$2,536,832		\$2,029,466	---	\$507,366	\$2,536,832
Contingencies:	\$253,683					
Indirect Costs:	\$128,871					
Total Project Cost	\$3,322,743					
HARRIS	TXDOT HOUSTON DISTRICT	BICYCLE/PEDESTRIAN IMPROVEMENTS				
3312-01-008	FM 270					
13850	NASA 1					
	HARRIS C/L					
C	5/1/2014					
Total Project Cost Information:		Year of Expenditure (YOE) Project Cost Information:				
Preliminary Engineering	\$41,655	Fund Cat	Federal	State	Local	Total
ROW Purchase:	\$42,505	5	\$680,087	---	\$170,022	\$850,109
Construction Engineering:	\$76,510	YOE Cost:				\$850,109
Construction Cost:	\$850,109		\$680,087	---	\$170,022	\$850,109
Contingencies:	\$85,011					
Indirect Costs:	\$43,186					
Total Project Cost	\$1,138,976					
GALVESTON	TXDOT HOUSTON DISTRICT	BICYCLE/PEDESTRIAN IMPROVEMENTS				
3312-02-012	FM 270					
14488	HARRIS C/L					
	PAINTBRUSH AVE					
C	11/1/2013					
Total Project Cost Information:		Year of Expenditure (YOE) Project Cost Information:				
Preliminary Engineering	\$39,705	Fund Cat	Federal	State	Local	Total
ROW Purchase:	\$40,515	5	\$648,241	---	\$162,060	\$810,301
Construction Engineering:	\$72,927	YOE Cost:				\$810,301
Construction Cost:	\$810,301		\$648,241	---	\$162,060	\$810,301
Contingencies:	\$81,030					
Indirect Costs:	\$41,163					
Total Project Cost	\$1,085,641					
MULTIPLE	H-GAC	CLEAN AIR ACTION PROGRAM STAFF MARKETING AND OUTREACH (FY 2014)				
0912-00-920	HOUSTON-GALVESTON TRANSPORTATION MANAGEM					
14725	VA					
	VA					
C	9/1/2013					
Total Project Cost Information:		Year of Expenditure (YOE) Project Cost Information:				
Preliminary Engineering	\$0	Fund Cat	Federal	State	Local	Total
ROW Purchase:	\$0	5	\$437,500	---	---	\$437,500
Construction Engineering:	\$0	YOE Cost:				\$437,500
Construction Cost:	\$437,500		\$437,500	---	---	\$437,500
Contingencies:	\$0					
Indirect Costs:	\$0					
Total Project Cost	\$437,500					

**HOUSTON-GALVESTON MPO
2011-2014 TRANSPORTATION IMPROVEMENT PROGRAM
FY 2014 PROJECTS**

TXDOT DISTRICT: HOUSTON

Grouped by District, Fiscal Year and Sorted by Funding Category, Street and CSJ Number

COUNTY CSJ NUMBER MPO ID SPONSOR ID PHASE	SPONSOR STREET FROM LIMIT TO LIMIT LET DATE	PROJECT DESCRIPTION				
MULTIPLE 0912-00-921 14726 C	H-GAC HOUSTON-GALVESTON TRANSPORTATION MANAGEM VA VA 9/1/2013	CLEAN CITIES/CLEAN VEHICLES PROGRAM (FY 2014)				
Total Project Cost Information:		Year of Expenditure (YOE) Project Cost Information:				
Preliminary Engineering	\$0	Fund Cat	Federal	State	Local	Total
ROW Purchase:	\$0	5	\$6,000,000	---	\$1,500,000	\$7,500,000
Construction Engineering:	\$0	YOE Cost:				
Construction Cost:	\$7,500,000		\$6,000,000	---	\$1,500,000	\$7,500,000
Contingencies:	\$0					
Indirect Costs:	\$0					
Total Project Cost	\$7,500,000					
MULTIPLE 0912-00-922 14727 C	H-GAC HOUSTON-GALVESTON TRANSPORTATION MANAGEM VA VA 9/1/2013	COMMUTE SOLUTIONS PROGRAM (FY 2014)				
Total Project Cost Information:		Year of Expenditure (YOE) Project Cost Information:				
Preliminary Engineering	\$0	Fund Cat	Federal	State	Local	Total
ROW Purchase:	\$0	5	\$2,000,000	---	\$500,000	\$2,500,000
Construction Engineering:	\$0	YOE Cost:				
Construction Cost:	\$2,500,000		\$2,000,000	---	\$500,000	\$2,500,000
Contingencies:	\$0					
Indirect Costs:	\$0					
Total Project Cost	\$2,500,000					
HARRIS 0912-72-133 11974 C	SOUTHWEST HOUSTON REDEVELOPMENT AUTHORITY MARINETTE DR CLAREWOOD BELLAIRE BLVD 8/1/2014	MARINETTE ON-STREET BIKE PATH				
Total Project Cost Information:		Year of Expenditure (YOE) Project Cost Information:				
Preliminary Engineering	\$2,528	Fund Cat	Federal	State	Local	Total
ROW Purchase:	\$2,580	5	\$41,273	---	\$10,318	\$51,591
Construction Engineering:	\$4,643	YOE Cost:				
Construction Cost:	\$51,591		\$41,273	---	\$10,318	\$51,591
Contingencies:	\$5,159					
Indirect Costs:	\$2,621					
Total Project Cost	\$69,122					
MULTIPLE 0912-00-924 14728 C	METRO METRO SERVICE AREA VA VA 9/1/2013	REGIONAL VANPOOL PROGRAM (FY 2014) CMAQ				
Total Project Cost Information:		Year of Expenditure (YOE) Project Cost Information:				
Preliminary Engineering	\$0	Fund Cat	Federal	State	Local	Total
ROW Purchase:	\$0	5	\$2,000,000	---	---	\$2,000,000
Construction Engineering:	\$0	YOE Cost:				
Construction Cost:	\$2,000,000		\$2,000,000	---	---	\$2,000,000
Contingencies:	\$0					
Indirect Costs:	\$0					
Total Project Cost	\$2,000,000					

**HOUSTON-GALVESTON MPO
2011-2014 TRANSPORTATION IMPROVEMENT PROGRAM
FY 2014 PROJECTS**

TXDOT DISTRICT: HOUSTON

Grouped by District, Fiscal Year and Sorted by Funding Category, Street and CSJ Number

COUNTY	SPONSOR	PROJECT DESCRIPTION				
CSJ NUMBER	STREET					
MPO ID	FROM LIMIT					
SPONSOR ID	TO LIMIT					
PHASE	LET DATE					
GALVESTON	ISLAND TRANSIT	SEAWALL BLVD TRANSIT/PEDESTRIAN ACCESS AND BEAUTIFICATION				
0912-73-141	SEAWALL BLVD					
11206	4TH ST					
GALSTEP-4	83RD ST					
T	10/1/2013					
Total Project Cost Information:		Year of Expenditure (YOE) Project Cost Information:				
Preliminary Engineering	\$0	Fund Cat	Federal	State	Local	Total
ROW Purchase:	\$0	5	\$2,070,639	---	\$517,660	\$2,588,299
Construction Engineering:	\$0	LOCAL CONT	---	---	\$5,136,006	\$5,136,006
Construction Cost:	\$7,724,305	YOE Cost:	\$2,070,639	---	\$5,653,666	\$7,724,305
Contingencies:	\$0					
Indirect Costs:	\$0					
Total Project Cost	\$7,724,305					
MONTGOMERY	THE DISTRICT (BRAZOS TRANSIT DISTRICT)	CONSTRUCT 250 SPACE INTERMODAL TERMINAL/P&R TO SERVE EXPRESS BUS FROM WOODLANDS TOWN CENTER TRANSIT CORRIDOR AND INTERFACE OF OTHER FUTURE TRANSIT MODES (BRT, LIGHT RAIL, ETC), AS WELL AS SERVE THE WOODLANDS TOWN CENTER TRANSIT CORRIDOR.				
0912-37-190	WOODLANDS TOWN CENTER TRANSIT TERMINAL/P&R					
13671	AT SIX PINES DR & LAKE ROBBINS DR					
T	10/1/2013					
Total Project Cost Information:		Year of Expenditure (YOE) Project Cost Information:				
Preliminary Engineering	\$0	Fund Cat	Federal	State	Local	Total
ROW Purchase:	\$0	5	\$2,070,639	---	\$517,660	\$2,588,299
Construction Engineering:	\$0	LOCAL CONT	---	---	\$1,351,972	\$1,351,972
Construction Cost:	\$3,940,271	YOE Cost:	\$2,070,639	---	\$1,869,632	\$3,940,271
Contingencies:	\$0					
Indirect Costs:	\$0					
Total Project Cost	\$3,940,271					
HARRIS	HARRIS COUNTY	WIDEN TO 4-LANE CONCRETE BLVD W/ BRIDGES & DRAINAGE				
0912-71-894	BEAMER RD					
620	DIXIE FARM RD					
B10003	W BAY AREA BLVD					
C	3/1/2014					
Total Project Cost Information:		Year of Expenditure (YOE) Project Cost Information:				
Preliminary Engineering	\$852,200	Fund Cat	Federal	State	Local	Total
ROW Purchase:	\$4,347,960	7	\$13,913,470	---	\$3,478,368	\$17,391,838
Construction Engineering:	\$869,592	YOE Cost:	\$13,913,470	---	\$3,478,368	\$17,391,838
Construction Cost:	\$17,391,838					
Contingencies:	\$1,739,184					
Indirect Costs:	\$883,505					
Total Project Cost	\$26,084,279					
HARRIS	METRO	CONSTRUCT INTERMODAL TRANSIT TERMINAL				
0912-71-044	INTERMODAL TERMINAL					
13517	TBD					
5.1.4						
T	9/1/2013					
Total Project Cost Information:		Year of Expenditure (YOE) Project Cost Information:				
Preliminary Engineering	\$0	Fund Cat	Federal	State	Local	Total
ROW Purchase:	\$0	7	\$13,993,932	---	\$3,498,483	\$17,492,415
Construction Engineering:	\$0	YOE Cost:	\$13,993,932	---	\$3,498,483	\$17,492,415
Construction Cost:	\$17,492,415					
Contingencies:	\$0					
Indirect Costs:	\$0					
Total Project Cost	\$17,492,415					

**HOUSTON-GALVESTON MPO
2011-2014 TRANSPORTATION IMPROVEMENT PROGRAM
FY 2014 PROJECTS**

TXDOT DISTRICT: HOUSTON

Grouped by District, Fiscal Year and Sorted by Funding Category, Street and CSJ Number

COUNTY CSJ NUMBER MPO ID SPONSOR ID PHASE	SPONSOR STREET FROM LIMIT TO LIMIT LET DATE	PROJECT DESCRIPTION				
MULTIPLE 0912-00-918 14732 C	METRO METRO SERVICE AREA VA VA 9/1/2013	REGIONAL VANPOOL PROGRAM (FY 2014) (NON-LETTING)				
Total Project Cost Information:		Year of Expenditure (YOE) Project Cost Information:				
Preliminary Engineering	\$0	Fund Cat	Federal	State	Local	Total
ROW Purchase:	\$0	7	\$3,000,000	---	\$750,000	\$3,750,000
Construction Engineering:	\$0	YOE Cost:				
Construction Cost:	\$3,750,000		\$3,000,000	---	\$750,000	\$3,750,000
Contingencies:	\$0					
Indirect Costs:	\$0					
Total Project Cost	\$3,750,000					
FORT BEND 0912-34-144 7803 40 C	FORT BEND COUNTY TRAMMEL FRESNO RD VICKSBURG BLVD FM 521 9/1/2013	CONSTRUCT FROM 2-LANE TO 4-LANE CONCRETE DIVIDED ROADWAY W/ CURB & GUTTER, LANDSCAPING, DIRECT CONNECTOR TO FORT BEND PKWY				
Total Project Cost Information:		Year of Expenditure (YOE) Project Cost Information:				
Preliminary Engineering	\$877,043	Fund Cat	Federal	State	Local	Total
ROW Purchase:	\$4,474,709	7	\$13,993,932	---	\$3,498,483	\$17,492,415
Construction Engineering:	\$894,942	LOCAL CONT	---	---	\$406,421	\$406,421
Construction Cost:	\$17,898,836	YOE Cost:				
Contingencies:	\$1,789,884		\$13,993,932	---	\$3,904,904	\$17,898,836
Indirect Costs:	\$909,261					
Total Project Cost	\$26,844,674					
HARRIS 0912-72-071 13519 C	CITY OF HOUSTON E. TIDWELL, LEY RD & E. LITTLE YORK 9/1/2013	CONSTRUCT HIGHWAY IMPROVEMENTS				
Total Project Cost Information:		Year of Expenditure (YOE) Project Cost Information:				
Preliminary Engineering	\$127,400	Fund Cat	Federal	State	Local	Total
ROW Purchase:	\$130,000	10	\$1,602,360	---	\$400,590	\$2,002,950
Construction Engineering:	\$156,000	LOCAL CONT	---	---	\$597,050	\$597,050
Construction Cost:	\$2,600,000	YOE Cost:				
Contingencies:	\$260,000		\$1,602,360	---	\$997,640	\$2,600,000
Indirect Costs:	\$132,080					
Total Project Cost	\$3,405,480					
HARRIS 0912-72-068 13525 C	CITY OF HOUSTON GELLHORN HIKE & BIKE TRAIL 9/1/2013	TIE HIKE & BIKE INTO GELLHORN DRIVE PROJECT, PROVIDING AN IMPROVED MULTI-MODAL TRANSPORTATION FACILITY				
Total Project Cost Information:		Year of Expenditure (YOE) Project Cost Information:				
Preliminary Engineering	\$68,796	Fund Cat	Federal	State	Local	Total
ROW Purchase:	\$70,200	10	\$640,944	---	\$160,236	\$801,180
Construction Engineering:	\$84,240	LOCAL CONT	---	---	\$602,820	\$602,820
Construction Cost:	\$1,404,000	YOE Cost:				
Contingencies:	\$140,400		\$640,944	---	\$763,056	\$1,404,000
Indirect Costs:	\$71,323					
Total Project Cost	\$1,838,959					

**HOUSTON-GALVESTON MPO
2011-2014 TRANSPORTATION IMPROVEMENT PROGRAM
FY 2014 PROJECTS**

TXDOT DISTRICT: HOUSTON
Grouped by District, Fiscal Year and Sorted by Funding Category, Street and CSJ Number

COUNTY	SPONSOR	PROJECT DESCRIPTION
CSJ NUMBER	STREET	
MPO ID	FROM LIMIT	
SPONSOR ID	TO LIMIT	
PHASE	LET DATE	

MULTIPLE	TXDOT HOUSTON DISTRICT	MISC WORK WITHIN THE HOUSTON DISTRICT (FY 14)
0912-00-909	TXDOT HOUSTON DISTRICT	
14749	VA	
	VA	
C	8/1/2014	

Total Project Cost Information:		Year of Expenditure (YOE) Project Cost Information:				
Preliminary Engineering	\$122,500	Fund Cat	Federal	State	Local	Total
ROW Purchase:	\$625,000	11	\$2,000,000	\$500,000	---	\$2,500,000
Construction Engineering:	\$150,000	YOE Cost:	\$2,000,000	\$500,000	---	\$2,500,000
Construction Cost:	\$2,500,000					
Contingencies:	\$250,000					
Indirect Costs:	\$127,000					
Total Project Cost	\$3,774,500					

HARRIS	TXDOT HOUSTON DISTRICT	EXTENSION OF BW 8 WITH GRADE SEPARATIONS (TWO 3-LANE FRONTAGE ROADS)
3256-04-061	BW 8	
5070	AT MYKAWA RD	
	AND SFRR	
C	8/1/2014	

Total Project Cost Information:		Year of Expenditure (YOE) Project Cost Information:				
Preliminary Engineering	\$325,703	Fund Cat	Federal	State	Local	Total
ROW Purchase:	\$1,661,750	12	\$5,317,600	\$1,329,400	---	\$6,647,000
Construction Engineering:	\$332,350	YOE Cost:	\$5,317,600	\$1,329,400	---	\$6,647,000
Construction Cost:	\$6,647,000					
Contingencies:	\$664,700					
Indirect Costs:	\$337,668					
Total Project Cost	\$9,969,171					

HARRIS	TXDOT HOUSTON DISTRICT	CONSTRUCT DIRECT CONNECTORS WITH EXTENSION OF HARDY "TOLL" ROAD
0912-71-753	HARDY TOLL RD	
10243	IH 610/SP 548 AND AT IH 10	
C	9/1/2013	

Total Project Cost Information:		Year of Expenditure (YOE) Project Cost Information:				
Preliminary Engineering	\$3,567,200	Fund Cat	Federal	State	Local	Total
ROW Purchase:	\$18,200,000	12	\$13,600,000	\$3,400,000	---	\$17,000,000
Construction Engineering:	\$2,912,000	LOCAL CONT	---	---	\$55,800,000	\$55,800,000
Construction Cost:	\$72,800,000	YOE Cost:	\$13,600,000	\$3,400,000	\$55,800,000	\$72,800,000
Contingencies:	\$7,280,000					
Indirect Costs:	\$3,698,240					
Total Project Cost	\$108,457,440					

HARRIS	TXDOT HOUSTON DISTRICT	CONSTRUCT 6-LANE DIVIDED (FLUSH MEDIAN) URBAN ST FACILITY W/ AUTOMATIC PUMP STATION AND RR LINE W/ UNDERPASSES (PHASE 2)
8170-12-001	HEMPSTEAD RD & WASHINGTON AVE	
83	W OF 12TH ST	
	E OF WASHINGTON AVE/KATY RD SPLIT	
C	9/1/2013	

Total Project Cost Information:		Year of Expenditure (YOE) Project Cost Information:				
Preliminary Engineering	\$426,300	Fund Cat	Federal	State	Local	Total
ROW Purchase:	\$2,175,000	12	\$6,960,000	\$1,740,000	---	\$8,700,000
Construction Engineering:	\$435,000	YOE Cost:	\$6,960,000	\$1,740,000	---	\$8,700,000
Construction Cost:	\$8,700,000					
Contingencies:	\$870,000					
Indirect Costs:	\$441,960					
Total Project Cost	\$13,048,260					

**HOUSTON-GALVESTON MPO
2011-2014 TRANSPORTATION IMPROVEMENT PROGRAM
FY 2013 PROJECTS**

TXDOT DISTRICT: BEAUMONT

Grouped by District, Fiscal Year and Sorted by Funding Category, Street and CSJ Number

COUNTY SPONSOR
CSJ NUMBER STREET
MPO ID FROM LIMIT
SPONSOR ID TO LIMIT
PHASE LET DATE

PROJECT DESCRIPTION

LIBERTY	TXDOT BEAUMONT DISTRICT	ADD 2 LANES TO EXISTING 2-LANE HIGHWAY
0028-05-042	US 90	
173	4.0 MI W OF JEFFERSON C/L	
	SH 61 IN DEVERS	
C	1/1/2013	

Total Project Cost Information:

Year of Expenditure (YOE) Project Cost Information:

	Fund Cat	Federal	State	Local	Total
Preliminary Engineering		\$788,192			
ROW Purchase:		\$4,021,389			
Construction Engineering:		\$804,278			
Construction Cost:		\$16,085,556			
Contingencies:		\$1,608,556			
Indirect Costs:		\$817,146			
Total Project Cost		\$24,125,117			
	7	\$5,208,683	\$1,302,171	---	\$6,510,854
	LOCAL CONT	---	---	\$9,574,702	\$9,574,702
	YOE Cost:	\$5,208,683	\$1,302,171	\$9,574,702	\$16,085,556

HOUSTON-GALVESTON MPO
 2011-2014 TRANSPORTATION IMPROVEMENT PROGRAM
 TXDOT DISTRICT: HOUSTON/BEAUMONT

COUNTY SPONSOR
 CSJ NUMBER STREET
 MPO ID FROM LIMIT
 Statewide CSJ TO LIMIT
 PHASE LET DATE

Grouped by Statewide Program, and Sorted by Fiscal Year, Street and Limits
 PROJECT DESCRIPTION

COUNTY		SPONSOR	PROJECT DESCRIPTION
VARIOUS			BICYCLE AND PEDESTRIAN PROJECTS
5000-00-916	VA		
	VA		
5000-00-916	VA		

Total Project Cost Information:		Year of Expenditure (YOE) Project Cost Information:				
Preliminary Engineering:	\$0	Fund Cat	Federal	State	Local	Total
ROW Purchase:	\$0	CONSTRAINED STATEWIDE SEE APPENDIX J				
Construction Engineering:	\$0					
Construction Cost:	\$0					
Contingencies:	\$0					
Indirect Costs:	\$0					
Total Project Cost	\$0	YOE Cost:				

COUNTY		SPONSOR	PROJECT DESCRIPTION
VARIOUS			LANDSCAPING
5000-00-915	VA		
	VA		
5000-00-915	VA		

Total Project Cost Information:		Year of Expenditure (YOE) Project Cost Information:				
Preliminary Engineering:	\$0	Fund Cat	Federal	State	Local	Total
ROW Purchase:	\$0	CONSTRAINED STATEWIDE SEE APPENDIX J				
Construction Engineering:	\$0					
Construction Cost:	\$0					
Contingencies:	\$0					
Indirect Costs:	\$0					
Total Project Cost	\$0	YOE Cost:				

COUNTY		SPONSOR	PROJECT DESCRIPTION
VARIOUS			BRIDGE REPLACEMENT AND REHABILITATION
5000-00-953	VA		
	VA		
5000-00-953	VA		

Total Project Cost Information:		Year of Expenditure (YOE) Project Cost Information:				
Preliminary Engineering:	\$0	Fund Cat	Federal	State	Local	Total
ROW Purchase:	\$0	CONSTRAINED STATEWIDE SEE APPENDIX J				
Construction Engineering:	\$0					
Construction Cost:	\$0					
Contingencies:	\$0					
Indirect Costs:	\$0					
Total Project Cost	\$0	YOE Cost:				

COUNTY		SPONSOR	PROJECT DESCRIPTION
VARIOUS			ITS--INTELLIGENT TRANSPORTATION SYSTEMS DEPLOYMENT
5800-00-915	VA		
	VA		
5800-00-915	VA		

Total Project Cost Information:		Year of Expenditure (YOE) Project Cost Information:				
Preliminary Engineering:	\$0	Fund Cat	Federal	State	Local	Total
ROW Purchase:	\$0	CONSTRAINED STATEWIDE SEE APPENDIX J				
Construction Engineering:	\$0					
Construction Cost:	\$0					
Contingencies:	\$0					
Indirect Costs:	\$0					
Total Project Cost	\$0	YOE Cost:				

HOUSTON-GALVESTON MPO
2011-2014 TRANSPORTATION IMPROVEMENT PROGRAM
TXDOT DISTRICT: HOUSTON/BEAUMONT

COUNTY	SPONSOR	
CSJ NUMBER	STREET	
MPO ID	FROM LIMIT	
Statewide CSJ	TO LIMIT	Grouped by Statewide Program, and Sorted by Fiscal Year, Street and Limits
PHASE	LET DATE	PROJECT DESCRIPTION

VARIOUS		LANDSCAPING
5000-00-956	VA	
	VA	
5000-00-956	VA	

Total Project Cost Information:		Year of Expenditure (YOE) Project Cost Information:				
Preliminary Engineering:	\$0	Fund Cat	Federal	State	Local	Total
ROW Purchase:	\$0	CONSTRAINED STATEWIDE SEE APPENDIX J				
Construction Engineering:	\$0					
Construction Cost:	\$0					
Contingencies:	\$0					
Indirect Costs:	\$0					
Total Project Cost	\$0	YOE Cost:				

VARIOUS		PE--PRELIMINARY ENGINEERING
5000-00-950	VA	
	VA	
5000-00-950	VA	

Total Project Cost Information:		Year of Expenditure (YOE) Project Cost Information:				
Preliminary Engineering:	\$0	Fund Cat	Federal	State	Local	Total
ROW Purchase:	\$0	CONSTRAINED STATEWIDE SEE APPENDIX J				
Construction Engineering:	\$0					
Construction Cost:	\$0					
Contingencies:	\$0					
Indirect Costs:	\$0					
Total Project Cost	\$0	YOE Cost:				

VARIOUS		PREVENTATIVE MAINTENANCE AND REHABILITATION
5000-00-958	VA	
	VA	
5000-00-958	VA	

Total Project Cost Information:		Year of Expenditure (YOE) Project Cost Information:				
Preliminary Engineering:	\$0	Fund Cat	Federal	State	Local	Total
ROW Purchase:	\$0	CONSTRAINED STATEWIDE SEE APPENDIX J				
Construction Engineering:	\$0					
Construction Cost:	\$0					
Contingencies:	\$0					
Indirect Costs:	\$0					
Total Project Cost	\$0	YOE Cost:				

VARIOUS		PREVENTATIVE MAINTENANCE AND REHABILITATION
5000-00-957	VA	
	VA	
5000-00-957	VA	

Total Project Cost Information:		Year of Expenditure (YOE) Project Cost Information:				
Preliminary Engineering:	\$0	Fund Cat	Federal	State	Local	Total
ROW Purchase:	\$0	CONSTRAINED STATEWIDE SEE APPENDIX J				
Construction Engineering:	\$0					
Construction Cost:	\$0					
Contingencies:	\$0					
Indirect Costs:	\$0					
Total Project Cost	\$0	YOE Cost:				

HOUSTON-GALVESTON MPO
 2011-2014 TRANSPORTATION IMPROVEMENT PROGRAM
 TXDOT DISTRICT: HOUSTON/BEAUMONT

COUNTY SPONSOR
 CSJ NUMBER STREET
 MPO ID FROM LIMIT
 Statewide CSJ TO LIMIT
 PHASE LET DATE

Grouped by Statewide Program, and Sorted by Fiscal Year, Street and Limits
 PROJECT DESCRIPTION

VARIOUS		PREVENTATIVE MAINTENANCE AND REHABILITATION
5000-00-952	VA	
	VA	
5000-00-952	VA	

Total Project Cost Information:

Year of Expenditure (YOE) Project Cost Information:

Preliminary Engineering:	\$0	Fund Cat	Federal	State	Local	Total
ROW Purchase:	\$0	CONSTRAINED STATEWIDE SEE APPENDIX J				
Construction Engineering:	\$0					
Construction Cost:	\$0					
Contingencies:	\$0					
Indirect Costs:	\$0					
Total Project Cost	\$0	YOE Cost:				

VARIOUS		RAILROAD GRADE SEPARATIONS
5000-00-954	VA	
	VA	
5000-00-954	VA	

Total Project Cost Information:

Year of Expenditure (YOE) Project Cost Information:

Preliminary Engineering:	\$0	Fund Cat	Federal	State	Local	Total
ROW Purchase:	\$0	CONSTRAINED STATEWIDE SEE APPENDIX J				
Construction Engineering:	\$0					
Construction Cost:	\$0					
Contingencies:	\$0					
Indirect Costs:	\$0					
Total Project Cost	\$0	YOE Cost:				

VARIOUS		SAFETY
5800-00-950	VA	
	VA	
5800-00-950	VA	

Total Project Cost Information:

Year of Expenditure (YOE) Project Cost Information:

Preliminary Engineering:	\$0	Fund Cat	Federal	State	Local	Total
ROW Purchase:	\$0	CONSTRAINED STATEWIDE SEE APPENDIX J				
Construction Engineering:	\$0					
Construction Cost:	\$0					
Contingencies:	\$0					
Indirect Costs:	\$0					
Total Project Cost	\$0	YOE Cost:				

This page left blank intentionally.

Chapter 3

Public Transportation Projects

This page left blank intentionally.

Chapter 3 — Public Transportation Projects

Public Transportation Overview

Within the Houston region, transportation services are provided by private for-profit, private nonprofit, and public entities such as regional transportation authorities, small urban providers, and rural providers. These entities coordinate the provision of transportation services to the general public in the Houston, Galveston, Lake Jackson/Angleton, Texas City/LaMarque UZA, and The Woodlands Urbanized Areas (UZA) as well as to residents of the region's nonurbanized areas.

The 2011-2014 TIP details the program of projects from federal, state and local sources for the public transportation providers within the Houston region. Public comment on the 2011-2014 TIP satisfies the federal requirement for opportunity for the public to review and comment on the program of projects for each of the service providers listed below.

Service Providers

Public service providers in the Houston region that provide fixed route, demand response, and/or paratransit services include:

The District – As a public transportation provider, The District operates demand response, paratransit, and fixed route services across sixteen counties. Within the region, it operates Park and Ride and Park and Pool lots in The Woodlands, Spring and Liberty with access to the central business district of Houston, Greenway Plaza, and the Texas Medical Center. The District provides paratransit service to the VA hospital in Houston, the Texas Medical Center, and Liberty County. It also operates six water cruisers in The Woodlands along the Woodlands waterway, reducing short local trips to retail and restaurants within the area. The District receives funding from the Texas Department of Transportation and Federal Transit Administration.

Colorado Valley Transit – As a public transportation provider, Colorado Valley Transit (CVTD) provides demand response and fixed-route service for four counties. Within the region, CVTD provides demand response and limited fixed route service to the residents in Waller County. CVTD receives funding from the Federal Transportation Administration and from the Texas Department of Transportation. These funds reimburse CVTD for a portion of trip expenses with the remaining cost made up by county and city contributions, fares, grants and other local sources.

Connect Transit – Operated by the Gulf Coast Center, Connect Transit provides demand response service in Galveston and Brazoria Counties. Since 2008, Connect Transit has offered fixed route service in Texas City and La Marque. In cooperation with Island Transit, Connect Transit began Park and Ride service between Texas City and Galveston Island in 2009. The 2011-2014 TIP includes funding to support 5 new fixed routes in southern Brazoria County, known as Southern Brazoria County Transit (services initiated in 2010).

Island Transit – Island Transit provides fixed-route transit, dial-a-ride and trolley service in the Galveston area. The Galveston trolley has 20 stops that connect the City of Galveston downtown, Seawall Boulevard, the Historic Strand, and UTMB. They also offer dial-a-ride service to those that qualify.

METRO – As the largest transit provider in the region, METRO offers numerous transportation solutions including traditional local fixed-route transit service, light rail, 113 miles of HOV lanes along six major corridors, 25 park and ride lots, 18 transit centers, paratransit service known as METROLift, and Rideshare programs, including vanpool operations.

Harris County – Developed through the Community and Economic Development department of Harris County, this provider operates service in areas not served by METRO within Harris County. Services being developed and implemented in this TIP include park and ride services in Eastern Harris County, including Pasadena and Baytown as well as circulator services. Harris County also operates the Rides program which is a demand response service that can be either a shared ride or taxi service. Harris County receives funding from the Houston Urbanized Area allocations from the Federal Transit Administration.

Fort Bend – As a public transportation provider, Fort Bend County (FBC) operates demand response service within Fort Bend County and provides service to Harris County destinations including the Texas Medical Center and central business district of Houston. FBC also supports a commuter service known as TREKEXPRESS which provides commuter trips to Greenway Plaza and the Galleria. Within this TIP, Fort Bend County will be expanding park and ride facilities to include SH 36 at University of Houston – Sugar Land, Sienna Plantation, and Westpark.

Transit Funding Categories

This chapter of the TIP contains projects funded through Federal Transit Administration (FTA) and the State Public Transportation Fund (PTF). The following table lists the United States Code section reference number and describes the activity for the transit grant programs funded through the FTA and PTF:

*Table 3-1
Transit Funding Categories*

49 U.S.C. Section	Description
5303	Metropolitan Transportation Planning
5304	Statewide Transportation Planning
5307/5340	Urbanized Area Program
5308	Clean Fuels Program
5309	Capital Programs: Fixed Guideway Modernization, Bus and Bus Facility Program, New Starts
5310	Elderly and Persons with Disabilities Program
5311 ¹	Nonurbanized Area Formula Program and Rural Transit Assistance Program (RTAP)
5316	Job Access and Reverse Commute (JARC)
5317	New Freedom Program

¹ Section 5311 Nonurbanized Area Formula Program and Rural Transit Assistance Program will be programmed by TxDOT Public Transportation Division (PTN) into the STIP.

Federal Transit Administration Programs

Section 5303/5304 Planning Funds - provide funding to support cooperative, continuous, and comprehensive planning for making transportation investment decisions in metropolitan areas and statewide, State Departments of Transportation (DOTs) and Metropolitan Planning Organizations (MPOs). Federal planning funds are first apportioned to State DOTs. State DOTs then allocate planning funding to MPOs.

Section 5307/5340 Urban Areas Formula Funds – provide funding to support a variety of public transportation services and facilities. The funds are authorized through the transportation authorization bill and are apportioned annually for urban areas based on legislative formulas.

Large urbanized areas are defined as those with populations greater than 200,000. Small urbanized areas have populations between 50,000 and 200,000. The Houston region includes the large Houston UZA and four small urbanized areas, Texas City/LaMarque, Galveston, The Woodlands and Lake Jackson/Angleton. The boundaries of the Houston UZA extend into parts of Brazoria, Fort Bend, Galveston and Montgomery counties. For this reason in this TIP, Fort Bend County and Harris County receive a share of funds from the Houston UZA apportionment.

Section 5308 Clean Fuels Grant Program - discretionary program with a two-fold purpose. First, the program was developed to assist nonattainment and maintenance areas in achieving or maintaining the National Ambient Air Quality Standards for ozone and carbon monoxide (CO). Second, the program supports emerging clean fuel and advanced propulsion technologies for transit buses and markets for those technologies.

Section 5309 Major Capital Investments - provides capital assistance for three primary activities:

- New and replacement buses and facilities (Bus and Bus Related Facilities program),
- Modernization of existing rail systems (Fixed Guideway Modernization program), and
- New fixed guideway systems (New Starts program and Small Starts).

The New Starts program provides funds for construction of new fixed-guideway systems or extensions to existing fixed-guideway systems. The Small Starts program provides funds to capital projects that either (a) meet the definition of a fixed guideway for at least 50 percent of the project length in the peak period or (b) are corridor-based bus projects with 10-minute peak/15 minute off-peak headways or better while operating at least 14 hours per weekday. The Federal assistance provided or to be provided under Section 5309 must be less than \$75 million and the project must have a total capital cost of less than \$250 million, both in year of expenditure dollars.

Section 5310 Elderly and Persons with Disabilities - funds transportation projects for the elderly and persons with disabilities in all areas: metropolitan, urbanized, and nonurbanized areas. To administer the program, FTA allocates capital funds to TxDOT based on the State's population of elderly and persons with disabilities. Funds are distributed to the TxDOT Districts for capital projects, including the purchase of replacement vehicles, new vehicles for service expansion, and auxiliary equipment such as radios, vehicle shelters, wheelchair lifts and restraints, microcomputer hardware and software, etc. Existing metropolitan, urban, and nonurban transit providers serve as the primary recipients of funds for their service areas.

Section 5311 Rural and Small Urban Areas - funds public transportation in nonurbanized areas (i.e., areas with less than 50,000 population). The goal of the Program is to enhance the access of people in

nonurbanized areas to health care, shopping, education, employment, public services, and recreation. In Texas, the Program is administered by the Texas Department of Transportation (TxDOT). Funds are apportioned to the State by formula, and may be used for capital, operating, and administrative purposes.

Section 5316 Job Access and Reverse Commute Program - was established to address the unique transportation challenges faced by welfare recipients and low income persons seeking to obtain and maintain employment. Many new entry level jobs are located in suburban areas, and low income individuals have difficulty accessing these jobs from their inner city, urban, or rural neighborhoods. In addition, many entry level jobs require working late at night or on weekends when conventional transit services are either reduced or non-existent. Finally, many employment related trips are complex and involve multiple destinations, including reaching childcare facilities or other services.

Section 5317 New Freedom Program - aims to provide additional tools to overcome existing barriers facing Americans with disabilities seeking integration into the work force and full participation in society. Lack of adequate transportation is a primary barrier to work for individuals with disabilities. The 2000 Census showed that only 60 percent of people between the ages of 16 and 64 with disabilities are employed. The New Freedom formula grant program seeks to reduce barriers to transportation services and expand the transportation mobility options available to people with disabilities beyond the requirements of the Americans with Disabilities Act (ADA) of 1990.

Organization of this Chapter

Chapter 3 of the 2011-2014 TIP contains the project listing that identifies individual projects for the transit programs in the TIP. This project listing is separated by the program year in which the project is estimated to let to contract. The projects are sorted by funding category and urbanized area, then sorted by the project name. The details of each project are explained in **Table 3-2**.

TABLE 3-2
2011-2014 TRANSPORTATION IMPROVEMENT PROGRAM
CHAPTER 3 ORGANIZATION

Urbanized Area (UZA)	Urbanized Area for Urban Programs, Rural program counties are listed
MPO ID	Sequential number given to all projects used for identification by H-GAC that corresponds to the GIS and modeling networks and RTP.
Sponsor ID/CSJ #	Sponsor Agency's project number or for STP-MM & CMAQ Funded CSJ.
Est Let Date	The date the project is estimated to let to contract.
Fiscal Year	Year the project is estimated to let to contract in.
Sponsor	Sponsor Agency usually the agency providing matching funds.
Location	Location of project.
Project Name	Scope of work or description of project as submitted by the sponsor.
Funding Category	The funding category or categories the project is funded in.
Federal	Federal cost of the project.
State	State cost of the project.
Local	Local cost of the project.
Total	Current estimated cost of project.

**HOUSTON-GALVESTON MPO
2011-2014 TRANSPORTATION IMPROVEMENT PROGRAM
FY 2011 TRANSIT PROJECT LISTING**

FUNDING CATEGORY: 5307**GALVESTON UZA**

MPO ID CSJ NUMBER LET DATE	SPONSOR LOCATION PROJECT NAME	Year of Expenditure (YOE) Project Cost Information:				
		Fund Cat	Federal	State	Local	Total
14294	ISLAND TRANSIT CITY OF GALVESTON	5307	\$240,000	---	\$60,000	\$300,000
10/1/2010	CAPITAL EXPENDITURES FOR PUBLIC TRANSPORTATION FOR CITY OF GALVESTON (FY 2011)	YOE Cost:	\$240,000	---	\$60,000	\$300,000
				Total Project Cost:		\$300,000
14297	ISLAND TRANSIT CITY OF GALVESTON	5307	\$1,162,551	\$458,596	\$703,955	\$2,325,102
10/1/2010	OPERATING EXPENDITURES FOR PUBLIC TRANSPORTATION FOR CITY OF GALVESTON (FY 2011)	YOE Cost:	\$1,162,551	\$458,596	\$703,955	\$2,325,102
				Total Project Cost:		\$2,325,102
14301	ISLAND TRANSIT CITY OF GALVESTON	5307	\$232,000	---	\$58,000	\$290,000
10/1/2010	PLANNING EXPENDITURES FOR PUBLIC TRANSPORTATION FOR CITY OF GALVESTON (FY 2011)	YOE Cost:	\$232,000	---	\$58,000	\$290,000
				Total Project Cost:		\$290,000

HOUSTON UZA

MPO ID CSJ NUMBER LET DATE	SPONSOR LOCATION PROJECT NAME	Year of Expenditure (YOE) Project Cost Information:				
		Fund Cat	Federal	State	Local	Total
14271	FORT BEND COUNTY FORT BEND COUNTY	5307	\$1,027,459	---	\$256,865	\$1,284,324
10/1/2010	CAPITAL EXPENDITURES FOR PUBLIC TRANSPORTATION FOR FORT BEND COUNTY METRO TRANSFER (FY 2011)	YOE Cost:	\$1,027,459	---	\$256,865	\$1,284,324
				Total Project Cost:		\$1,284,324
14275	FORT BEND COUNTY FORT BEND COUNTY	5307	\$1,149,769	---	\$1,149,769	\$2,299,538
10/1/2010	OPERATING EXPENDITURES FOR PUBLIC TRANSPORTATION FOR FORT BEND COUNTY (FY 2011)	YOE Cost:	\$1,149,769	---	\$1,149,769	\$2,299,538
				Total Project Cost:		\$2,299,538
14278	FORT BEND COUNTY FORT BEND COUNTY	5307	\$700,000	---	\$175,000	\$875,000
10/1/2010	PLANNING EXPENDITURES FOR PUBLIC TRANSPORTATION FOR FORT BEND COUNTY METRO TRANSFER (FY 2011)	YOE Cost:	\$700,000	---	\$175,000	\$875,000
				Total Project Cost:		\$875,000
14313	HARRIS COUNTY HARRIS COUNTY	5307	\$4,664,411	---	\$2,175,346	\$6,839,757
10/1/2010	CAPITAL EXPENDITURES FOR PUBLIC TRANSPORTATION FOR HARRIS COUNTY METRO TRANSFER (FY 2011)	YOE Cost:	\$4,664,411	---	\$2,175,346	\$6,839,757
				Total Project Cost:		\$6,839,757
11509	METRO METRO SERVICE AREA	5307	\$13,643,200	---	\$3,410,800	\$17,054,000
10/1/2010	40-FOOT BUS ACQUISITIONS (FY 2011)	YOE Cost:	\$13,643,200	---	\$3,410,800	\$17,054,000
				Total Project Cost:		\$17,054,000
14327	METRO METRO SERVICE AREA	5307	\$2,144,000	---	\$439,000	\$2,583,000
10/1/2010	40-FT BUSES-CLEAN FUELS(FY 2011 \$) (1)	YOE Cost:	\$2,144,000	---	\$439,000	\$2,583,000
				Total Project Cost:		\$2,583,000
11510	METRO METRO SERVICE AREA	5307	\$9,958,400	---	\$2,489,600	\$12,448,000
10/1/2010	45-FOOT BUS ACQUISITIONS (FY 2011)	YOE Cost:	\$9,958,400	---	\$2,489,600	\$12,448,000
				Total Project Cost:		\$12,448,000

**HOUSTON-GALVESTON MPO
2011-2014 TRANSPORTATION IMPROVEMENT PROGRAM
FY 2011 TRANSIT PROJECT LISTING**

FUNDING CATEGORY: 5307**HOUSTON UZA**

MPO ID CSJ NUMBER LET DATE	SPONSOR LOCATION PROJECT NAME	Year of Expenditure (YOE) Project Cost Information:				
		Fund Cat	Federal	State	Local	Total
14333	METRO METRO SERVICE AREA	5307	\$6,311,200	---	\$1,577,800	\$7,889,000
10/1/2010	ADA PARATRANSIT EXPENSE (FY 2011)	YOE Cost:	\$6,311,200	---	\$1,577,800	\$7,889,000
			Total Project Cost:			\$7,889,000
14356	METRO METRO SERVICE AREA	5307	\$24,000,000	---	\$6,000,000	\$30,000,000
10/1/2010	CAPITALIZED PREVENTATIVE MAINTENANCE (BUS & RAIL) (FY 2011)	YOE Cost:	\$24,000,000	---	\$6,000,000	\$30,000,000
			Total Project Cost:			\$30,000,000
14923	METRO METRO SERVICE AREA	5307	\$3,360,000	---	\$840,000	\$4,200,000
10/1/2010	METROLIFT VAN ACQUISITION (FY 2011)	YOE Cost:	\$3,360,000	---	\$840,000	\$4,200,000
			Total Project Cost:			\$4,200,000
14408	METRO METRO SERVICE AREA	5307	\$680,000	---	\$170,000	\$850,000
10/1/2010	PASSENGER SHELTERS & LIGHTING (FY 2011)	YOE Cost:	\$680,000	---	\$170,000	\$850,000
			Total Project Cost:			\$850,000
14411	METRO METRO SERVICE AREA	5307	\$1,000,000	---	\$250,000	\$1,250,000
10/1/2010	RADIO REPLACEMENT	YOE Cost:	\$1,000,000	---	\$250,000	\$1,250,000
			Total Project Cost:			\$1,250,000

LAKE JACKSON/ANGLETON UZA

MPO ID CSJ NUMBER LET DATE	SPONSOR LOCATION PROJECT NAME	Year of Expenditure (YOE) Project Cost Information:				
		Fund Cat	Federal	State	Local	Total
14319	GULF COAST CENTER LAKE JACKSON/ANGLETON	5307	\$60,000	\$23,140	\$1,860	\$85,000
10/1/2010	CAPITAL EXPENDITURES FOR PUBLIC TRANSPORTATION FOR LAKE JACKSON/ANGLETON (FY 2011)	YOE Cost:	\$60,000	\$23,140	\$1,860	\$85,000
			Total Project Cost:			\$85,000
14320	GULF COAST CENTER LAKE JACKSON/ANGLETON	5307	\$835,145	\$193,061	\$642,084	\$1,670,290
10/1/2010	OPERATING EXPENDITURES FOR PUBLIC TRANSPORTATION FOR LAKE JACKSON/ANGLETON (FY 2011)	YOE Cost:	\$835,145	\$193,061	\$642,084	\$1,670,290
			Total Project Cost:			\$1,670,290
14321	GULF COAST CENTER LAKE JACKSON/ANGLETON	5307	\$150,000	\$31,300	\$6,200	\$187,500
10/1/2010	PLANNING EXPENDITURES FOR PUBLIC TRANSPORTATION FOR LAKE JACKSON/ANGLETON (FY 2011)	YOE Cost:	\$150,000	\$31,300	\$6,200	\$187,500
			Total Project Cost:			\$187,500

TEXAS CITY/LAMARQUE UZA

MPO ID CSJ NUMBER LET DATE	SPONSOR LOCATION PROJECT NAME	Year of Expenditure (YOE) Project Cost Information:				
		Fund Cat	Federal	State	Local	Total
14465	GULF COAST CENTER TEXAS CITY/LA MARQUE	5307	\$75,000	\$6,140	\$12,610	\$93,750
10/1/2010	CAPITAL EXPENDITURES FOR CAPITAL COST OF CONTRACTING IN TEXAS CITY/LA MARQUE (FY 2011)	YOE Cost:	\$75,000	\$6,140	\$12,610	\$93,750
			Total Project Cost:			\$93,750

**HOUSTON-GALVESTON MPO
2011-2014 TRANSPORTATION IMPROVEMENT PROGRAM
FY 2011 TRANSIT PROJECT LISTING**

FUNDING CATEGORY: 5307**TEXAS CITY/LAMARQUE UZA**

MPO ID CSJ NUMBER LET DATE	SPONSOR LOCATION PROJECT NAME	Year of Expenditure (YOE) Project Cost Information:				
		Fund Cat	Federal	State	Local	Total
14466	GULF COAST CENTER TEXAS CITY/LA MARQUE	5307	\$1,036,979	\$224,550	\$812,429	\$2,073,958
10/1/2010	OPERATING EXPENDITURES FOR PUBLIC TRANSPORTATION IN TEXAS CITY/LA MARQUE (FY 2011)	YOE Cost:	\$1,036,979	\$224,550	\$812,429	\$2,073,958
				Total Project Cost:		\$2,073,958
14467	GULF COAST CENTER TEXAS CITY/LA MARQUE	5307	\$100,000	\$20,600	\$4,400	\$125,000
10/1/2010	PLANNING EXPENDITURES FOR PUBLIC TRANSPORTATION IN TEXAS CITY/LA MARQUE (FY 2011)	YOE Cost:	\$100,000	\$20,600	\$4,400	\$125,000
				Total Project Cost:		\$125,000

THE WOODLANDS UZA

MPO ID CSJ NUMBER LET DATE	SPONSOR LOCATION PROJECT NAME	Year of Expenditure (YOE) Project Cost Information:				
		Fund Cat	Federal	State	Local	Total
14470	THE DISTRICT (BRAZOS TRANSIT DISTRICT) THE WOODLANDS UZA	5307	\$1,709,772	\$347,689	\$1,362,083	\$3,419,544
10/1/2010	OPERATING EXPENDITURES FOR PUBLIC TRANSPORTATION IN THE WOODLANDS (FY 2011)	YOE Cost:	\$1,709,772	\$347,689	\$1,362,083	\$3,419,544
				Total Project Cost:		\$3,419,544
14473	THE DISTRICT (BRAZOS TRANSIT DISTRICT) THE WOODLANDS UZA	5307	---	\$70,000	---	\$70,000
10/1/2010	PLANNING EXPENDITURES FOR PUBLIC TRANSPORTATION IN THE WOODLANDS (FY 2011)	YOE Cost:	---	\$70,000	---	\$70,000
				Total Project Cost:		\$70,000

FUNDING CATEGORY: 5309**HOUSTON UZA**

MPO ID CSJ NUMBER LET DATE	SPONSOR LOCATION PROJECT NAME	Year of Expenditure (YOE) Project Cost Information:				
		Fund Cat	Federal	State	Local	Total
14369	METRO METRO SERVICE AREA	5309	\$9,600,000	---	\$2,400,000	\$12,000,000
10/1/2010	FIXED GUIDEWAY MODERNIZATION (FY 2011)	YOE Cost:	\$9,600,000	---	\$2,400,000	\$12,000,000
				Total Project Cost:		\$12,000,000
14502	METRO METRO SERVICE AREA	5309	\$12,500,000	---	---	\$12,500,000
10/1/2010	HIGH OCCUPANCY TOLL (HOT) LANE IMPLEMENTATION (FY 2011)	YOE Cost:	\$12,500,000	---	---	\$12,500,000
				Total Project Cost:		\$12,500,000
14389	METRO NORTH CORRIDOR	5309	\$100,000,000	---	\$43,001,778	\$143,001,778
10/1/2010	METRO SOLUTIONS - NORTH CORRIDOR	YOE Cost:	\$100,000,000	---	\$43,001,778	\$143,001,778
				Total Project Cost:		\$143,001,778
14393	METRO SOUTHEAST CORRIDOR	5309	\$100,000,000	---	\$82,870,889	\$182,870,889
10/1/2010	METRO SOLUTIONS - SOUTHEAST CORRIDOR	YOE Cost:	\$100,000,000	---	\$82,870,889	\$182,870,889
				Total Project Cost:		\$182,870,889
14396	METRO UNIVERSITY CORRIDOR	5309	\$40,000,000	---	\$10,000,000	\$50,000,000
10/1/2010	METRO SOLUTIONS - UNIVERSITY CORRIDOR (FY 2011)	YOE Cost:	\$40,000,000	---	\$10,000,000	\$50,000,000
				Total Project Cost:		\$50,000,000

**HOUSTON-GALVESTON MPO
2011-2014 TRANSPORTATION IMPROVEMENT PROGRAM
FY 2011 TRANSIT PROJECT LISTING**

FUNDING CATEGORY: 5309**HOUSTON UZA**

MPO ID CSJ NUMBER LET DATE	SPONSOR LOCATION PROJECT NAME	Year of Expenditure (YOE) Project Cost Information:				
		Fund Cat	Federal	State	Local	Total
14416	METRO	5309	\$1,320,000	---	\$330,000	\$1,650,000
	METRO SERVICE AREA					
10/1/2010	SIGNATURE BUS RAPID TRANSIT (FY 2011)	YOE Cost:	\$1,320,000	---	\$330,000	\$1,650,000
				Total Project Cost:		\$1,650,000
14361	METRO	5309	\$4,000,000	---	\$1,000,000	\$5,000,000
	US 90A CORRIDOR					
10/1/2010	SOUTHWEST CORRIDOR HIGH CAPACITY TRANSIT - AA/ENVIRONMENTAL	YOE Cost:	\$4,000,000	---	\$1,000,000	\$5,000,000
				Total Project Cost:		\$5,000,000

FUNDING CATEGORY: 5310**REGIONWIDE**

MPO ID CSJ NUMBER LET DATE	SPONSOR LOCATION PROJECT NAME	Year of Expenditure (YOE) Project Cost Information:				
		Fund Cat	Federal	State	Local	Total
14459	TXDOT HOUSTON DISTRICT	5310	\$1,296,823	---	---	\$1,296,823
	N/A					
10/1/2010	CAPITAL PROJECTS FOR THE ELDERLY AND DISABLED PROGRAM (FY 2011)	YOE Cost:	\$1,296,823	---	---	\$1,296,823
				Total Project Cost:		\$1,296,823

FUNDING CATEGORY: 5311**RURAL**

MPO ID CSJ NUMBER LET DATE	SPONSOR LOCATION PROJECT NAME	Year of Expenditure (YOE) Project Cost Information:				
		Fund Cat	Federal	State	Local	Total
14267	COLORADO VALLEY TRANSIT	5311	\$105,379	\$99,346	\$99,392	\$304,117
	WALLER COUNTY					
10/1/2010	OPERATING EXPENDITURES FOR PUBLIC TRANSPORTATION IN WALLER COUNTY (FY 2011)	YOE Cost:	\$105,379	\$99,346	\$99,392	\$304,117
				Total Project Cost:		\$304,117
14282	FORT BEND COUNTY	5311	\$95,445	\$7,712	\$99,340	\$202,497
	FORT BEND COUNTY					
10/1/2010	ADMINISTRATIVE EXPENDITURES FOR RURAL/NON-URBANIZED PUBLIC TRANSPORTATION IN FORT BEND COUNTY (FY 2011)	YOE Cost:	\$95,445	\$7,712	\$99,340	\$202,497
				Total Project Cost:		\$202,497
14286	FORT BEND COUNTY	5311	\$119,870	\$37,662	\$124,763	\$282,295
	FORT BEND COUNTY					
10/1/2010	CAPITAL EXPENDITURES FOR RURAL/NON- URBANIZED PUBLIC TRANSPORTATION IN FORT BEND COUNTY (FY 2011)	YOE Cost:	\$119,870	\$37,662	\$124,763	\$282,295
				Total Project Cost:		\$282,295
14290	FORT BEND COUNTY	5311	\$81,242	\$57,430	\$328,649	\$467,321
	FORT BEND COUNTY					
10/1/2010	OPERATING EXPENDITURES FOR RURAL/NON-URBANIZED PUBLIC TRANSPORTATION IN FORT BEND COUNTY (FY 2011)	YOE Cost:	\$81,242	\$57,430	\$328,649	\$467,321
				Total Project Cost:		\$467,321
14309	GULF COAST CENTER	5311	\$140,420	\$56,976	\$113,683	\$311,079
	GALVESTON/BRAZORIA COUNTIES					
10/1/2010	ADMINISTRATIVE EXPENDITURES FOR RURAL/NON-URBANIZED PUBLIC TRANSPORTATION IN BRAZORIA & GALVESTON COUNTIES (FY 2011)	YOE Cost:	\$140,420	\$56,976	\$113,683	\$311,079
				Total Project Cost:		\$311,079

**HOUSTON-GALVESTON MPO
2011-2014 TRANSPORTATION IMPROVEMENT PROGRAM
FY 2011 TRANSIT PROJECT LISTING**

FUNDING CATEGORY: 5311**RURAL**

MPO ID CSJ NUMBER LET DATE	SPONSOR LOCATION PROJECT NAME	Year of Expenditure (YOE) Project Cost Information:				
		Fund Cat	Federal	State	Local	Total
14308	GULF COAST CENTER GALVESTON/BRAZORIA COUNTIES	5311	\$34,000	\$34,707	\$50,000	\$118,707
9/1/2010	CAPITAL EXPENDITURES FOR RURAL/NON- URBANIZED PUBLIC TRANSPORTATION IN GALVESTON/BRAZORIA COUNTIES (FY 2011)	YOE Cost:	\$34,000	\$34,707	\$50,000	\$118,707
				Total Project Cost:		\$118,707
14310	GULF COAST CENTER GALVESTON/BRAZORIA COUNTIES	5311	\$103,360	\$165,803	\$64,044	\$333,207
10/1/2010	OPERATING EXPENDITURES FOR RURAL/NON-URBANIZED PUBLIC TRANSPORTATION IN GALVESTON/BRAZORIA COUNTIES (FY 2011)	YOE Cost:	\$103,360	\$165,803	\$64,044	\$333,207
				Total Project Cost:		\$333,207
14783	THE DISTRICT (BRAZOS TRANSIT DISTRICT) MONTGOMERY COUNTY	5311	\$45,452	\$11,362	---	\$56,814
10/1/2010	Admin expenditures for public transportation in Mongtomery County (FY 2011)	YOE Cost:	\$45,452	\$11,362	---	\$56,814
				Total Project Cost:		\$56,814
14787	THE DISTRICT (BRAZOS TRANSIT DISTRICT) MONTGOMERY COUNTY	5311	\$162,716	\$162,716	---	\$325,432
10/1/2010	OPERATING EXPENDITURES FOR PUBLIC TRANSPORTATION IN MONGTOMERY COUNTY (FY 2011)	YOE Cost:	\$162,716	\$162,716	---	\$325,432
				Total Project Cost:		\$325,433

FUNDING CATEGORY: 5316**HOUSTON UZA**

MPO ID CSJ NUMBER LET DATE	SPONSOR LOCATION PROJECT NAME	Year of Expenditure (YOE) Project Cost Information:				
		Fund Cat	Federal	State	Local	Total
14475	UNSPONSORED (TBD) HOUSTON-GALVESTON TRANSPORTATION	5316	\$1,165,738	---	\$291,435	\$1,457,173
8/1/2009	JOB ACCESS AND REVERSE COMMUTE (JARC) FY 2009	YOE Cost:	\$1,165,738	---	\$291,435	\$1,457,173
				Total Project Cost:		\$1,457,173
14476	UNSPONSORED (TBD) HOUSTON-GALVESTON TRANSPORTATION	5316	\$2,983,501	---	\$745,875	\$3,729,376
10/1/2010	JOB ACCESS AND REVERSE COMMUTE (JARC) FY 2010	YOE Cost:	\$2,983,501	---	\$745,875	\$3,729,376
				Total Project Cost:		\$3,729,376
14477	UNSPONSORED (TBD) HOUSTON-GALVESTON TRANSPORTATION	5316	\$2,983,501	---	\$745,875	\$3,729,376
10/1/2010	JOB ACCESS AND REVERSE COMMUTE (JARC) FY 2011	YOE Cost:	\$2,983,501	---	\$745,875	\$3,729,376
				Total Project Cost:		\$3,729,376

FUNDING CATEGORY: 5317**HOUSTON UZA**

MPO ID CSJ NUMBER LET DATE	SPONSOR LOCATION PROJECT NAME	Year of Expenditure (YOE) Project Cost Information:				
		Fund Cat	Federal	State	Local	Total
14478	UNSPONSORED (TBD) HOUSTON-GALVESTON TRANSPORTATION	5317	\$596,583	---	\$149,146	\$745,729
9/1/2010	NEW FREEDOM PROGRAM (FY 2008)	YOE Cost:	\$596,583	---	\$149,146	\$745,729
				Total Project Cost:		\$745,729
14479	UNSPONSORED (TBD) HOUSTON-GALVESTON TRANSPORTATION	5317	\$1,317,996	---	\$329,499	\$1,647,495
9/1/2010	NEW FREEDOM PROGRAM FY 2009	YOE Cost:	\$1,317,996	---	\$329,499	\$1,647,495
				Total Project Cost:		\$1,647,495

**HOUSTON-GALVESTON MPO
2011-2014 TRANSPORTATION IMPROVEMENT PROGRAM
FY 2011 TRANSIT PROJECT LISTING**

FUNDING CATEGORY: 5317**HOUSTON UZA**

MPO ID CSJ NUMBER LET DATE	SPONSOR LOCATION PROJECT NAME	Year of Expenditure (YOE) Project Cost Information:				
		Fund Cat	Federal	State	Local	Total
14480	UNSPONSORED (TBD) HOUSTON-GALVESTON TRANSPORTATION	5317	\$1,317,996	---	\$329,499	\$1,647,495
10/1/2010	NEW FREEDOM PROGRAM FY 2010	YOE Cost:	\$1,317,996	---	\$329,499	\$1,647,495
Total Project Cost:						\$1,647,495
14481	UNSPONSORED (TBD) HOUSTON-GALVESTON TRANSPORTATION	5317	\$1,317,996	---	\$329,499	\$1,647,495
10/1/2010	NEW FREEDOM PROGRAM FY 2011	YOE Cost:	\$1,317,996	---	\$329,499	\$1,647,495
Total Project Cost:						\$1,647,495

FUNDING CATEGORY: LOCAL TRANSIT**HOUSTON UZA**

MPO ID CSJ NUMBER LET DATE	SPONSOR LOCATION PROJECT NAME	Year of Expenditure (YOE) Project Cost Information:				
		Fund Cat	Federal	State	Local	Total
11704	DOWNTOWN MANAGEMENT DISTRICT UNION PACIFIC PASSENGER LINE	LOCAL	---	---	\$25,000,000	\$25,000,000
1/1/2008	ENGINEERING OF NEW ALIGNMENT AND CONSTRUCTION OF NEW TRACK PARALLEL TO EXISTING UP TRUNK LINE AT HARDY YARD TRANSFER EXISTING ROW TO HCFCD AND CITY FOR RUNNELS STREET EXT	YOE Cost:	---	---	\$25,000,000	\$25,000,000
Total Project Cost:						\$25,000,000
14455	METRO METRO SERVICE AREA	LOCAL	---	---	\$20,000,000	\$20,000,000
10/1/2010	ALLOWANCE FOR CAPITAL CONTINGENCIES (FY 2011)	YOE Cost:	---	---	\$20,000,000	\$20,000,000
Total Project Cost:						\$20,000,000
14352	METRO METRO SERVICE AREA	LOCAL	---	---	\$5,000,000	\$5,000,000
10/1/2010	BUS IMPROVEMENT CAMPAIGNS (FY 2011)	YOE Cost:	---	---	\$5,000,000	\$5,000,000
Total Project Cost:						\$5,000,000
14847	METRO METRO SERVICE AREA	LOCAL	---	---	\$500,000	\$500,000
10/1/2010	BUS PADS / BUS LANE PROGRAM (FY 2011)	YOE Cost:	---	---	\$500,000	\$500,000
Total Project Cost:						\$500,000
14903	METRO METRO SERVICE AREA	LOCAL	---	---	\$300,000	\$300,000
10/1/2010	CURB CUTS / INTERSECTION IMPROVEMENTS (FY 2011)	YOE Cost:	---	---	\$300,000	\$300,000
Total Project Cost:						\$300,000
11435	METRO METRO SERVICE AREA	LOCAL	---	---	\$750,000	\$750,000
10/1/2010	CURB/INTERSECTION IMPROVEMENTS (FY 2011)	YOE Cost:	---	---	\$750,000	\$750,000
Total Project Cost:						\$750,000
14437	METRO METRO SERVICE AREA	LOCAL	---	---	\$200,000	\$200,000
10/1/2010	FURNITURE & EQUIPMENT (FY 2011)	YOE Cost:	---	---	\$200,000	\$200,000
Total Project Cost:						\$200,000
14434	METRO METRO SERVICE AREA	LOCAL	---	---	\$3,000,000	\$3,000,000
10/1/2010	FUTURE PROJECTS (FACILITY UPGRADES) (FY 2011)	YOE Cost:	---	---	\$3,000,000	\$3,000,000
Total Project Cost:						\$3,000,000

**HOUSTON-GALVESTON MPO
2011-2014 TRANSPORTATION IMPROVEMENT PROGRAM
FY 2011 TRANSIT PROJECT LISTING**

FUNDING CATEGORY: LOCAL TRANSIT**HOUSTON UZA**

MPO ID CSJ NUMBER LET DATE	SPONSOR LOCATION PROJECT NAME	Year of Expenditure (YOE) Project Cost Information:				
		Fund Cat	Federal	State	Local	Total
14913	METRO METRO SERVICE AREA	LOCAL	---	---	\$30,000,000	\$30,000,000
10/1/2010	INFORMATION TECHNOLOGY SYSTEMS (FY 2011)	YOE Cost:	---	---	\$30,000,000	\$30,000,000
					Total Project Cost:	\$30,000,000
14451	METRO METRO SERVICE AREA	LOCAL	---	---	\$1,503,000	\$1,503,000
10/1/2010	ISD DEVELOPMENT PROJECTS (FY 2011)	YOE Cost:	---	---	\$1,503,000	\$1,503,000
					Total Project Cost:	\$1,503,000
14431	METRO METRO SERVICE AREA	LOCAL	---	---	\$7,000,000	\$7,000,000
10/1/2010	MAJOR FACILITIES REHABILITATION INITIATIVE (FY 2011)	YOE Cost:	---	---	\$7,000,000	\$7,000,000
					Total Project Cost:	\$7,000,000
14365	METRO EAST END CORRIDOR	LOCAL	---	---	\$100,000,000	\$100,000,000
10/1/2010	METRO SOLUTIONS EAST END CORRIDOR (FY 2011)	YOE Cost:	---	---	\$100,000,000	\$100,000,000
					Total Project Cost:	\$100,000,000
14428	METRO UPTOWN CORRIDOR	LOCAL	---	---	\$25,000,000	\$25,000,000
10/1/2010	METRO SOLUTIONS UPTOWN CORRIDOR (FY 2011)	YOE Cost:	---	---	\$25,000,000	\$25,000,000
					Total Project Cost:	\$25,000,000
14404	METRO METRO SERVICE AREA	LOCAL	---	---	\$583,000	\$583,000
10/1/2010	MISCELLANEOUS CORRIDOR PLANNING (FY 2011)	YOE Cost:	---	---	\$583,000	\$583,000
					Total Project Cost:	\$583,000
14929	METRO METRO SERVICE AREA	LOCAL	---	---	\$3,000,000	\$3,000,000
10/1/2010	RAIL SYSTEM UPGRADES (FY 2011)	YOE Cost:	---	---	\$3,000,000	\$3,000,000
					Total Project Cost:	\$3,000,000
14933	METRO METRO SERVICE AREA	LOCAL	---	---	\$2,006,000	\$2,006,000
10/1/2010	SUPPORT VEHICLES (FY 2011)	YOE Cost:	---	---	\$2,006,000	\$2,006,000
					Total Project Cost:	\$2,006,000
14447	METRO METRO SERVICE AREA	LOCAL	---	---	\$150,000	\$150,000
10/1/2010	SYSTEM ACCESSIBILITY (FY 2011)	YOE Cost:	---	---	\$150,000	\$150,000
					Total Project Cost:	\$150,000
14423	METRO METRO SERVICE AREA	LOCAL	---	---	\$2,000,000	\$2,000,000
10/1/2010	TOOLS & EQUIPMENT (FY 2011)	YOE Cost:	---	---	\$2,000,000	\$2,000,000
					Total Project Cost:	\$2,000,000

HOUSTON-GALVESTON MPO
2011-2014 TRANSPORTATION IMPROVEMENT PROGRAM
FY 2012 TRANSIT PROJECT LISTING

FUNDING CATEGORY: 5307**GALVESTON UZA**

MPO ID CSJ NUMBER LET DATE	SPONSOR LOCATION PROJECT NAME	Year of Expenditure (YOE) Project Cost Information:				
		Fund Cat	Federal	State	Local	Total
14828	ISLAND TRANSIT CITY OF GALVESTON	5307	\$240,000	---	\$60,000	\$300,000
10/1/2011	CAPITAL EXPENDITURES FOR PUBLIC TRANSPORTATION FOR CITY OF GALVESTON (FY 2012)	YOE Cost:	\$240,000	---	\$60,000	\$300,000
				Total Project Cost:		\$300,000
14831	ISLAND TRANSIT CITY OF GALVESTON	5307	\$1,162,551	\$458,596	\$703,955	\$2,325,102
10/1/2011	OPERATING EXPENDITURES FOR PUBLIC TRANSPORTATION FOR CITY OF GALVESTON (FY 2012)	YOE Cost:	\$1,162,551	\$458,596	\$703,955	\$2,325,102
				Total Project Cost:		\$2,325,102
14834	ISLAND TRANSIT CITY OF GALVESTON	5307	\$232,000	---	\$58,000	\$290,000
10/1/2011	PLANNING EXPENDITURES FOR PUBLIC TRANSPORTATION FOR CITY OF GALVESTON (FY 2012)	YOE Cost:	\$232,000	---	\$58,000	\$290,000
				Total Project Cost:		\$290,000

HOUSTON UZA

MPO ID CSJ NUMBER LET DATE	SPONSOR LOCATION PROJECT NAME	Year of Expenditure (YOE) Project Cost Information:				
		Fund Cat	Federal	State	Local	Total
14809	FORT BEND COUNTY FORT BEND COUNTY	5307	\$1,027,459	---	\$256,865	\$1,284,324
10/1/2011	CAPITAL EXPENDITURES FOR PUBLIC TRANSPORTATION FOR FORT BEND COUNTY METRO TRANSFER (FY 2012)	YOE Cost:	\$1,027,459	---	\$256,865	\$1,284,324
				Total Project Cost:		\$1,284,324
14812	FORT BEND COUNTY FORT BEND COUNTY	5307	\$1,149,769	---	\$1,149,769	\$2,299,538
10/1/2011	OPERATING EXPENDITURES FOR PUBLIC TRANSPORTATION FOR FORT BEND COUNTY (FY 2012)	YOE Cost:	\$1,149,769	---	\$1,149,769	\$2,299,538
				Total Project Cost:		\$2,299,538
14815	FORT BEND COUNTY FORT BEND COUNTY	5307	\$700,000	---	\$175,000	\$875,000
10/1/2011	PLANNING EXPENDITURES FOR PUBLIC TRANSPORTATION FOR FORT BEND COUNTY METRO TRANSFER (FY 2012)	YOE Cost:	\$700,000	---	\$175,000	\$875,000
				Total Project Cost:		\$875,000
14818	HARRIS COUNTY HARRIS COUNTY	5307	\$4,553,854	---	\$2,269,270	\$6,823,124
10/1/2011	CAPITAL, OPERATING & PLANNING EXPENDITURES FOR PUBLIC TRANSPORTATION FOR HARRIS COUNTY METRO TRANSFER (FY 2012)	YOE Cost:	\$4,553,854	---	\$2,269,270	\$6,823,124
				Total Project Cost:		\$6,823,124
11437	METRO METRO SERVICE AREA	5307	---	---	\$1,250,000	\$1,250,000
10/1/2011	ADA BUS STOP ACCESSIBILITY (FY 2012)	YOE Cost:	---	---	\$1,250,000	\$1,250,000
				Total Project Cost:		\$1,250,000
14838	METRO METRO SERVICE AREA	5307	\$7,160,000	---	\$1,790,000	\$8,950,000
10/1/2011	ADA PARATRANSIT EXPENSE (FY 2012)	YOE Cost:	\$7,160,000	---	\$1,790,000	\$8,950,000
				Total Project Cost:		\$8,950,000
14895	METRO METRO SERVICE AREA	5307	\$24,000,000	---	\$6,000,000	\$30,000,000
10/1/2011	CAPITALIZED PREVENTATIVE MAINTENANCE (BUS & RAIL) (FY 2012)	YOE Cost:	\$24,000,000	---	\$6,000,000	\$30,000,000
				Total Project Cost:		\$30,000,000

**HOUSTON-GALVESTON MPO
2011-2014 TRANSPORTATION IMPROVEMENT PROGRAM
FY 2012 TRANSIT PROJECT LISTING**

FUNDING CATEGORY: 5307**HOUSTON UZA**

MPO ID CSJ NUMBER LET DATE	SPONSOR LOCATION PROJECT NAME	Year of Expenditure (YOE) Project Cost Information:				
		Fund Cat	Federal	State	Local	Total
14926	METRO METRO SERVICE AREA	5307	\$704,000	---	\$176,000	\$880,000
10/1/2011	PASSENGER SHELTERS & LIGHTING (FY 2012)	YOE Cost:	\$704,000	---	\$176,000	\$880,000
Total Project Cost:						\$880,000
11427	METRO METRO SERVICE AREA	5307	\$28,000,000	---	\$7,000,000	\$35,000,000
10/1/2011	REPLACEMENT BUSES (FY 2012)	YOE Cost:	\$28,000,000	---	\$7,000,000	\$35,000,000
Total Project Cost:						\$100,000,000

LAKE JACKSON/ANGLETON UZA

MPO ID CSJ NUMBER LET DATE	SPONSOR LOCATION PROJECT NAME	Year of Expenditure (YOE) Project Cost Information:				
		Fund Cat	Federal	State	Local	Total
14765	GULF COAST CENTER LAKE JACKSON/ANGLETON	5307	\$60,000	\$23,140	\$1,860	\$85,000
10/1/2011	CAPITAL EXPENDITURES FOR PUBLIC TRANSPORTATION FOR LAKE JACKSON/ANGLETON (FY 2012)	YOE Cost:	\$60,000	\$23,140	\$1,860	\$85,000
Total Project Cost:						\$85,000
14768	GULF COAST CENTER LAKE JACKSON/ANGLETON	5307	\$835,145	\$193,061	\$642,084	\$1,670,290
10/1/2011	OPERATING EXPENDITURES FOR PUBLIC TRANSPORTATION FOR LAKE JACKSON/ANGLETON (FY 2012)	YOE Cost:	\$835,145	\$193,061	\$642,084	\$1,670,290
Total Project Cost:						\$1,670,290
14771	GULF COAST CENTER LAKE JACKSON/ANGLETON	5307	\$150,000	\$31,300	\$6,200	\$187,500
10/1/2011	PLANNING EXPENDITURES FOR PUBLIC TRANSPORTATION FOR LAKE JACKSON/ANGLETON (FY 2012)	YOE Cost:	\$150,000	\$31,300	\$6,200	\$187,500
Total Project Cost:						\$187,500

TEXAS CITY/LAMARQUE UZA

MPO ID CSJ NUMBER LET DATE	SPONSOR LOCATION PROJECT NAME	Year of Expenditure (YOE) Project Cost Information:				
		Fund Cat	Federal	State	Local	Total
14774	GULF COAST CENTER TEXAS CITY/LA MARQUE	5307	\$75,000	\$6,140	\$12,610	\$93,750
10/1/2011	CAPITAL EXPENDITURES FOR CAPITAL COST OF CONTRACTING IN TEXAS CITY/LA MARQUE (FY 2012)	YOE Cost:	\$75,000	\$6,140	\$12,610	\$93,750
Total Project Cost:						\$93,750
14777	GULF COAST CENTER TEXAS CITY/LA MARQUE	5307	\$1,036,979	\$224,550	\$812,429	\$2,073,958
10/1/2011	OPERATING EXPENDITURES FOR PUBLIC TRANSPORTATION IN TEXAS CITY/LA MARQUE (FY 2012)	YOE Cost:	\$1,036,979	\$224,550	\$812,429	\$2,073,958
Total Project Cost:						\$2,073,958
14780	GULF COAST CENTER TEXAS CITY/LA MARQUE	5307	\$100,000	\$20,600	\$4,400	\$125,000
10/1/2011	PLANNING EXPENDITURES FOR PUBLIC TRANSPORTATION IN TEXAS CITY/LA MARQUE (FY 2012)	YOE Cost:	\$100,000	\$20,600	\$4,400	\$125,000
Total Project Cost:						\$125,000

HOUSTON-GALVESTON MPO
2011-2014 TRANSPORTATION IMPROVEMENT PROGRAM
FY 2012 TRANSIT PROJECT LISTING

FUNDING CATEGORY: 5307**THE WOODLANDS UZA**

MPO ID CSJ NUMBER LET DATE	SPONSOR LOCATION PROJECT NAME	Year of Expenditure (YOE) Project Cost Information:				
		Fund Cat	Federal	State	Local	Total
14791	THE DISTRICT (BRAZOS TRANSIT DISTRICT) THE WOODLANDS	5307	\$1,709,772	\$317,689	\$1,362,083	\$3,389,544
10/1/2011	OPERATING EXPENDITURES FOR PUBLIC TRANSPORTATION IN THE WOODLANDS (FY 2012)	YOE Cost:	\$1,709,772	\$317,689	\$1,362,083	\$3,389,544
				Total Project Cost:		\$3,419,544
14794	THE DISTRICT (BRAZOS TRANSIT DISTRICT) THE WOODLANDS	5307	---	\$70,000	---	\$70,000
10/1/2011	PLANNING EXPENDITURES FOR PUBLIC TRANSPORTATION IN THE WOODLANDS (FY 2012)	YOE Cost:	---	\$70,000	---	\$70,000
				Total Project Cost:		\$70,000

FUNDING CATEGORY: 5309**HOUSTON UZA**

MPO ID CSJ NUMBER LET DATE	SPONSOR LOCATION PROJECT NAME	Year of Expenditure (YOE) Project Cost Information:				
		Fund Cat	Federal	State	Local	Total
14898	METRO CLEAR LAKE PARK AND RIDE	5309	\$7,840,000	---	\$1,960,000	\$9,800,000
10/1/2011	CLEAR LAKE PARK AND RIDE (FY 2012)	YOE Cost:	\$7,840,000	---	\$1,960,000	\$9,800,000
				Total Project Cost:		\$9,800,000
14904	METRO METRO SERVICE AREA	5309	\$12,000,000	---	\$3,000,000	\$15,000,000
10/1/2011	FIXED GUIDEWAY MODERNIZATION (FY 2012)	YOE Cost:	\$12,000,000	---	\$3,000,000	\$15,000,000
				Total Project Cost:		\$15,000,000
11485	METRO METRO SERVICE AREA	5309	\$3,800,000	---	\$950,000	\$4,750,000
10/1/2011	FUTURE SIGNATURE BUS SERVICE ROUTES (FY 2012)	YOE Cost:	\$3,800,000	---	\$950,000	\$4,750,000
				Total Project Cost:		\$4,750,000
11446	METRO GRAND PARKWAY P&R	5309	\$8,000,000	---	\$2,000,000	\$10,000,000
10/1/2011	GRAND PARKWAY P&R	YOE Cost:	\$8,000,000	---	\$2,000,000	\$10,000,000
				Total Project Cost:		\$10,000,000
11471	METRO UNIVERSITY CORRIDOR	5309	\$100,000,000	---	\$200,000,000	\$300,000,000
10/1/2011	METRO SOLUTIONS - UNIVERSITY CORRIDOR	YOE Cost:	\$100,000,000	---	\$200,000,000	\$300,000,000
				Total Project Cost:		\$300,000,000
11461	METRO NORTH CORRIDOR	5309	\$100,000,000	---	\$68,001,778	\$168,001,778
10/1/2011	METRO SOLUTIONS NORTH CORRIDOR	YOE Cost:	\$100,000,000	---	\$68,001,778	\$168,001,778
				Total Project Cost:		\$168,001,778
11463	METRO SOUTHEAST CORRIDOR	5309	\$100,000,000	---	\$82,870,889	\$182,870,889
10/1/2011	SOUTHEAST CORRIDOR	YOE Cost:	\$100,000,000	---	\$82,870,889	\$182,870,889
				Total Project Cost:		\$182,870,889

**HOUSTON-GALVESTON MPO
2011-2014 TRANSPORTATION IMPROVEMENT PROGRAM
FY 2012 TRANSIT PROJECT LISTING**

FUNDING CATEGORY: 5310**REGIONWIDE**

MPO ID CSJ NUMBER LET DATE	SPONSOR LOCATION PROJECT NAME	Year of Expenditure (YOE) Project Cost Information:				
		Fund Cat	Federal	State	Local	Total
15217	UNSPONSORED (TBD)	5310	\$1,296,823	---	---	\$1,296,823
10/1/2011	HOUSTON-GALVESTON TRANSPORTATION CAPITAL PROJECTS FOR THE ELDERLY AND DISABLED PROGRAM (FY 2012)	YOE Cost:	\$1,296,823	---	---	\$1,296,823
Total Project Cost:						\$1,296,823

FUNDING CATEGORY: 5311**RURAL**

MPO ID CSJ NUMBER LET DATE	SPONSOR LOCATION PROJECT NAME	Year of Expenditure (YOE) Project Cost Information:				
		Fund Cat	Federal	State	Local	Total
14797	COLORADO VALLEY TRANSIT WALLER COUNTY	5311	\$105,379	\$99,346	\$99,392	\$304,117
10/1/2011	OPERATING EXPENDITURES FOR PUBLIC TRANSPORTATION IN WALLER COUNTY (FY 2012)	YOE Cost:	\$105,379	\$99,346	\$99,392	\$304,117
Total Project Cost:						\$304,117
14800	FORT BEND COUNTY FORT BEND COUNTY	5311	\$95,445	\$7,712	\$99,340	\$202,497
10/1/2011	ADMINISTRATIVE EXPENDITURES FOR RURAL/NON-URBANIZED PUBLIC TRANSPORTATION IN FORT BEND COUNTY (FY 2012)	YOE Cost:	\$95,445	\$7,712	\$99,340	\$202,497
Total Project Cost:						\$202,497
14803	FORT BEND COUNTY FORT BEND COUNTY	5311	\$119,870	\$37,662	\$124,763	\$282,295
10/1/2011	CAPITAL EXPENDITURES FOR RURAL/NON- URBANIZED PUBLIC TRANSPORTATION IN FORT BEND COUNTY (FY 2012)	YOE Cost:	\$119,870	\$37,662	\$124,763	\$282,295
Total Project Cost:						\$282,295
14806	FORT BEND COUNTY FORT BEND COUNTY	5311	\$81,242	\$57,430	\$328,649	\$467,321
10/1/2011	OPERATING EXPENDITURES FOR RURAL/NON-URBANIZED PUBLIC TRANSPORTATION IN FORT BEND COUNTY (FY 2012)	YOE Cost:	\$81,242	\$57,430	\$328,649	\$467,321
Total Project Cost:						\$467,321
14759	GULF COAST CENTER GALVESTON/BRAZORIA COUNTIES	5311	\$140,420	\$56,976	\$113,683	\$311,079
10/1/2011	ADMINISTRATIVE EXPENDITURES FOR RURAL/NON-URBANIZED PUBLIC TRANSPORTATION IN BRAZORIA & GALVESTON COUNTIES (FY 2012)	YOE Cost:	\$140,420	\$56,976	\$113,683	\$311,079
Total Project Cost:						\$311,079
14756	GULF COAST CENTER GALVESTON/BRAZORIA COUNTIES	5311	\$34,000	\$34,707	\$50,000	\$118,707
10/1/2011	CAPITAL EXPENDITURES FOR RURAL/NON- URBANIZED PUBLIC TRANSPORTATION IN GALVESTON/BRAZORIA COUNTIES (FY 2012)	YOE Cost:	\$34,000	\$34,707	\$50,000	\$118,707
Total Project Cost:						\$118,707
14762	GULF COAST CENTER GALVESTON/BRAZORIA COUNTIES	5311	\$103,360	\$165,803	\$64,044	\$333,207
10/1/2011	OPERATING EXPENDITURES FOR RURAL/NON-URBANIZED PUBLIC TRANSPORTATION IN GALVESTON/BRAZORIA COUNTIES (FY 2012)	YOE Cost:	\$103,360	\$165,803	\$64,044	\$333,207
Total Project Cost:						\$333,207

**HOUSTON-GALVESTON MPO
2011-2014 TRANSPORTATION IMPROVEMENT PROGRAM
FY 2012 TRANSIT PROJECT LISTING**

FUNDING CATEGORY: 5311**RURAL**

MPO ID CSJ NUMBER LET DATE	SPONSOR LOCATION PROJECT NAME	Year of Expenditure (YOE) Project Cost Information:				
		Fund Cat	Federal	State	Local	Total
14784	THE DISTRICT (BRAZOS TRANSIT DISTRICT) MONTGOMERY COUNTY	5311	\$45,452	\$11,362	---	\$56,814
10/1/2011	Admin expenditures for public transportation in Montgomery County (FY 2012)	YOE Cost:	\$45,452	\$11,362	---	\$56,814
				Total Project Cost:		\$56,814
14788	THE DISTRICT (BRAZOS TRANSIT DISTRICT) MONTGOMERY COUNTY	5311	\$162,716	\$162,716	---	\$325,432
10/1/2011	OPERATING EXPENDITURES FOR PUBLIC TRANSPORTATION IN MONTGOMERY COUNTY (FY 2012)	YOE Cost:	\$162,716	\$162,716	---	\$325,432
				Total Project Cost:		\$325,433

FUNDING CATEGORY: 5316**HOUSTON UZA**

MPO ID CSJ NUMBER LET DATE	SPONSOR LOCATION PROJECT NAME	Year of Expenditure (YOE) Project Cost Information:				
		Fund Cat	Federal	State	Local	Total
14972	UNSPONSORED (TBD) N/A	5316	\$2,983,501	---	\$745,875	\$3,729,376
10/1/2011	JOB ACCESS AND REVERSE COMMUTE PROGRAM (JARC) FY 2012	YOE Cost:	\$2,983,501	---	\$745,875	\$3,729,376
				Total Project Cost:		\$3,729,376

FUNDING CATEGORY: 5317**HOUSTON UZA**

MPO ID CSJ NUMBER LET DATE	SPONSOR LOCATION PROJECT NAME	Year of Expenditure (YOE) Project Cost Information:				
		Fund Cat	Federal	State	Local	Total
14975	UNSPONSORED (TBD) N/A	5317	\$1,317,996	---	\$329,499	\$1,647,495
10/1/2011	NEW FREEDOM PROGRAM FY 2012	YOE Cost:	\$1,317,996	---	\$329,499	\$1,647,495
				Total Project Cost:		\$1,647,495

FUNDING CATEGORY: LOCAL TRANSIT**HOUSTON UZA**

MPO ID CSJ NUMBER LET DATE	SPONSOR LOCATION PROJECT NAME	Year of Expenditure (YOE) Project Cost Information:				
		Fund Cat	Federal	State	Local	Total
14841	METRO METRO SERVICE AREA	LOCAL	---	---	\$40,000,000	\$40,000,000
10/1/2011	ALLOWANCE FOR CAPITAL CONTINGENCIES (FY 2012)	YOE Cost:	---	---	\$40,000,000	\$40,000,000
				Total Project Cost:		\$40,000,000
15201	METRO METRO SERVICE AREA	LOCAL	---	---	\$18,224,500	\$18,224,500
10/1/2011	BUS ACQUISITIONS (FY 2012) - LOCAL	YOE Cost:	---	---	\$18,224,500	\$18,224,500
				Total Project Cost:		\$18,224,500
14844	METRO METRO SERVICE AREA	LOCAL	---	---	\$10,000,000	\$10,000,000
10/1/2011	BUS IMPROVEMENT CAMPAIGNS (FY 2012)	YOE Cost:	---	---	\$10,000,000	\$10,000,000
				Total Project Cost:		\$10,000,000
14848	METRO METRO SERVICE AREA	LOCAL	---	---	\$500,000	\$500,000
10/1/2011	BUS PADS / BUS LANE PROGRAM (FY 2012)	YOE Cost:	---	---	\$500,000	\$500,000
				Total Project Cost:		\$500,000

**HOUSTON-GALVESTON MPO
2011-2014 TRANSPORTATION IMPROVEMENT PROGRAM
FY 2012 TRANSIT PROJECT LISTING**

FUNDING CATEGORY: LOCAL TRANSIT**HOUSTON UZA**

MPO ID CSJ NUMBER LET DATE	SPONSOR LOCATION PROJECT NAME	Year of Expenditure (YOE) Project Cost Information:				
		Fund Cat	Federal	State	Local	Total
11722	METRO METRO SERVICE AREA	LOCAL	---	---	\$1,000,000	\$1,000,000
10/1/2011	BUS PADS/BUS LANE IMPROVEMENTS (FY 2012)	YOE Cost:	---	---	\$1,000,000	\$1,000,000
					Total Project Cost:	\$1,000,000
14949	METRO METRO SERVICE AREA	LOCAL	---	---	\$750,000	\$750,000
10/1/2011	CURB/INTERSECTION IMPROVEMENTS (FY 2012)	YOE Cost:	---	---	\$750,000	\$750,000
					Total Project Cost:	\$750,000
14907	METRO METRO SERVICE AREA	LOCAL	---	---	\$200,000	\$200,000
10/1/2011	FURNITURE & EQUIPMENT (FY 2012)	YOE Cost:	---	---	\$200,000	\$200,000
					Total Project Cost:	\$200,000
14910	METRO METRO SERVICE AREA	LOCAL	---	---	\$3,000,000	\$3,000,000
10/1/2011	FUTURE PROJECTS (FACILITY UPGRADES) (FY 2012)	YOE Cost:	---	---	\$3,000,000	\$3,000,000
					Total Project Cost:	\$3,000,000
11482	METRO NORTHWEST TRANSIT CENTER	LOCAL	---	---	\$1,000,000	\$1,000,000
10/1/2011	IH-610/NORTHWEST TRANSIT CENTER RAMP PROVISIONS	YOE Cost:	---	---	\$1,000,000	\$1,000,000
					Total Project Cost:	\$1,000,000
14914	METRO METRO SERVICE AREA	LOCAL	---	---	\$30,000,000	\$30,000,000
10/1/2011	INFORMATION TECHNOLOGY SYSTEMS (FY 2012)	YOE Cost:	---	---	\$30,000,000	\$30,000,000
					Total Project Cost:	\$30,000,000
14917	METRO METRO SERVICE AREA	LOCAL	---	---	\$1,500,000	\$1,500,000
10/1/2011	ISD DEVELOPMENT PROJECTS (FY 2012)	YOE Cost:	---	---	\$1,500,000	\$1,500,000
					Total Project Cost:	\$1,500,000
14920	METRO METRO SERVICE AREA	LOCAL	---	---	\$7,000,000	\$7,000,000
10/1/2011	MAJOR FACILITIES REHABILITATION INITIATIVE (FY 2012)	YOE Cost:	---	---	\$7,000,000	\$7,000,000
					Total Project Cost:	\$7,000,000
11462	METRO EAST END CORRIDOR	LOCAL	---	---	\$100,000,000	\$100,000,000
10/1/2011	METRO SOLUTIONS EAST END CORRIDOR (FY 2012)	YOE Cost:	---	---	\$100,000,000	\$100,000,000
					Total Project Cost:	\$100,000,000
11472	METRO UPTOWN CORRIDOR	LOCAL	---	---	\$200,000,000	\$200,000,000
10/1/2011	METRO SOLUTIONS UPTOWN CORRIDOR (FY 2012)	YOE Cost:	---	---	\$200,000,000	\$200,000,000
					Total Project Cost:	\$200,000,000
14959	METRO METRO SERVICE AREA	LOCAL	---	---	\$600,000	\$600,000
10/1/2011	MISCELLANEOUS CORRIDOR PLANNING (FY 2012)	YOE Cost:	---	---	\$600,000	\$600,000
					Total Project Cost:	\$600,000
11796	METRO METRO SERVICE AREA	LOCAL	---	---	\$1,250,000	\$1,250,000
10/1/2011	PARK AND RIDE MODIFICATIONS (FY 2012)	YOE Cost:	---	---	\$1,250,000	\$1,250,000
					Total Project Cost:	\$1,250,000

**HOUSTON-GALVESTON MPO
2011-2014 TRANSPORTATION IMPROVEMENT PROGRAM
FY 2012 TRANSIT PROJECT LISTING**

FUNDING CATEGORY: LOCAL TRANSIT

HOUSTON UZA

MPO ID CSJ NUMBER LET DATE	SPONSOR LOCATION PROJECT NAME	Year of Expenditure (YOE) Project Cost Information:				
		Fund Cat	Federal	State	Local	Total
14930	METRO METRO SERVICE AREA	LOCAL	---	---	\$3,000,000	\$3,000,000
10/1/2011	RAIL SYSTEM UPGRADES (FY 2012)	YOE Cost:	---	---	\$3,000,000	\$3,000,000
					Total Project Cost:	\$3,000,000
14934	METRO METRO SERVICE AREA	LOCAL	---	---	\$2,500,000	\$2,500,000
10/1/2011	SUPPORT VEHICLES (FY 2012)	YOE Cost:	---	---	\$2,500,000	\$2,500,000
					Total Project Cost:	\$2,500,000
14937	METRO METRO SERVICE AREA	LOCAL	---	---	\$150,000	\$150,000
10/1/2011	SYSTEM ACCESSIBILITY (FY 2012)	YOE Cost:	---	---	\$150,000	\$150,000
					Total Project Cost:	\$150,000
11524	METRO METRO SERVICE AREA	LOCAL	---	---	\$7,000,000	\$7,000,000
10/1/2011	SYSTEM WIDE IT IMPROVEMENTS (FY 2012)	YOE Cost:	---	---	\$7,000,000	\$7,000,000
					Total Project Cost:	\$7,000,000
14940	METRO METRO SERVICE AREA	LOCAL	---	---	\$2,000,000	\$2,000,000
10/1/2011	TOOLS & EQUIPMENT (FY 2012)	YOE Cost:	---	---	\$2,000,000	\$2,000,000
					Total Project Cost:	\$2,000,000
11432	METRO METRO SERVICE AREA	LOCAL	---	---	\$1,800,000	\$1,800,000
10/1/2011	TRANSIT CENTER MODIFICATIONS (FY 2012)	YOE Cost:	---	---	\$1,800,000	\$1,800,000
					Total Project Cost:	\$1,800,000

**HOUSTON-GALVESTON MPO
2011-2014 TRANSPORTATION IMPROVEMENT PROGRAM
FY 2013 TRANSIT PROJECT LISTING**

FUNDING CATEGORY: CMAQ**HOUSTON UZA**

MPO ID CSJ NUMBER LET DATE	SPONSOR LOCATION PROJECT NAME	Year of Expenditure (YOE) Project Cost Information:				
		Fund Cat	Federal	State	Local	Total
11537	FORT BEND COUNTY	5	\$2,504,175	---	\$626,044	\$3,130,219
0912-34-147	WESTPARK TOLLWAY P&R					
9/1/2012	WESTPARK TOLLROAD PARK & RIDE					
		YOE Cost:	\$2,504,175	---	\$626,044	\$3,130,219
				Total Project Cost:		\$3,130,219

FUNDING CATEGORY: 5307**GALVESTON UZA**

MPO ID CSJ NUMBER LET DATE	SPONSOR LOCATION PROJECT NAME	Year of Expenditure (YOE) Project Cost Information:				
		Fund Cat	Federal	State	Local	Total
14829	ISLAND TRANSIT CITY OF GALVESTON	5307	\$240,000	---	\$60,000	\$300,000
10/1/2012	CAPITAL EXPENDITURES FOR PUBLIC TRANSPORTATION FOR CITY OF GALVESTON (FY 2013)					
		YOE Cost:	\$240,000	---	\$60,000	\$300,000
				Total Project Cost:		\$300,000
14832	ISLAND TRANSIT CITY OF GALVESTON	5307	\$1,162,551	\$458,596	\$703,955	\$2,325,102
10/1/2012	OPERATING EXPENDITURES FOR PUBLIC TRANSPORTATION FOR CITY OF GALVESTON (FY 2013)					
		YOE Cost:	\$1,162,551	\$458,596	\$703,955	\$2,325,102
				Total Project Cost:		\$2,325,102
14835	ISLAND TRANSIT CITY OF GALVESTON	5307	\$232,000	---	\$58,000	\$290,000
10/1/2012	PLANNING EXPENDITURES FOR PUBLIC TRANSPORTATION FOR CITY OF GALVESTON (FY 2013)					
		YOE Cost:	\$232,000	---	\$58,000	\$290,000
				Total Project Cost:		\$290,000

HOUSTON UZA

MPO ID CSJ NUMBER LET DATE	SPONSOR LOCATION PROJECT NAME	Year of Expenditure (YOE) Project Cost Information:				
		Fund Cat	Federal	State	Local	Total
14810	FORT BEND COUNTY FORT BEND COUNTY	5307	\$1,027,459	---	\$256,865	\$1,284,324
10/1/2012	CAPITAL EXPENDITURES FOR PUBLIC TRANSPORTATION FOR FORT BEND COUNTY METRO TRANSFER (FY 2013)					
		YOE Cost:	\$1,027,459	---	\$256,865	\$1,284,324
				Total Project Cost:		\$1,284,324
14813	FORT BEND COUNTY FORT BEND COUNTY	5307	\$1,149,769	---	\$1,149,769	\$2,299,538
10/1/2012	OPERATING EXPENDITURES FOR PUBLIC TRANSPORTATION FOR FORT BEND COUNTY (FY 2013)					
		YOE Cost:	\$1,149,769	---	\$1,149,769	\$2,299,538
				Total Project Cost:		\$2,299,538
14816	FORT BEND COUNTY FORT BEND COUNTY	5307	\$700,000	---	\$175,000	\$875,000
10/1/2012	PLANNING EXPENDITURES FOR PUBLIC TRANSPORTATION FOR FORT BEND COUNTY METRO TRANSFER (FY 2013)					
		YOE Cost:	\$700,000	---	\$175,000	\$875,000
				Total Project Cost:		\$875,000
14819	HARRIS COUNTY HARRIS COUNTY	5307	\$5,358,781	---	\$2,541,493	\$7,900,274
10/1/2012	CAPITAL, OPERATING & PLANNING EXPENDITURES FOR PUBLIC TRANSPORTATION FOR HARRIS COUNTY METRO TRANSFER (FY 2013)					
		YOE Cost:	\$5,358,781	---	\$2,541,493	\$7,900,274
				Total Project Cost:		\$7,900,274

**HOUSTON-GALVESTON MPO
2011-2014 TRANSPORTATION IMPROVEMENT PROGRAM
FY 2013 TRANSIT PROJECT LISTING**

FUNDING CATEGORY: 5307**HOUSTON UZA**

MPO ID CSJ NUMBER LET DATE	SPONSOR LOCATION PROJECT NAME	Year of Expenditure (YOE) Project Cost Information:				
		Fund Cat	Federal	State	Local	Total
14839	METRO METRO SERVICE AREA	5307	\$7,304,000	---	\$1,826,000	\$9,130,000
10/1/2012	ADA PARATRANSIT EXPENSE (FY 2011)	YOE Cost:	\$7,304,000	---	\$1,826,000	\$9,130,000
			Total Project Cost:			\$9,130,000
14896	METRO METRO SERVICE AREA	5307	\$24,000,000	---	\$6,000,000	\$30,000,000
10/1/2012	CAPITALIZED PREVENTATIVE MAINTENANCE (BUS & RAIL) (FY 2013)	YOE Cost:	\$24,000,000	---	\$6,000,000	\$30,000,000
			Total Project Cost:			\$30,000,000
14924	METRO METRO SERVICE AREA	5307	\$3,360,000	---	\$840,000	\$4,200,000
10/1/2012	METROLIFT VAN ACQUISITION (FY 2013)	YOE Cost:	\$3,360,000	---	\$840,000	\$4,200,000
			Total Project Cost:			\$7,400,000
14927	METRO METRO SERVICE AREA	5307	\$718,400	---	\$179,600	\$898,000
10/1/2012	PASSENGER SHELTERS & LIGHTING (FY 2013)	YOE Cost:	\$718,400	---	\$179,600	\$898,000
			Total Project Cost:			\$898,000
14966	METRO VARIOUS	5307	\$21,500,000	---	\$5,375,000	\$26,875,000
10/1/2012	REPLACEMENT BUSES (FY 2013)	YOE Cost:	\$21,500,000	---	\$5,375,000	\$26,875,000
			Total Project Cost:			\$100,000,000

LAKE JACKSON/ANGLETON UZA

MPO ID CSJ NUMBER LET DATE	SPONSOR LOCATION PROJECT NAME	Year of Expenditure (YOE) Project Cost Information:				
		Fund Cat	Federal	State	Local	Total
14766	GULF COAST CENTER LAKE JACKSON/ANGLETON	5307	\$60,000	\$23,140	\$1,860	\$85,000
10/1/2012	CAPITAL EXPENDITURES FOR PUBLIC TRANSPORTATION FOR LAKE JACKSON/ANGLETON (FY 2013)	YOE Cost:	\$60,000	\$23,140	\$1,860	\$85,000
			Total Project Cost:			\$85,000
14769	GULF COAST CENTER LAKE JACKSON/ANGLETON	5307	\$835,145	\$193,061	\$642,084	\$1,670,290
10/1/2012	OPERATING EXPENDITURES FOR PUBLIC TRANSPORTATION FOR LAKE JACKSON/ANGLETON (FY 2013)	YOE Cost:	\$835,145	\$193,061	\$642,084	\$1,670,290
			Total Project Cost:			\$1,670,290
14772	GULF COAST CENTER LAKE JACKSON/ANGLETON	5307	\$150,000	\$31,300	\$6,200	\$187,500
10/1/2012	PLANNING EXPENDITURES FOR PUBLIC TRANSPORTATION FOR LAKE JACKSON/ANGLETON (FY 2013)	YOE Cost:	\$150,000	\$31,300	\$6,200	\$187,500
			Total Project Cost:			\$187,500

TEXAS CITY/LAMARQUE UZA

MPO ID CSJ NUMBER LET DATE	SPONSOR LOCATION PROJECT NAME	Year of Expenditure (YOE) Project Cost Information:				
		Fund Cat	Federal	State	Local	Total
14775	GULF COAST CENTER TEXAS CITY/LA MARQUE	5307	\$75,000	\$6,140	\$12,610	\$93,750
10/1/2012	CAPITAL EXPENDITURES FOR CAPITAL COST OF CONTRACTING IN TEXAS CITY/LA MARQUE (FY 2013)	YOE Cost:	\$75,000	\$6,140	\$12,610	\$93,750
			Total Project Cost:			\$93,750

**HOUSTON-GALVESTON MPO
2011-2014 TRANSPORTATION IMPROVEMENT PROGRAM
FY 2013 TRANSIT PROJECT LISTING**

FUNDING CATEGORY: 5307**TEXAS CITY/LAMARQUE UZA**

MPO ID CSJ NUMBER LET DATE	SPONSOR LOCATION PROJECT NAME	Year of Expenditure (YOE) Project Cost Information:				
		Fund Cat	Federal	State	Local	Total
14778	GULF COAST CENTER TEXAS CITY/LA MARQUE	5307	\$1,036,979	\$224,550	\$812,429	\$2,073,958
10/1/2012	OPERATING EXPENDITURES FOR PUBLIC TRANSPORTATION IN TEXAS CITY/LA MARQUE (FY 2013)	YOE Cost:	\$1,036,979	\$224,550	\$812,429	\$2,073,958
			Total Project Cost:			\$2,073,958
14781	GULF COAST CENTER TEXAS CITY/LA MARQUE	5307	\$100,000	\$20,600	\$4,400	\$125,000
10/1/2012	PLANNING EXPENDITURES FOR PUBLIC TRANSPORTATION IN TEXAS CITY/LA MARQUE (FY 2013)	YOE Cost:	\$100,000	\$20,600	\$4,400	\$125,000
			Total Project Cost:			\$125,000

THE WOODLANDS UZA

MPO ID CSJ NUMBER LET DATE	SPONSOR LOCATION PROJECT NAME	Year of Expenditure (YOE) Project Cost Information:				
		Fund Cat	Federal	State	Local	Total
14792	THE DISTRICT (BRAZOS TRANSIT DISTRICT) THE WOODLANDS	5307	\$1,709,772	\$347,689	\$1,362,083	\$3,419,544
10/1/2012	OPERATING EXPENDITURES FOR PUBLIC TRANSPORTATION IN THE WOODLANDS (FY 2013)	YOE Cost:	\$1,709,772	\$347,689	\$1,362,083	\$3,419,544
			Total Project Cost:			\$3,419,544
14795	THE DISTRICT (BRAZOS TRANSIT DISTRICT) THE WOODLANDS	5307	---	\$70,000	---	\$70,000
10/1/2012	PLANNING EXPENDITURES FOR PUBLIC TRANSPORTATION IN THE WOODLANDS (FY 2013)	YOE Cost:	---	\$70,000	---	\$70,000
			Total Project Cost:			\$70,000

FUNDING CATEGORY: 5309**HOUSTON UZA**

MPO ID CSJ NUMBER LET DATE	SPONSOR LOCATION PROJECT NAME	Year of Expenditure (YOE) Project Cost Information:				
		Fund Cat	Federal	State	Local	Total
14899	METRO CLEAR LAKE PARK AND RIDE	5309	\$4,000,000	---	\$1,000,000	\$5,000,000
10/1/2012	CLEAR LAKE PARK AND RIDE (FY 2013)	YOE Cost:	\$4,000,000	---	\$1,000,000	\$5,000,000
			Total Project Cost:			\$5,000,000
14905	METRO METRO SERVICE AREA	5309	\$12,000,000	---	\$3,000,000	\$15,000,000
10/1/2012	FIXED GUIDEWAY MODERNIZATION (FY 2013)	YOE Cost:	\$12,000,000	---	\$3,000,000	\$15,000,000
			Total Project Cost:			\$15,000,000
14952	METRO METRO SERVICE AREA	5309	\$3,800,000	---	\$950,000	\$4,750,000
10/1/2012	FUTURE SIGNATURE BUS SERVICE ROUTES (FY 2013)	YOE Cost:	\$3,800,000	---	\$950,000	\$4,750,000
			Total Project Cost:			\$4,750,000
14495	METRO GRAND PARKWAY TRANSIT CENTER	5309	\$1,478,900	---	\$369,725	\$1,848,625
10/1/2012	GRAND PARKWAY TRANSIT CENTER	YOE Cost:	\$1,478,900	---	\$369,725	\$1,848,625
			Total Project Cost:			\$1,848,625
11451	METRO HILLCROFT TRANSIT CENTER	5309	\$7,159,069	---	\$1,789,767	\$8,948,836
10/1/2012	HILLCROFT TRANSIT CENTER AND MODIFICATIONS	YOE Cost:	\$7,159,069	---	\$1,789,767	\$8,948,836
			Total Project Cost:			\$8,948,836

**HOUSTON-GALVESTON MPO
2011-2014 TRANSPORTATION IMPROVEMENT PROGRAM
FY 2013 TRANSIT PROJECT LISTING**

FUNDING CATEGORY: 5309**HOUSTON UZA**

MPO ID CSJ NUMBER LET DATE	SPONSOR LOCATION PROJECT NAME	Year of Expenditure (YOE) Project Cost Information:				
		Fund Cat	Federal	State	Local	Total
14397	METRO UNIVERSITY CORRIDOR	5309	\$100,000,000	---	\$200,000,000	\$300,000,000
10/1/2012	METRO SOLUTIONS - UNIVERSITY CORRIDOR	YOE Cost:	\$100,000,000	---	\$200,000,000	\$300,000,000
				Total Project Cost:		\$300,000,000
11460	METRO NORTH CORRIDOR	5309	\$100,000,000	---	\$68,001,778	\$168,001,778
10/1/2012	METRO SOLUTIONS NORTH CORRIDOR	YOE Cost:	\$100,000,000	---	\$68,001,778	\$168,001,778
				Total Project Cost:		\$168,001,778
11515	METRO METRO SERVICE AREA	5309	\$12,000,000	---	\$3,000,000	\$15,000,000
10/1/2012	SIGNATURE BUS EXPRESS SERVICE ROUTES: TMC TRANSIT CENTER TO MAGNOLIA TO DENVER-HARBOR INCLUDING SHELTERS AND SIGNAGE	YOE Cost:	\$12,000,000	---	\$3,000,000	\$15,000,000
				Total Project Cost:		\$15,000,000
11464	METRO SOUTHEAST CORRIDOR	5309	\$100,000,000	---	\$82,870,889	\$182,870,889
10/1/2012	SOUTHEAST CORRIDOR	YOE Cost:	\$100,000,000	---	\$82,870,889	\$182,870,889
				Total Project Cost:		\$182,870,889

FUNDING CATEGORY: 5310**REGIONWIDE**

MPO ID CSJ NUMBER LET DATE	SPONSOR LOCATION PROJECT NAME	Year of Expenditure (YOE) Project Cost Information:				
		Fund Cat	Federal	State	Local	Total
15218	UNSPONSORED (TBD) HOUSTON-GALVESTON TRANSPORTATION	5310	\$1,296,823	---	---	\$1,296,823
10/1/2012	CAPITAL PROJECTS FOR THE ELDERLY AND DISABLED PROGRAM (FY 2013)	YOE Cost:	\$1,296,823	---	---	\$1,296,823
				Total Project Cost:		\$1,296,823

FUNDING CATEGORY: 5311**FRINGE**

MPO ID CSJ NUMBER LET DATE	SPONSOR LOCATION PROJECT NAME	Year of Expenditure (YOE) Project Cost Information:				
		Fund Cat	Federal	State	Local	Total
14804	FORT BEND COUNTY FORT BEND COUNTY	5311	\$119,870	\$37,662	\$124,763	\$282,295
10/1/2012	CAPITAL EXPENDITURES FOR RURAL/NON- URBANIZED PUBLIC TRANSPORTATION IN FORT BEND COUNTY (FY 2013)	YOE Cost:	\$119,870	\$37,662	\$124,763	\$282,295
				Total Project Cost:		\$282,295

RURAL

MPO ID CSJ NUMBER LET DATE	SPONSOR LOCATION PROJECT NAME	Year of Expenditure (YOE) Project Cost Information:				
		Fund Cat	Federal	State	Local	Total
14798	COLORADO VALLEY TRANSIT WALLER COUNTY	5311	\$105,379	\$99,346	\$99,392	\$304,117
10/1/2012	OPERATING EXPENDITURES FOR PUBLIC TRANSPORTATION IN WALLER COUNTY (FY 2013)	YOE Cost:	\$105,379	\$99,346	\$99,392	\$304,117
				Total Project Cost:		\$304,117

HOUSTON-GALVESTON MPO
2011-2014 TRANSPORTATION IMPROVEMENT PROGRAM
FY 2013 TRANSIT PROJECT LISTING

FUNDING CATEGORY: 5311**RURAL**

MPO ID CSJ NUMBER LET DATE	SPONSOR LOCATION PROJECT NAME	Year of Expenditure (YOE) Project Cost Information:				
		Fund Cat	Federal	State	Local	Total
14801	FORT BEND COUNTY FORT BEND COUNTY	5311	\$95,445	\$7,712	\$99,340	\$202,497
10/1/2012	ADMINISTRATIVE EXPENDITURES FOR RURAL/NON-URBANIZED PUBLIC TRANSPORTATION IN FORT BEND COUNTY (FY 2013)	YOE Cost:	\$95,445	\$7,712	\$99,340	\$202,497
				Total Project Cost:		\$202,497
14807	FORT BEND COUNTY FORT BEND COUNTY	5311	\$81,242	\$57,430	\$328,649	\$467,321
10/1/2012	OPERATING EXPENDITURES FOR RURAL/NON-URBANIZED PUBLIC TRANSPORTATION IN FORT BEND COUNTY (FY 2013)	YOE Cost:	\$81,242	\$57,430	\$328,649	\$467,321
				Total Project Cost:		\$467,321
14760	GULF COAST CENTER GALVESTON/BRAZORIA COUNTIES	5311	\$140,420	\$56,976	\$113,683	\$311,079
10/1/2012	ADMINISTRATIVE EXPENDITURES FOR RURAL/NON-URBANIZED PUBLIC TRANSPORTATION IN BRAZORIA & GALVESTON COUNTIES (FY 2013)	YOE Cost:	\$140,420	\$56,976	\$113,683	\$311,079
				Total Project Cost:		\$311,079
14757	GULF COAST CENTER GALVESTON/BRAZORIA COUNTIES	5311	\$34,000	\$34,707	\$50,000	\$118,707
10/1/2012	CAPITAL EXPENDITURES FOR RURAL/NON- URBANIZED PUBLIC TRANSPORTATION IN GALVESTON/BRAZORIA COUNTIES (FY 2013)	YOE Cost:	\$34,000	\$34,707	\$50,000	\$118,707
				Total Project Cost:		\$118,707
14763	GULF COAST CENTER GALVESTON/BRAZORIA COUNTIES	5311	\$103,360	\$165,803	\$64,044	\$333,207
10/1/2012	OPERATING EXPENDITURES FOR RURAL/NON-URBANIZED PUBLIC TRANSPORTATION IN GALVESTON/BRAZORIA COUNTIES (FY 2013)	YOE Cost:	\$103,360	\$165,803	\$64,044	\$333,207
				Total Project Cost:		\$333,207
14785	THE DISTRICT (BRAZOS TRANSIT DISTRICT) MONTGOMERY COUNTY	5311	\$45,452	\$11,362	---	\$56,814
10/1/2012	Admin expenditures for public transportation in Mongtomery County (FY 2013)	YOE Cost:	\$45,452	\$11,362	---	\$56,814
				Total Project Cost:		\$56,814
14789	THE DISTRICT (BRAZOS TRANSIT DISTRICT) MONTGOMERY COUNTY	5311	\$162,716	\$162,716	---	\$325,432
10/1/2012	OPERATING EXPENDITURES FOR PUBLIC TRANSPORTATION IN MONGTOMERY COUNTY (FY 2013)	YOE Cost:	\$162,716	\$162,716	---	\$325,432
				Total Project Cost:		\$325,433

FUNDING CATEGORY: 5316**HOUSTON UZA**

MPO ID CSJ NUMBER LET DATE	SPONSOR LOCATION PROJECT NAME	Year of Expenditure (YOE) Project Cost Information:				
		Fund Cat	Federal	State	Local	Total
14973	UNSPONSORED (TBD) N/A	5316	\$2,983,501	---	\$745,875	\$3,729,376
10/1/2012	JOB ACCESS AND REVERSE COMMUTE (JARC) FY 2013	YOE Cost:	\$2,983,501	---	\$745,875	\$3,729,376
				Total Project Cost:		\$3,729,376

**HOUSTON-GALVESTON MPO
2011-2014 TRANSPORTATION IMPROVEMENT PROGRAM
FY 2013 TRANSIT PROJECT LISTING**

FUNDING CATEGORY: 5317**HOUSTON UZA**

MPO ID CSJ NUMBER LET DATE	SPONSOR LOCATION PROJECT NAME	Year of Expenditure (YOE) Project Cost Information:				
		Fund Cat	Federal	State	Local	Total
14976	UNSPONSORED (TBD) N/A	5317	\$1,317,996	---	\$329,499	\$1,647,495
10/1/2012	NEW FREEDOM PROGRAM FY 2013	YOE Cost:	\$1,317,996	---	\$329,499	\$1,647,495
					Total Project Cost:	\$1,647,495

FUNDING CATEGORY: LOCAL TRANSIT**HOUSTON UZA**

MPO ID CSJ NUMBER LET DATE	SPONSOR LOCATION PROJECT NAME	Year of Expenditure (YOE) Project Cost Information:				
		Fund Cat	Federal	State	Local	Total
14945	METRO METRO SERVICE AREA	LOCAL	---	---	\$1,250,000	\$1,250,000
10/1/2012	ADA BUS STOP ACCESSIBILITY (FY 2013)	YOE Cost:	---	---	\$1,250,000	\$1,250,000
					Total Project Cost:	\$1,250,000
14337	METRO NORTHWEST TRANSIT CENTER	LOCAL	---	---	\$1,500,000	\$1,500,000
10/1/2012	ADVANCED HIGH CAPACITY TRANSIT IH 610 / NORTH WEST TRANSIT CENTER RAMP PROVISIONS (FY 2013)	YOE Cost:	---	---	\$1,500,000	\$1,500,000
					Total Project Cost:	\$1,500,000
14842	METRO METRO SERVICE AREA	LOCAL	---	---	\$40,000,000	\$40,000,000
10/1/2012	ALLOWANCE FOR CAPITAL CONTINGENCIES (FY 2013)	YOE Cost:	---	---	\$40,000,000	\$40,000,000
					Total Project Cost:	\$40,000,000
15202	METRO METRO SERVICE AREA	LOCAL	---	---	\$27,610,921	\$27,610,921
10/1/2012	BUS ACQUISITIONS (FY 2013) - LOCAL	YOE Cost:	---	---	\$27,610,921	\$27,610,921
					Total Project Cost:	\$27,610,921
14845	METRO METRO SERVICE AREA	LOCAL	---	---	\$10,000,000	\$10,000,000
10/1/2012	BUS IMPROVEMENT CAMPAIGNS (FY 2013)	YOE Cost:	---	---	\$10,000,000	\$10,000,000
					Total Project Cost:	\$10,000,000
14849	METRO METRO SERVICE AREA	LOCAL	---	---	\$500,000	\$500,000
10/1/2012	BUS PADS / BUS LANE PROGRAM (FY 2013)	YOE Cost:	---	---	\$500,000	\$500,000
					Total Project Cost:	\$500,000
14947	METRO METRO SERVICE AREA	LOCAL	---	---	\$1,000,000	\$1,000,000
10/1/2012	BUS PADS/BUS LANE IMPROVEMENTS (FY 2013)	YOE Cost:	---	---	\$1,000,000	\$1,000,000
					Total Project Cost:	\$1,000,000
14950	METRO METRO SERVICE AREA	LOCAL	---	---	\$750,000	\$750,000
10/1/2012	CURB/INTERSECTION IMPROVEMENTS (FY 2013)	YOE Cost:	---	---	\$750,000	\$750,000
					Total Project Cost:	\$750,000
14908	METRO METRO SERVICE AREA	LOCAL	---	---	\$200,000	\$200,000
10/1/2012	FURNITURE & EQUIPMENT (FY 2013)	YOE Cost:	---	---	\$200,000	\$200,000
					Total Project Cost:	\$200,000
14911	METRO METRO SERVICE AREA	LOCAL	---	---	\$3,000,000	\$3,000,000
10/1/2012	FUTURE PROJECTS (FACILITY UPGRADES) (FY 2013)	YOE Cost:	---	---	\$3,000,000	\$3,000,000
					Total Project Cost:	\$3,000,000

**HOUSTON-GALVESTON MPO
2011-2014 TRANSPORTATION IMPROVEMENT PROGRAM
FY 2013 TRANSIT PROJECT LISTING**

FUNDING CATEGORY: LOCAL TRANSIT**HOUSTON UZA**

MPO ID CSJ NUMBER LET DATE	SPONSOR LOCATION PROJECT NAME	Year of Expenditure (YOE) Project Cost Information:				
		Fund Cat	Federal	State	Local	Total
14915	METRO METRO SERVICE AREA	LOCAL	---	---	\$30,000,000	\$30,000,000
10/1/2012	INFORMATION TECHNOLOGY SYSTEMS (FY 2013)	YOE Cost:	---	---	\$30,000,000	\$30,000,000
					Total Project Cost:	\$30,000,000
14918	METRO METRO SERVICE AREA	LOCAL	---	---	\$1,500,000	\$1,500,000
10/1/2012	ISD DEVELOPMENT PROJECTS (FY 2013)	YOE Cost:	---	---	\$1,500,000	\$1,500,000
					Total Project Cost:	\$1,500,000
14921	METRO METRO SERVICE AREA	LOCAL	---	---	\$7,000,000	\$7,000,000
10/1/2012	MAJOR FACILITIES REHABILITATION INITIATIVE (FY 2013)	YOE Cost:	---	---	\$7,000,000	\$7,000,000
					Total Project Cost:	\$7,000,000
14960	METRO METRO SERVICE AREA	LOCAL	---	---	\$600,000	\$600,000
10/1/2012	METRO MISCELLANEOUS CORRIDOR PLANNING (FY 2013)	YOE Cost:	---	---	\$600,000	\$600,000
					Total Project Cost:	\$600,000
14955	METRO EAST END CORRIDOR	LOCAL	---	---	\$100,000,000	\$100,000,000
10/1/2012	METRO SOLUTIONS EAST END CORRIDOR (FY 2013)	YOE Cost:	---	---	\$100,000,000	\$100,000,000
					Total Project Cost:	\$100,000,000
11766	METRO UPTOWN CORRIDOR	LOCAL	---	---	\$200,000,000	\$200,000,000
10/1/2012	METRO SOLUTIONS UPTOWN CORRIDOR (FY 2013)	YOE Cost:	---	---	\$200,000,000	\$200,000,000
					Total Project Cost:	\$200,000,000
11792	METRO MIDTOWN P&R	LOCAL	---	---	\$20,000,000	\$20,000,000
9/1/2013	MIDTOWN P&R JOINT DEVELOPMENT PROJECT LOCATION TO BE DETERMINED (TBD)	YOE Cost:	---	---	\$20,000,000	\$20,000,000
					Total Project Cost:	\$20,000,000
14964	METRO METRO SERVICE AREA	LOCAL	---	---	\$1,250,000	\$1,250,000
10/1/2012	PARK AND RIDE MODIFICATIONS (FY 2013)	YOE Cost:	---	---	\$1,250,000	\$1,250,000
					Total Project Cost:	\$1,250,000
14931	METRO METRO SERVICE AREA	LOCAL	---	---	\$3,000,000	\$3,000,000
10/1/2012	RAIL SYSTEM UPGRADES (FY 2013)	YOE Cost:	---	---	\$3,000,000	\$3,000,000
					Total Project Cost:	\$3,000,000
11803	METRO SH 288	LOCAL	---	---	\$10,000,000	\$10,000,000
10/1/2012	SOUTH FREEWAY TRANSIT CENTER	YOE Cost:	---	---	\$10,000,000	\$10,000,000
					Total Project Cost:	\$10,000,000
14935	METRO METRO SERVICE AREA	LOCAL	---	---	\$2,500,000	\$2,500,000
10/1/2012	SUPPORT VEHICLES (FY 2013)	YOE Cost:	---	---	\$2,500,000	\$2,500,000
					Total Project Cost:	\$2,500,000
14938	METRO METRO SERVICE AREA	LOCAL	---	---	\$150,000	\$150,000
10/1/2012	SYSTEM ACCESSIBILITY (FY 2013)	YOE Cost:	---	---	\$150,000	\$150,000
					Total Project Cost:	\$150,000

**HOUSTON-GALVESTON MPO
2011-2014 TRANSPORTATION IMPROVEMENT PROGRAM
FY 2013 TRANSIT PROJECT LISTING**

FUNDING CATEGORY: LOCAL TRANSIT

HOUSTON UZA

MPO ID CSJ NUMBER LET DATE	SPONSOR LOCATION PROJECT NAME	Year of Expenditure (YOE) Project Cost Information:				
		Fund Cat	Federal	State	Local	Total
14968	METRO VARIOUS	LOCAL	---	---	\$7,000,000	\$7,000,000
10/1/2012	SYSTEM-WIDE ITS IMPROVEMENTS (FY 2013)	YOE Cost:	---	---	\$7,000,000	\$7,000,000
				Total Project Cost:		\$7,000,000
14941	METRO METRO SERVICE AREA	LOCAL	---	---	\$2,000,000	\$2,000,000
10/1/2012	TOOLS & EQUIPMENT (FY 2013)	YOE Cost:	---	---	\$2,000,000	\$2,000,000
				Total Project Cost:		\$2,000,000
14970	METRO METRO SERVICE AREA	LOCAL	---	---	\$1,800,000	\$1,800,000
10/1/2012	TRANSIT CENTER MODIFICATIONS (FY 2013)	YOE Cost:	---	---	\$1,800,000	\$1,800,000
				Total Project Cost:		\$1,800,000

**HOUSTON-GALVESTON MPO
2011-2014 TRANSPORTATION IMPROVEMENT PROGRAM
FY 2014 TRANSIT PROJECT LISTING**

FUNDING CATEGORY: CMAQ**THE WOODLANDS UZA**

MPO ID CSJ NUMBER LET DATE	SPONSOR LOCATION PROJECT NAME	Year of Expenditure (YOE) Project Cost Information:				
		Fund Cat	Federal	State	Local	Total
13671	THE DISTRICT (BRAZOS TRANSIT DISTRICT)	5	\$2,070,639	---	\$517,660	\$2,588,299
0912-37-190	WOODLANDS TOWN CENTER TRANSIT TER	OCAL CONT	---	---	\$1,351,972	\$1,351,972
10/1/2013	CONSTRUCT 250 SPACE INTERMODAL TERMINAL/P&R TO SERVE EXPRESS BUS FROM WOODLANDS TOWN CENTER TRANSIT CORRIDOR AND INTERFACE OF OTHER FUTURE TRANSIT MODES (BRT, LIGHT RAIL, ETC), AS WELL AS SERVE THE WOODLANDS TOWN CENTER TRANSIT CORRIDOR.	YOE Cost:	\$2,070,639	---	\$1,869,632	\$3,940,271
					Total Project Cost:	\$4,231,850

FUNDING CATEGORY: STP-MM**HOUSTON UZA**

MPO ID CSJ NUMBER LET DATE	SPONSOR LOCATION PROJECT NAME	Year of Expenditure (YOE) Project Cost Information:				
		Fund Cat	Federal	State	Local	Total
13517	METRO	7	\$13,993,932	---	\$3,498,483	\$17,492,415
0912-71-044	INTERMODAL TERMINAL					
9/1/2013	CONSTRUCT INTERMODAL TRANSIT TERMINAL	YOE Cost:	\$13,993,932	---	\$3,498,483	\$17,492,415
					Total Project Cost:	\$17,492,415

FUNDING CATEGORY: 5307**GALVESTON UZA**

MPO ID CSJ NUMBER LET DATE	SPONSOR LOCATION PROJECT NAME	Year of Expenditure (YOE) Project Cost Information:				
		Fund Cat	Federal	State	Local	Total
14830	ISLAND TRANSIT CITY OF GALVESTON	5307	\$240,000	---	\$60,000	\$300,000
10/1/2013	CAPITAL EXPENDITURES FOR PUBLIC TRANSPORTATION FOR CITY OF GALVESTON (FY 2014)	YOE Cost:	\$240,000	---	\$60,000	\$300,000
					Total Project Cost:	\$300,000
14833	ISLAND TRANSIT CITY OF GALVESTON	5307	\$1,162,551	\$458,596	\$703,955	\$2,325,102
10/1/2013	OPERATING EXPENDITURES FOR PUBLIC TRANSPORTATION FOR CITY OF GALVESTON (FY 2014)	YOE Cost:	\$1,162,551	\$458,596	\$703,955	\$2,325,102
					Total Project Cost:	\$2,325,102
14836	ISLAND TRANSIT CITY OF GALVESTON	5307	\$232,000	---	\$58,000	\$290,000
10/1/2013	PLANNING EXPENDITURES FOR PUBLIC TRANSPORTATION FOR CITY OF GALVESTON (FY 2014)	YOE Cost:	\$232,000	---	\$58,000	\$290,000
					Total Project Cost:	\$290,000

HOUSTON UZA

MPO ID CSJ NUMBER LET DATE	SPONSOR LOCATION PROJECT NAME	Year of Expenditure (YOE) Project Cost Information:				
		Fund Cat	Federal	State	Local	Total
14811	FORT BEND COUNTY FORT BEND COUNTY	5307	\$1,027,459	---	\$256,865	\$1,284,324
10/1/2013	CAPITAL EXPENDITURES FOR PUBLIC TRANSPORTATION FOR FORT BEND COUNTY METRO TRANSFER (FY 2014)	YOE Cost:	\$1,027,459	---	\$256,865	\$1,284,324
					Total Project Cost:	\$1,284,324

**HOUSTON-GALVESTON MPO
2011-2014 TRANSPORTATION IMPROVEMENT PROGRAM
FY 2014 TRANSIT PROJECT LISTING**

FUNDING CATEGORY: 5307**HOUSTON UZA**

MPO ID CSJ NUMBER LET DATE	SPONSOR LOCATION PROJECT NAME	Year of Expenditure (YOE) Project Cost Information:				
		Fund Cat	Federal	State	Local	Total
14814	FORT BEND COUNTY FORT BEND COUNTY	5307	\$1,149,769	---	\$1,149,769	\$2,299,538
10/1/2013	OPERATING EXPENDITURES FOR PUBLIC TRANSPORTATION FOR FORT BEND COUNTY (FY 2014)	YOE Cost:	\$1,149,769	---	\$1,149,769	\$2,299,538
				Total Project Cost:		\$2,299,538
14817	FORT BEND COUNTY FORT BEND COUNTY	5307	\$700,000	---	\$175,000	\$875,000
10/1/2013	PLANNING EXPENDITURES FOR PUBLIC TRANSPORTATION FOR FORT BEND COUNTY METRO TRANSFER (FY 2014)	YOE Cost:	\$700,000	---	\$175,000	\$875,000
				Total Project Cost:		\$875,000
14820	HARRIS COUNTY HARRIS COUNTY	5307	\$5,488,793	---	\$2,814,814	\$8,303,607
10/1/2013	CAPITAL, OPERATING & PLANNING EXPENDITURES FOR PUBLIC TRANSPORTATION FOR HARRIS COUNTY METRO TRANSFER (FY 2014)	YOE Cost:	\$5,488,793	---	\$2,814,814	\$8,303,607
				Total Project Cost:		\$8,303,607
14840	METRO METRO SERVICE AREA	5307	\$7,448,000	---	\$1,862,000	\$9,310,000
10/1/2013	ADA PARATRANSIT EXPENSE (FY 2014)	YOE Cost:	\$7,448,000	---	\$1,862,000	\$9,310,000
				Total Project Cost:		\$9,310,000
14897	METRO METRO SERVICE AREA	5307	\$24,000,000	---	\$6,000,000	\$30,000,000
10/1/2013	CAPITALIZED PREVENTATIVE MAINTENANCE (BUS & RAIL) (FY 2014)	YOE Cost:	\$24,000,000	---	\$6,000,000	\$30,000,000
				Total Project Cost:		\$30,000,000
14925	METRO METRO SERVICE AREA	5307	\$3,360,000	---	\$840,000	\$4,200,000
10/1/2013	METROLIFT VAN ACQUISITION (FY 2014)	YOE Cost:	\$3,360,000	---	\$840,000	\$4,200,000
				Total Project Cost:		\$4,200,000
14928	METRO METRO SERVICE AREA	5307	\$732,800	---	\$183,200	\$916,000
10/1/2013	PASSENGER SHELTERS & LIGHTING (FY 2014)	YOE Cost:	\$732,800	---	\$183,200	\$916,000
				Total Project Cost:		\$916,000
14967	METRO VARIOUS	5307	\$24,000,000	---	\$6,000,000	\$30,000,000
10/1/2013	REPLACEMENT BUSES (FY 2014)	YOE Cost:	\$24,000,000	---	\$6,000,000	\$30,000,000
				Total Project Cost:		\$100,000,000

LAKE JACKSON/ANGLETON UZA

MPO ID CSJ NUMBER LET DATE	SPONSOR LOCATION PROJECT NAME	Year of Expenditure (YOE) Project Cost Information:				
		Fund Cat	Federal	State	Local	Total
14767	GULF COAST CENTER LAKE JACKSON/ANGLETON	5307	\$60,000	\$23,140	\$1,860	\$85,000
10/1/2013	CAPITAL EXPENDITURES FOR PUBLIC TRANSPORTATION FOR LAKE JACKSON/ANGLETON (FY 2014)	YOE Cost:	\$60,000	\$23,140	\$1,860	\$85,000
				Total Project Cost:		\$85,000
14770	GULF COAST CENTER LAKE JACKSON/ANGLETON	5307	\$835,145	\$193,061	\$642,084	\$1,670,290
10/1/2013	OPERATING EXPENDITURES FOR PUBLIC TRANSPORTATION FOR LAKE JACKSON/ANGLETON (FY 2014)	YOE Cost:	\$835,145	\$193,061	\$642,084	\$1,670,290
				Total Project Cost:		\$1,670,290

**HOUSTON-GALVESTON MPO
2011-2014 TRANSPORTATION IMPROVEMENT PROGRAM
FY 2014 TRANSIT PROJECT LISTING**

FUNDING CATEGORY: 5307**LAKE JACKSON/ANGLETON UZA**

MPO ID CSJ NUMBER LET DATE	SPONSOR LOCATION PROJECT NAME	Year of Expenditure (YOE) Project Cost Information:				
		Fund Cat	Federal	State	Local	Total
14773	GULF COAST CENTER LAKE JACKSON/ANGLETON	5307	\$150,000	\$31,300	\$6,200	\$187,500
10/1/2013	PLANNING EXPENDITURES FOR PUBLIC TRANSPORTATION FOR LAKE JACKSON/ANGLETON (FY 2014)	YOE Cost:	\$150,000	\$31,300	\$6,200	\$187,500
				Total Project Cost:		\$187,500

TEXAS CITY/LAMARQUE UZA

MPO ID CSJ NUMBER LET DATE	SPONSOR LOCATION PROJECT NAME	Year of Expenditure (YOE) Project Cost Information:				
		Fund Cat	Federal	State	Local	Total
14776	GULF COAST CENTER TEXAS CITY/LA MARQUE	5307	\$75,000	\$6,140	\$12,610	\$93,750
10/1/2013	CAPITAL EXPENDITURES FOR CAPITAL COST OF CONTRACTING IN TEXAS CITY/LA MARQUE (FY 2014)	YOE Cost:	\$75,000	\$6,140	\$12,610	\$93,750
				Total Project Cost:		\$93,750
14779	GULF COAST CENTER TEXAS CITY/LA MARQUE	5307	\$1,036,979	\$224,550	\$812,429	\$2,073,958
10/1/2013	OPERATING EXPENDITURES FOR PUBLIC TRANSPORTATION IN TEXAS CITY/LA MARQUE (FY 2014)	YOE Cost:	\$1,036,979	\$224,550	\$812,429	\$2,073,958
				Total Project Cost:		\$2,073,958
14782	GULF COAST CENTER TEXAS CITY/LA MARQUE	5307	\$100,000	\$20,600	\$4,400	\$125,000
10/1/2013	PLANNING EXPENDITURES FOR PUBLIC TRANSPORTATION IN TEXAS CITY/LA MARQUE (FY 2014)	YOE Cost:	\$100,000	\$20,600	\$4,400	\$125,000
				Total Project Cost:		\$125,000

THE WOODLANDS UZA

MPO ID CSJ NUMBER LET DATE	SPONSOR LOCATION PROJECT NAME	Year of Expenditure (YOE) Project Cost Information:				
		Fund Cat	Federal	State	Local	Total
14793	THE DISTRICT (BRAZOS TRANSIT DISTRICT) THE WOODLANDS	5307	\$1,709,772	\$347,689	\$1,362,083	\$3,419,544
10/1/2013	OPERATING EXPENDITURES FOR PUBLIC TRANSPORTATION IN THE WOODLANDS (FY 2014)	YOE Cost:	\$1,709,772	\$347,689	\$1,362,083	\$3,419,544
				Total Project Cost:		\$3,419,544
14796	THE DISTRICT (BRAZOS TRANSIT DISTRICT) THE WOODLANDS	5307	---	\$70,000	---	\$70,000
10/1/2013	PLANNING EXPENDITURES FOR PUBLIC TRANSPORTATION IN THE WOODLANDS (FY 2014)	YOE Cost:	---	\$70,000	---	\$70,000
				Total Project Cost:		\$70,000

FUNDING CATEGORY: 5309**HOUSTON UZA**

MPO ID CSJ NUMBER LET DATE	SPONSOR LOCATION PROJECT NAME	Year of Expenditure (YOE) Project Cost Information:				
		Fund Cat	Federal	State	Local	Total
14906	METRO METRO SERVICE AREA	5309	\$12,000,000	---	\$3,000,000	\$15,000,000
10/1/2013	FIXED GUIDEWAY MODERNIZATION (FY 2014)	YOE Cost:	\$12,000,000	---	\$3,000,000	\$15,000,000
				Total Project Cost:		\$15,000,000

**HOUSTON-GALVESTON MPO
2011-2014 TRANSPORTATION IMPROVEMENT PROGRAM
FY 2014 TRANSIT PROJECT LISTING**

FUNDING CATEGORY: 5309**HOUSTON UZA**

MPO ID CSJ NUMBER LET DATE	SPONSOR LOCATION PROJECT NAME	Year of Expenditure (YOE) Project Cost Information:				
		Fund Cat	Federal	State	Local	Total
11445	METRO	5309	\$9,528,986	---	\$2,382,246	\$11,911,232
10/1/2013	FUQUA P&R FUQUA & SOUTH POINT P&R RAMP MODIFICATION	YOE Cost:	\$9,528,986	---	\$2,382,246	\$11,911,232
					Total Project Cost:	\$11,911,232
14953	METRO	5309	\$3,800,000	---	\$950,000	\$4,750,000
10/1/2013	METRO SERVICE AREA FUTURE SIGNATURE BUS SERVICE ROUTES (FY 2014)	YOE Cost:	\$3,800,000	---	\$950,000	\$4,750,000
					Total Project Cost:	\$4,750,000
14496	METRO	5309	\$1,042,400	---	\$260,600	\$1,303,000
10/1/2013	GRAND PARKWAY TRANSIT CENTER GRAND PARKWAY TRANSIT CENTER (FY 2014)	YOE Cost:	\$1,042,400	---	\$260,600	\$1,303,000
					Total Project Cost:	\$1,303,000
14954	METRO	5309	\$100,000,000	---	\$200,000,000	\$300,000,000
10/1/2013	UNIVERSITY CORRIDOR METRO SOLUTIONS - UNIVERSITY CORRIDOR (FY 2014)	YOE Cost:	\$100,000,000	---	\$200,000,000	\$300,000,000
					Total Project Cost:	\$300,000,000
14956	METRO	5309	\$100,000,000	---	\$22,063,027	\$122,063,027
10/1/2013	NORTH CORRIDOR METRO SOLUTIONS NORTH CORRIDOR (FY 2014)	YOE Cost:	\$100,000,000	---	\$22,063,027	\$122,063,027
					Total Project Cost:	\$122,063,027
14957	METRO	5309	\$100,000,000	---	\$30,653,656	\$130,653,656
10/1/2013	SOUTHEAST CORRIDOR METRO SOLUTIONS SOUTHEAST CORRIDOR (FY 2014)	YOE Cost:	\$100,000,000	---	\$30,653,656	\$130,653,656
					Total Project Cost:	\$130,653,656
11801	METRO	5309	\$96,000,000	---	\$24,000,000	\$120,000,000
0050-08-089	US 290					
10/1/2013	NORTHWEST HOV LANE EXTENSION	YOE Cost:	\$96,000,000	---	\$24,000,000	\$120,000,000
					Total Project Cost:	\$120,000,000
11720	METRO	5309	\$12,000,000	---	\$3,000,000	\$15,000,000
10/1/2013	UPTOWN ROUTE SIGNATURE BUS EXPRESS SERVICE ROUTES: UPTOWN INCLUDING SHELTERS AND SIGNAGE	YOE Cost:	\$12,000,000	---	\$3,000,000	\$15,000,000
					Total Project Cost:	\$15,000,000
14943	METRO	5309	\$20,000,000	---	\$5,000,000	\$25,000,000
10/1/2013	WHEELER INTERMODAL TERMINAL WHEELER INTERMODAL TERMINAL	YOE Cost:	\$20,000,000	---	\$5,000,000	\$25,000,000
					Total Project Cost:	\$25,000,000

FUNDING CATEGORY: 5310**REGIONWIDE**

MPO ID CSJ NUMBER LET DATE	SPONSOR LOCATION PROJECT NAME	Year of Expenditure (YOE) Project Cost Information:				
		Fund Cat	Federal	State	Local	Total
15219	UNSPONSORED (TBD)	5310	\$1,296,823	---	---	\$1,296,823
10/1/2013	HOUSTON-GALVESTON TRANSPORTATION CAPITAL PROJECTS FOR THE ELDERLY AND DISABLED PROGRAM (FY 2014)	YOE Cost:	\$1,296,823	---	---	\$1,296,823
					Total Project Cost:	\$1,296,823

**HOUSTON-GALVESTON MPO
2011-2014 TRANSPORTATION IMPROVEMENT PROGRAM
FY 2014 TRANSIT PROJECT LISTING**

FUNDING CATEGORY: 5311**RURAL**

MPO ID CSJ NUMBER LET DATE	SPONSOR LOCATION PROJECT NAME	Year of Expenditure (YOE) Project Cost Information:				
		Fund Cat	Federal	State	Local	Total
14799	COLORADO VALLEY TRANSIT WALLER COUNTY	5311	\$105,379	\$99,346	\$99,392	\$304,117
10/1/2013	OPERATING EXPENDITURES FOR PUBLIC TRANSPORTATION IN WALLER COUNTY (FY 2014)	YOE Cost:	\$105,379	\$99,346	\$99,392	\$304,117
				Total Project Cost:		\$304,117
14802	FORT BEND COUNTY FORT BEND COUNTY	5311	\$95,445	\$7,712	\$99,340	\$202,497
10/1/2013	ADMINISTRATIVE EXPENDITURES FOR RURAL/NON-URBANIZED PUBLIC TRANSPORTATION IN FORT BEND COUNTY (FY 2014)	YOE Cost:	\$95,445	\$7,712	\$99,340	\$202,497
				Total Project Cost:		\$202,497
14805	FORT BEND COUNTY FORT BEND COUNTY	5311	\$119,870	\$37,662	\$124,763	\$282,295
10/1/2013	CAPITAL EXPENDITURES FOR RURAL/NON- URBANIZED PUBLIC TRANSPORTATION IN FORT BEND COUNTY (FY 2014)	YOE Cost:	\$119,870	\$37,662	\$124,763	\$282,295
				Total Project Cost:		\$282,295
14808	FORT BEND COUNTY FORT BEND COUNTY	5311	\$81,242	\$57,430	\$328,649	\$467,321
10/1/2013	OPERATING EXPENDITURES FOR RURAL/NON-URBANIZED PUBLIC TRANSPORTATION IN FORT BEND COUNTY (FY 2014)	YOE Cost:	\$81,242	\$57,430	\$328,649	\$467,321
				Total Project Cost:		\$467,321
14761	GULF COAST CENTER GALVESTON/BRAZORIA COUNTIES	5311	\$140,420	\$56,976	\$113,683	\$311,079
10/1/2013	ADMINISTRATIVE EXPENDITURES FOR RURAL/NON-URBANIZED PUBLIC TRANSPORTATION IN BRAZORIA & GALVESTON COUNTIES (FY 2014)	YOE Cost:	\$140,420	\$56,976	\$113,683	\$311,079
				Total Project Cost:		\$311,079
14758	GULF COAST CENTER GALVESTON/BRAZORIA COUNTIES	5311	\$34,000	\$34,707	\$50,000	\$118,707
10/1/2013	CAPITAL EXPENDITURES FOR RURAL/NON- URBANIZED PUBLIC TRANSPORTATION IN GALVESTON/BRAZORIA COUNTIES (FY 2014)	YOE Cost:	\$34,000	\$34,707	\$50,000	\$118,707
				Total Project Cost:		\$118,707
14764	GULF COAST CENTER GALVESTON/BRAZORIA COUNTIES	5311	\$103,360	\$165,803	\$64,044	\$333,207
10/1/2013	OPERATING EXPENDITURES FOR RURAL/NON-URBANIZED PUBLIC TRANSPORTATION IN GALVESTON/BRAZORIA COUNTIES (FY 2014)	YOE Cost:	\$103,360	\$165,803	\$64,044	\$333,207
				Total Project Cost:		\$333,207
14786	THE DISTRICT (BRAZOS TRANSIT DISTRICT) MONTGOMERY COUNTY	5311	\$45,452	\$11,362	---	\$56,814
10/1/2013	Admin expenditures for public transportation in Montgomery County (FY 2014)	YOE Cost:	\$45,452	\$11,362	---	\$56,814
				Total Project Cost:		\$56,814
14790	THE DISTRICT (BRAZOS TRANSIT DISTRICT) MONTGOMERY COUNTY	5311	\$162,716	\$162,716	---	\$325,432
10/1/2013	OPERATING EXPENDITURES FOR PUBLIC TRANSPORTATION IN MONGTOMERY COUNTY (FY 2014)	YOE Cost:	\$162,716	\$162,716	---	\$325,432
				Total Project Cost:		\$325,433

**HOUSTON-GALVESTON MPO
2011-2014 TRANSPORTATION IMPROVEMENT PROGRAM
FY 2014 TRANSIT PROJECT LISTING**

FUNDING CATEGORY: 5316**HOUSTON UZA**

MPO ID CSJ NUMBER LET DATE	SPONSOR LOCATION PROJECT NAME	Year of Expenditure (YOE) Project Cost Information:				
		Fund Cat	Federal	State	Local	Total
14974	UNSPONSORED (TBD) N/A	5316	\$2,983,501	---	\$745,875	\$3,729,376
10/1/2013	JOB ACCESS AND REVERSE COMMUTE (JARC) FY 2014	YOE Cost:	\$2,983,501	---	\$745,875	\$3,729,376
					Total Project Cost:	\$3,729,376

FUNDING CATEGORY: 5317**HOUSTON UZA**

MPO ID CSJ NUMBER LET DATE	SPONSOR LOCATION PROJECT NAME	Year of Expenditure (YOE) Project Cost Information:				
		Fund Cat	Federal	State	Local	Total
14977	UNSPONSORED (TBD) N/A	5317	\$1,317,996	---	\$329,499	\$1,647,495
10/1/2013	NEW FREEDOM PROGRAM FY 2014	YOE Cost:	\$1,317,996	---	\$329,499	\$1,647,495
					Total Project Cost:	\$1,647,495

FUNDING CATEGORY: LOCAL TRANSIT**HOUSTON UZA**

MPO ID CSJ NUMBER LET DATE	SPONSOR LOCATION PROJECT NAME	Year of Expenditure (YOE) Project Cost Information:				
		Fund Cat	Federal	State	Local	Total
14946	METRO METRO SERVICE AREA	LOCAL	---	---	\$1,250,000	\$1,250,000
10/1/2013	ADA BUS STOP ACCESSIBILITY (FY 2014)	YOE Cost:	---	---	\$1,250,000	\$1,250,000
					Total Project Cost:	\$1,250,000
14456	METRO NORTHWEST TRANSIT CENTER	LOCAL	---	---	\$1,500,000	\$1,500,000
10/1/2013	ADVANCED HIGH CAPACITY TRANSIT IH 610/NORTH WEST TRANSIT CENTER RAMP PROVISIONS (FY 2014)	YOE Cost:	---	---	\$1,500,000	\$1,500,000
					Total Project Cost:	\$1,500,000
14843	METRO METRO SERVICE AREA	LOCAL	---	---	\$40,000,000	\$40,000,000
10/1/2013	ALLOWANCE FOR CAPITAL CONTINGENCIES (FY 2014)	YOE Cost:	---	---	\$40,000,000	\$40,000,000
					Total Project Cost:	\$40,000,000
15203	METRO METRO SERVICE AREA	LOCAL	---	---	\$25,826,274	\$25,826,274
10/1/2013	BUS ACQUISITIONS (FY 2014) - LOCAL	YOE Cost:	---	---	\$25,826,274	\$25,826,274
					Total Project Cost:	\$25,826,274
14846	METRO METRO SERVICE AREA	LOCAL	---	---	\$10,000,000	\$10,000,000
10/1/2013	BUS IMPROVEMENT CAMPAIGNS (FY 2014)	YOE Cost:	---	---	\$10,000,000	\$10,000,000
					Total Project Cost:	\$10,000,000
14850	METRO METRO SERVICE AREA	LOCAL	---	---	\$500,000	\$500,000
10/1/2013	BUS PADS / BUS LANE PROGRAM (FY 2014)	YOE Cost:	---	---	\$500,000	\$500,000
					Total Project Cost:	\$500,000
14948	METRO METRO SERVICE AREA	LOCAL	---	---	\$1,000,000	\$1,000,000
10/1/2013	BUS PADS/BUS LANE IMPROVEMENTS (FY 2014)	YOE Cost:	---	---	\$1,000,000	\$1,000,000
					Total Project Cost:	\$1,000,000

**HOUSTON-GALVESTON MPO
2011-2014 TRANSPORTATION IMPROVEMENT PROGRAM
FY 2014 TRANSIT PROJECT LISTING**

FUNDING CATEGORY: LOCAL TRANSIT**HOUSTON UZA**

MPO ID CSJ NUMBER LET DATE	SPONSOR LOCATION PROJECT NAME	Year of Expenditure (YOE) Project Cost Information:				
		Fund Cat	Federal	State	Local	Total
11455	METRO CINCO RANCH PARK & RIDE	LOCAL	---	---	\$20,000,000	\$20,000,000
10/1/2013	CINCO RANCH PARK & RIDE	YOE Cost:	---	---	\$20,000,000	\$20,000,000
					Total Project Cost:	\$20,000,000
14951	METRO METRO SERVICE AREA	LOCAL	---	---	\$750,000	\$750,000
10/1/2013	CURB/INTERSECTION IMPROVEMENTS (FY 2014)	YOE Cost:	---	---	\$750,000	\$750,000
					Total Project Cost:	\$750,000
11505	METRO DICKINSON P&R	LOCAL	---	---	\$20,000,000	\$20,000,000
10/1/2013	DICKINSON PARK & RIDE OUTSIDE SERVICE AREA	YOE Cost:	---	---	\$20,000,000	\$20,000,000
					Total Project Cost:	\$20,000,000
14909	METRO METRO SERVICE AREA	LOCAL	---	---	\$200,000	\$200,000
10/1/2013	FURNITURE & EQUIPMENT (FY 2014)	YOE Cost:	---	---	\$200,000	\$200,000
					Total Project Cost:	\$20,000
14912	METRO METRO SERVICE AREA	LOCAL	---	---	\$3,000,000	\$3,000,000
10/1/2013	FUTURE PROJECTS (FACILITY UPGRADES) (FY 2014)	YOE Cost:	---	---	\$3,000,000	\$3,000,000
					Total Project Cost:	\$3,000,000
14916	METRO METRO SERVICE AREA	LOCAL	---	---	\$30,000,000	\$30,000,000
10/1/2013	INFORMATION TECHNOLOGY SYSTEMS (FY 2014)	YOE Cost:	---	---	\$30,000,000	\$30,000,000
					Total Project Cost:	\$30,000,000
14919	METRO METRO SERVICE AREA	LOCAL	---	---	\$1,500,000	\$1,500,000
10/1/2013	ISD DEVELOPMENT PROJECTS (FY 2014)	YOE Cost:	---	---	\$1,500,000	\$1,500,000
					Total Project Cost:	\$1,500,000
14922	METRO METRO SERVICE AREA	LOCAL	---	---	\$7,000,000	\$7,000,000
10/1/2013	MAJOR FACILITIES REHABILITATION INITIATIVE (FY 2014)	YOE Cost:	---	---	\$7,000,000	\$7,000,000
					Total Project Cost:	\$7,000,000
14961	METRO METRO SERVICE AREA	LOCAL	---	---	\$600,000	\$600,000
10/1/2013	METRO MISCELLANEOUS CORRIDOR PLANNING (FY 2014)	YOE Cost:	---	---	\$600,000	\$600,000
					Total Project Cost:	\$600,000
11468	METRO EAST END CORRIDOR	LOCAL	---	---	\$100,000,000	\$100,000,000
10/1/2013	METRO SOLUTIONS EAST END CORRIDOR (FY 2014)	YOE Cost:	---	---	\$100,000,000	\$100,000,000
					Total Project Cost:	\$100,000,000
14958	METRO UPTOWN CORRIDOR	LOCAL	---	---	\$200,000,000	\$200,000,000
10/1/2013	METRO SOLUTIONS UPTOWN CORRIDOR (FY 2014)	YOE Cost:	---	---	\$200,000,000	\$200,000,000
					Total Project Cost:	\$200,000,000
14965	METRO METRO SERVICE AREA	LOCAL	---	---	\$1,250,000	\$1,250,000
10/1/2013	PARK AND RIDE MODIFICATIONS (FY 2014)	YOE Cost:	---	---	\$1,250,000	\$1,250,000
					Total Project Cost:	\$1,250,000

**HOUSTON-GALVESTON MPO
2011-2014 TRANSPORTATION IMPROVEMENT PROGRAM
FY 2014 TRANSIT PROJECT LISTING**

FUNDING CATEGORY: LOCAL TRANSIT

HOUSTON UZA

MPO ID CSJ NUMBER LET DATE	SPONSOR LOCATION PROJECT NAME	Year of Expenditure (YOE) Project Cost Information:				
		Fund Cat	Federal	State	Local	Total
14932	METRO	LOCAL	---	---	\$3,000,000	\$3,000,000
	METRO SERVICE AREA					
10/1/2013	RAIL SYSTEM UPGRADES (FY 2014)	YOE Cost:	---	---	\$3,000,000	\$3,000,000
		Total Project Cost:				\$3,000,000
11458	METRO	LOCAL	---	---	\$100,000,000	\$100,000,000
	SOUTH RICE TRANSIT CENTER					
10/1/2013	SOUTH RICE TRANSIT CENTER AND GARAGE	YOE Cost:	---	---	\$100,000,000	\$100,000,000
		Total Project Cost:				\$100,000,000
14936	METRO	LOCAL	---	---	\$2,500,000	\$2,500,000
	METRO SERVICE AREA					
10/1/2013	SUPPORT VEHICLES (FY 2014)	YOE Cost:	---	---	\$2,500,000	\$2,500,000
		Total Project Cost:				\$2,500,000
14939	METRO	LOCAL	---	---	\$150,000	\$150,000
	METRO SERVICE AREA					
10/1/2013	SYSTEM ACCESSIBILITY (FY 2014)	YOE Cost:	---	---	\$150,000	\$150,000
		Total Project Cost:				\$150,000
14969	METRO	LOCAL	---	---	\$7,000,000	\$7,000,000
	VARIOUS					
10/1/2013	SYSTEM-WIDE ITS IMPROVEMENTS (FY 2014)	YOE Cost:	---	---	\$7,000,000	\$7,000,000
		Total Project Cost:				\$7,000,000
14942	METRO	LOCAL	---	---	\$2,000,000	\$2,000,000
	METRO SERVICE AREA					
10/1/2013	TOOLS & EQUIPMENT (FY 2014)	YOE Cost:	---	---	\$2,000,000	\$2,000,000
		Total Project Cost:				\$2,000,000
11429	METRO	LOCAL	---	---	\$11,617,314	\$11,617,314
	BW 8					
10/1/2013	TOWN & COUNTRY TRANSIT CENTER	YOE Cost:	---	---	\$11,617,314	\$11,617,314
		Total Project Cost:				\$11,617,314
14971	METRO	LOCAL	---	---	\$1,800,000	\$1,800,000
	METRO SERVICE AREA					
10/1/2013	TRANSIT CENTER MODIFICATIONS (FY 2014)	YOE Cost:	---	---	\$1,800,000	\$1,800,000
		Total Project Cost:				\$1,800,000

Chapter 4
Locally Funded Regionally
Significant Projects

This page left blank intentionally.

Chapter 4 — Locally Funded Regionally Significant Projects

Regionally significant roads are identified as: interstate/tollroads, other urban freeways or expressways, rural principal arterials, and minor arterial roads or streets. Regionally significant projects are defined as:

1. The project must be a non-exempt roadway project which meets the following criteria:
 - a. Proposed roads that will likely meet federal criteria for all arterial or higher functional classification.
 - b. Upgrade to arterial or higher functional classification.
 - c. An adding capacity project being constructed on new alignments as a bypass to a principal arterial/interstate.
 - d. Addition of thru traffic lanes of 1 mile or more on roads that are functionally classified as an arterial or higher as defined in the travel model.
 - e. New interchanges on roads that are functionally classified as an arterial or higher, that represent new connections.
 - f. Adding or extending freeway auxiliary/weaving lanes from one interchange to a point beyond the next interchange.
2. As traffic conditions change in the future, the MPO in consultation with the interagency consultation group, will consider regional significant all future roadways facilities that carry an average of 11,000 vehicles per day for a two-lane facility and 20,000 vehicles per day for a four-lane or greater facility between logical termini.
3. Any fixed-guideway transit service including light rail, commuter rail, or portions of bus rapid transit that involve exclusive right-of-way (including barrier separated HOV lanes) shall be considered regionally significant.
4. Non-exempt projects not addressed in the above statements will be decided on a case-by-case basis through the interagency consultation process. The consultation will occur before taking the plan to TPC (either plan or TIP revision), and previous to the environmental determination.

Organization of this Chapter

Chapter 4 of the 2011-2014 TIP contains the locally funded regionally significant projects. This project listing is sorted by fiscal year, then by the street name, and project limits. See **Table 4-1** for project details

TABLE 4-1
2011-2014 TRANSPORTATION IMPROVEMENT PROGRAM
CHAPTER 4 ORGANIZATION

County	County were the project is located
MPO ID	Sequential number given to all projects used for identification by H-GAC that corresponds to the GIS and modeling networks and RTP
CSJ Number	The Control Section Job Number is TxDOT's statewide system for identifying a highway project on the state system with the control being the most general and section and job breakdown being more specific as to location. The CSJ is a unique identifying nine-digit number for a project.
Sponsor ID	Number sponsor assigns their projects such as a Capital Improvement Program (CIP) number
Let Date	Estimated date for project to be let to contract
Sponsor	Sponsor Agency, usually the agency submitting project and providing matching funds
Street	Street/Highway where project is located. If project is not located on a specific facility then VA or N/A is listed for street.
From Limit	Beginning limit of the project.
To Limit	Ending limit of the project
Project Description	Scope of work or description of project as submitted by the sponsor
Phases	A code to indicate the project's phase in the TIP/STIP. Valid codes are "C" = Construction, "E" = Preliminary Engineering, "R" = Right-of-Way and "T" = Transfer of funds
Funding	The source of funds: See Appendix C for detailed descriptions of funding categories
Local	Local funds programmed for that funding category (match)
Total	Amount programmed for that funding category
Project Totals:	
Local	Total Local funds programmed for the project
Total	Total programmed for the project

**HOUSTON-GALVESTON MPO
2011-2014 TRANSPORTATION IMPROVEMENT PROGRAM
LOCALLY FUNDED REGIONALLY SIGNIFICANT FY 2011 PROJECTS**

COUNTY	SPONSOR	Grouped Fiscal Year and Sorted by Street and Limits PROJECT DESCRIPTION
CSJ NUMBER	STREET	
MPO ID	FROM LIMIT	
SPONSOR ID	TO LIMIT	
PHASE	LET DATE	

GALVESTON	CITY OF TEXAS CITY	CONSTRUCT 2-LANE CONCRETE RDWY W/ CURB & GUTTER ON NEW LOCATION
	16TH AVE	
10611	SH 146	
	29TH ST	
C,E,R	4/1/2009	

Total Project Cost Information:		Year of Expenditure (YOE) Project Cost Information:				
Preliminary Engineering	\$87,628	Fund Cat	Federal	State	Local	Total
ROW Purchase:	\$447,079	LOCAL	---	---	\$2,700,000	\$2,700,000
Construction Engineering:	\$107,299	YOE Cost:	---	---	\$2,700,000	\$2,700,000
Construction Cost:	\$1,788,316					
Contingencies:	\$178,832					
Indirect Costs:	\$90,846					
Total Project Cost	\$2,700,000					

GALVESTON	PORT OF GALVESTON	CONSTRUCT FOUR LANE ACCESS ENTRANCE FROM HARBORSIDE DRIVE DIRECTLY TO THE NEW SECURITY GATE ENABLING THE CLOSING OF 37TH STREET NORTH FROM HARBORSIDE
	41ST ST	
13712	AT HARBORSIDE DR	
C,E,R	1/1/2008	

Total Project Cost Information:		Year of Expenditure (YOE) Project Cost Information:				
Preliminary Engineering	\$38,895	Fund Cat	Federal	State	Local	Total
ROW Purchase:	\$0	LOCAL	---	---	\$1,000,000	\$1,000,000
Construction Engineering:	\$47,627	YOE Cost:	---	---	\$1,000,000	\$1,000,000
Construction Cost:	\$793,777					
Contingencies:	\$79,378					
Indirect Costs:	\$40,324					
Total Project Cost	\$1,000,000					

HARRIS	CITY OF HOUSTON	REHABILITATION OF A MULTI-LANE UNDIVIDED ROADWAY WITH CURBS, SIDEWALKS, STREET LIGHTING & UNDERGROUND UTILITIES. OVERLAY FROM N. MAIN TO CAVALCADE.
	AIRLINE DR	
7535	N MAIN ST	
N-000697	IH 610 N	
C,E,R	6/1/2011	

Total Project Cost Information:		Year of Expenditure (YOE) Project Cost Information:				
Preliminary Engineering	\$289,923	Fund Cat	Federal	State	Local	Total
ROW Purchase:	\$1,479,197	LOCAL	---	---	\$8,874,000	\$8,874,000
Construction Engineering:	\$295,839	YOE Cost:	---	---	\$8,874,000	\$8,874,000
Construction Cost:	\$5,916,789					
Contingencies:	\$591,679					
Indirect Costs:	\$300,573					
Total Project Cost	\$8,874,000					

FORT BEND	CITY OF ROSENBERG	RECONSTRUCT EXISTING 2-LANE ROADWAY TO 3-LANE CURB & GUTTER WITH STORM SEWER
	AIRPORT AVE	
12785	GRAEBER ST	
711	FM 2218	
C,E,R	1/1/2011	

Total Project Cost Information:		Year of Expenditure (YOE) Project Cost Information:				
Preliminary Engineering	\$79,514	Fund Cat	Federal	State	Local	Total
ROW Purchase:	\$405,683	LOCAL	---	---	\$2,450,000	\$2,450,000
Construction Engineering:	\$97,364	YOE Cost:	---	---	\$2,450,000	\$2,450,000
Construction Cost:	\$1,622,731					
Contingencies:	\$162,273					
Indirect Costs:	\$82,435					
Total Project Cost	\$2,450,000					

HOUSTON-GALVESTON MPO
2011-2014 TRANSPORTATION IMPROVEMENT PROGRAM
LOCALLY FUNDED REGIONALLY SIGNIFICANT FY 2011 PROJECTS

COUNTY	SPONSOR	
CSJ NUMBER	STREET	Grouped Fiscal Year and Sorted by Street and Limits
MPO ID	FROM LIMIT	
SPONSOR ID	TO LIMIT	PROJECT DESCRIPTION
PHASE	LET DATE	

HARRIS	UPTOWN HOUSTON DISTRICT	RECONFIGURE AND RECONSTRUCT ROADWAY INCLUDING PAVEMENT, SIGNALIZATION AND SIDEWALK IMPROVEMENTS
	ALABAMA W	
11007	SAGE ST	
UPT-9	IH 610	
C,E,R	10/1/2009	

Total Project Cost Information:**Year of Expenditure (YOE) Project Cost Information:**

Preliminary Engineering	\$235,231	Fund Cat	Federal	State	Local	Total
ROW Purchase:	\$1,200,160	LOCAL	---	---	\$7,200,000	\$7,200,000
Construction Engineering:	\$240,032	YOE Cost:	---	---	\$7,200,000	\$7,200,000
Construction Cost:	\$4,800,640					
Contingencies:	\$480,064					
Indirect Costs:	\$243,873					
Total Project Cost	\$7,200,000					

BRAZORIA	CITY OF PEARLAND	WIDEN FROM 2 TO 4-LANES DIVIDED WITH RAISED MEDIAN
	BAILEY RD	
668	FM 1128	
T08002	VETERANS DR	
C,E,R	7/1/2010	

Total Project Cost Information:**Year of Expenditure (YOE) Project Cost Information:**

Preliminary Engineering	\$829,724	Fund Cat	Federal	State	Local	Total
ROW Purchase:	\$4,233,286	LOCAL	---	---	\$25,227,000	\$25,227,000
Construction Engineering:	\$677,326	YOE Cost:	---	---	\$25,227,000	\$25,227,000
Construction Cost:	\$16,933,145					
Contingencies:	\$1,693,315					
Indirect Costs:	\$860,204					
Total Project Cost	\$25,227,000					

HARRIS	CITY OF BAYTOWN	CONSTRUCT 5-LANE REINFORCED CONCRETE PAVEMENT WITH CURB, GUTTER & STORM SEWERS W/ CLTL
	BAKER RD	
10795	N MAIN ST	
	SJOLANDER RD	
C,E,R	1/1/2011	

Total Project Cost Information:**Year of Expenditure (YOE) Project Cost Information:**

Preliminary Engineering	\$277,704	Fund Cat	Federal	State	Local	Total
ROW Purchase:	\$1,416,856	LOCAL	---	---	\$8,500,000	\$8,500,000
Construction Engineering:	\$283,371	YOE Cost:	---	---	\$8,500,000	\$8,500,000
Construction Cost:	\$5,667,422					
Contingencies:	\$566,742					
Indirect Costs:	\$287,905					
Total Project Cost	\$8,500,000					

HARRIS	HARRIS COUNTY	CONSTRUCT 4-LANE CONCRETE BLVD SECTION W/ STORM SEWER
	BECKER RD	
13813	PALO DURA	
B30518	UPRR	
C,E,R	6/1/2010	

Total Project Cost Information:**Year of Expenditure (YOE) Project Cost Information:**

Preliminary Engineering	\$112,231	Fund Cat	Federal	State	Local	Total
ROW Purchase:	\$114,521	LOCAL	---	---	\$3,000,000	\$3,000,000
Construction Engineering:	\$137,426	YOE Cost:	---	---	\$3,000,000	\$3,000,000
Construction Cost:	\$2,290,426					
Contingencies:	\$229,043					
Indirect Costs:	\$116,354					
Total Project Cost	\$3,000,000					

**HOUSTON-GALVESTON MPO
2011-2014 TRANSPORTATION IMPROVEMENT PROGRAM
LOCALLY FUNDED REGIONALLY SIGNIFICANT FY 2011 PROJECTS**

COUNTY	SPONSOR	Grouped Fiscal Year and Sorted by Street and Limits PROJECT DESCRIPTION
CSJ NUMBER	STREET	
MPO ID	FROM LIMIT	
SPONSOR ID	TO LIMIT	
PHASE	LET DATE	

HARRIS	SOUTHWEST HOUSTON REDEVELOPMENT AUTHORITY	BELLAIRE BLVD ACCESS MANAGEMENT AND TURN LANES
	BELLAIRE BLVD	
12239	BW 8	
	US 59	
C	8/1/2010	

Total Project Cost Information:		Year of Expenditure (YOE) Project Cost Information:				
		Fund Cat	Federal	State	Local	Total
Preliminary Engineering	\$275,791	LOCAL	---	---	\$5,628,393	\$5,628,393
ROW Purchase:	\$281,420	YOE Cost:				
Construction Engineering:	\$281,420				\$5,628,393	\$5,628,393
Construction Cost:	\$5,628,393					
Contingencies:	\$562,839					
Indirect Costs:	\$285,922					
Total Project Cost	\$7,315,785					

FORT BEND	CITY OF ROSENBERG	RECONSTRUCT EXISTING 2-LANE RURAL ROADWAY TO 4-LANE CURB & GUTTER BOULEVARD WITH STORM SEWER
	BENTON RD	
13747	FM 762	
FB14	MEYER RD	
C,E,R	1/1/2010	

Total Project Cost Information:		Year of Expenditure (YOE) Project Cost Information:				
		Fund Cat	Federal	State	Local	Total
Preliminary Engineering	\$42,597	LOCAL	---	---	\$1,312,500	\$1,312,500
ROW Purchase:	\$217,330	YOE Cost:				
Construction Engineering:	\$52,159				\$1,312,500	\$1,312,500
Construction Cost:	\$869,320					
Contingencies:	\$86,932					
Indirect Costs:	\$44,161					
Total Project Cost	\$1,312,500					

HARRIS	CITY OF PINEY POINT VILLAGE	CREATE AN ACCESSIBLE ROUTE TO INCREASE PEDESTRIAN SAFETY. RECONSTRUCT & REPAVE 2-LANE OPEN DITCH ASPHALT ROADWAY TO ALLOW FOR THE CONSTRUCTION OF THE SIDEWALKS.
	BLALOCK	
9087	TAYLORCREST	
	MEMORIAL DR	
C,E,R	12/1/2009	

Total Project Cost Information:		Year of Expenditure (YOE) Project Cost Information:				
		Fund Cat	Federal	State	Local	Total
Preliminary Engineering	\$52,374	LOCAL	---	---	\$1,400,000	\$1,400,000
ROW Purchase:	\$53,443	YOE Cost:				
Construction Engineering:	\$64,132				\$1,400,000	\$1,400,000
Construction Cost:	\$1,068,865					
Contingencies:	\$106,887					
Indirect Costs:	\$54,298					
Total Project Cost	\$1,400,000					

HARRIS	CITY OF HOUSTON	WIDEN TO 4-LANE DIVIDED
0912-71-635	BRITTMOORE RD	
57	HAMMERLY BLVD	
N-000597	CLAY RD	
C,E,R	9/1/2010	

Total Project Cost Information:		Year of Expenditure (YOE) Project Cost Information:				
		Fund Cat	Federal	State	Local	Total
Preliminary Engineering	\$303,841	LOCAL	---	---	\$9,300,000	\$9,300,000
ROW Purchase:	\$1,550,207	YOE Cost:				
Construction Engineering:	\$310,041				\$9,300,000	\$9,300,000
Construction Cost:	\$6,200,827					
Contingencies:	\$620,083					
Indirect Costs:	\$315,002					
Total Project Cost	\$9,300,000					

HOUSTON-GALVESTON MPO
2011-2014 TRANSPORTATION IMPROVEMENT PROGRAM
LOCALLY FUNDED REGIONALLY SIGNIFICANT FY 2011 PROJECTS

COUNTY	SPONSOR	
CSJ NUMBER	STREET	Grouped Fiscal Year and Sorted by Street and Limits
MPO ID	FROM LIMIT	
SPONSOR ID	TO LIMIT	PROJECT DESCRIPTION
PHASE	LET DATE	

FORT BEND	CITY OF ROSENBERG	RECONSTRUCT EXISTING 2-LANE RURAL ROADWAY TO 3-LANE CURB & GUTTER WITH STORM SEWER
	BRYAN RD	
13748	FM 2218	
715	SPACEK ST	
C,E,R	1/1/2011	

Total Project Cost Information:**Year of Expenditure (YOE) Project Cost Information:**

Preliminary Engineering	\$52,333	Fund Cat	Federal	State	Local	Total
ROW Purchase:	\$267,006	LOCAL	---	---	\$1,612,500	\$1,612,500
Construction Engineering:	\$64,081	YOE Cost:	---	---	\$1,612,500	\$1,612,500
Construction Cost:	\$1,068,022					
Contingencies:	\$106,802					
Indirect Costs:	\$54,256					
Total Project Cost	\$1,612,500					

HARRIS	CITY OF HOUSTON	CONSTRUCT 4-LANE DIVIDED, CONCRETE ROADWAY ON NEW ALIGNMENT W/ CURBS, SIDEWALKS, LIGHTING, UNDERGROUND UTILITIES
	BUFFALO SPWY	
7537	HOLMES RD	
N-000784	AIRPORT BLVD	
C,E,R	8/24/2011	

Total Project Cost Information:**Year of Expenditure (YOE) Project Cost Information:**

Preliminary Engineering	\$532,538	Fund Cat	Federal	State	Local	Total
ROW Purchase:	\$2,717,029	LOCAL	---	---	\$16,300,000	\$16,300,000
Construction Engineering:	\$543,406	YOE Cost:	---	---	\$16,300,000	\$16,300,000
Construction Cost:	\$10,868,116					
Contingencies:	\$1,086,812					
Indirect Costs:	\$552,100					
Total Project Cost	\$16,300,000					

FORT BEND	FORT BEND COUNTY	RECONSTRUCT FROM 2-LANE TO 4-LANE DIVIDED CONCRETE SECTION WITH STORM SEWER
	BURNEY RD	
9	OLD RICHMOND RD	
11	W AIRPORT	
C,E,R	9/1/2010	

Total Project Cost Information:**Year of Expenditure (YOE) Project Cost Information:**

Preliminary Engineering	\$139,555	Fund Cat	Federal	State	Local	Total
ROW Purchase:	\$712,015	LOCAL	---	---	\$4,300,000	\$4,300,000
Construction Engineering:	\$170,884	YOE Cost:	---	---	\$4,300,000	\$4,300,000
Construction Cost:	\$2,848,059					
Contingencies:	\$284,806					
Indirect Costs:	\$144,681					
Total Project Cost	\$4,300,000					

HARRIS	UPTOWN HOUSTON DISTRICT	WIDEN FROM 4 TO 6-LANES INCLUDING ROW ACQUISITION, NEW MEDIANS, SIDEWALKS AND CURBS AND GUTTERS
	CHIMNEY ROCK RD	
11001	WESTHEIMER	
UPT-3	US 59	
C,E,R	7/1/2009	

Total Project Cost Information:**Year of Expenditure (YOE) Project Cost Information:**

Preliminary Engineering	\$294,039	Fund Cat	Federal	State	Local	Total
ROW Purchase:	\$1,500,200	LOCAL	---	---	\$9,000,000	\$9,000,000
Construction Engineering:	\$300,040	YOE Cost:	---	---	\$9,000,000	\$9,000,000
Construction Cost:	\$6,000,800					
Contingencies:	\$600,080					
Indirect Costs:	\$304,841					
Total Project Cost	\$9,000,000					

**HOUSTON-GALVESTON MPO
2011-2014 TRANSPORTATION IMPROVEMENT PROGRAM
LOCALLY FUNDED REGIONALLY SIGNIFICANT FY 2011 PROJECTS**

COUNTY	SPONSOR	Grouped Fiscal Year and Sorted by Street and Limits PROJECT DESCRIPTION
CSJ NUMBER	STREET	
MPO ID	FROM LIMIT	
SPONSOR ID	TO LIMIT	
PHASE	LET DATE	

MONTGOMERY	CITY OF CONROE	IMPROVEMENTS TO ENHANCE THE PEDESTRIAN/TRANSIT ENVIRONMENT
	CITY OF CONROE	
14944	SH 75, SH 105, WILSON, PLANTATION, TROLLEYWAY	

C 9/1/2010

Total Project Cost Information:		Year of Expenditure (YOE) Project Cost Information:				
		Fund Cat	Federal	State	Local	Total
Preliminary Engineering	\$609,645	LOCAL	---	---	\$12,441,733	\$12,441,733
ROW Purchase:	\$622,087	YOE Cost:				
Construction Engineering:	\$622,087		---	---	\$12,441,733	\$12,441,733
Construction Cost:	\$12,441,733					
Contingencies:	\$1,244,173					
Indirect Costs:	\$632,040					
Total Project Cost	\$16,171,765					

HARRIS	CITY OF HOUSTON	CITY OF HOUSTON EDUCATION AND AWARENESS CAMPAIGN TO INCREASE SAFE USE OF THE BICYCLE TRANSPORTATION NETWORK BY USERS AND MOTORISTS
	CITY OF HOUSTON	
13669	VARIOUS	

C,E,R 12/1/2007

Total Project Cost Information:		Year of Expenditure (YOE) Project Cost Information:				
		Fund Cat	Federal	State	Local	Total
Preliminary Engineering	\$0	LOCAL	---	---	\$124,976	\$124,976
ROW Purchase:	\$0	YOE Cost:				
Construction Engineering:	\$0		---	---	\$124,976	\$124,976
Construction Cost:	\$124,976					
Contingencies:	\$0					
Indirect Costs:	\$0					
Total Project Cost	\$124,976					

HARRIS	CITY OF LA PORTE	COMPREHENSIVE BIKE/PED TRAIL SYSTEM FOR CITY OF LA PORTE (PHASE I): PASADENA CONNECTOR
	CITY OF LA PORTE BIKE TRAIL	
7632	VARIOUS LOCATIONS	

C,E,R 1/1/2009

Total Project Cost Information:		Year of Expenditure (YOE) Project Cost Information:				
		Fund Cat	Federal	State	Local	Total
Preliminary Engineering	\$68,281	LOCAL	---	---	\$1,825,200	\$1,825,200
ROW Purchase:	\$69,675	YOE Cost:				
Construction Engineering:	\$83,610		---	---	\$1,825,200	\$1,825,200
Construction Cost:	\$1,393,495					
Contingencies:	\$139,350					
Indirect Costs:	\$70,790					
Total Project Cost	\$1,825,200					

HARRIS	MIDTOWN MANAGEMENT DISTRICT	PEDESTRIAN/TRANSIT ACCESS IMPROVEMENTS (SIDEWALKS, SIGNAGE LIGHTING, BUS STOPS, PAVERS, RAMPS, FURNITURE & LANDSCAPE)
0912-72-115	CITY STREETS IN MIDTOWN HOUSTON	
13502		

T 5/1/2011

Total Project Cost Information:		Year of Expenditure (YOE) Project Cost Information:				
		Fund Cat	Federal	State	Local	Total
Preliminary Engineering	\$0	10	---	---	\$2,254,844	\$2,254,844
ROW Purchase:	\$0	LOCAL CONT	---	---	\$183,995	\$183,995
Construction Engineering:	\$0	YOE Cost:				
Construction Cost:	\$2,438,839		---	---	\$2,438,839	\$2,438,839
Contingencies:	\$0					
Indirect Costs:	\$0					
Total Project Cost	\$2,438,839					

HOUSTON-GALVESTON MPO
2011-2014 TRANSPORTATION IMPROVEMENT PROGRAM
LOCALLY FUNDED REGIONALLY SIGNIFICANT FY 2011 PROJECTS

COUNTY	SPONSOR	
CSJ NUMBER	STREET	Grouped Fiscal Year and Sorted by Street and Limits
MPO ID	FROM LIMIT	
SPONSOR ID	TO LIMIT	PROJECT DESCRIPTION
PHASE	LET DATE	

HARRIS	CITY OF PINEY POINT VILLAGE	REMOVE THE EXISTING ASPHALT ROAD AND CONSTRUCT A CONCRETE CURB AND GUTTER ROADWAY. CONSTRUCT AN UNDERGROUND STORM SEWER SYSTEM REMOVE THE ROADSIDE DITCHES AND INSTALL SIDEWALK.
13655	N PINEY POINT RD	
06-011-02	HEDWIG RD	
C,E,R	5/1/2008	

Total Project Cost Information:**Year of Expenditure (YOE) Project Cost Information:**

Preliminary Engineering	\$81,137	Fund Cat	Federal	State	Local	Total
ROW Purchase:	\$413,962	LOCAL	---	---	\$2,500,000	\$2,500,000
Construction Engineering:	\$99,351	YOE Cost:	---	---	\$2,500,000	\$2,500,000
Construction Cost:	\$1,655,848					
Contingencies:	\$165,585					
Indirect Costs:	\$84,117					
Total Project Cost	\$2,500,000					

HARRIS	DOWNTOWN MANAGEMENT DISTRICT	ENGINEERING AND ROW ACQUISITION OF NEW ALIGNMENT AND CONSTRUCTION AND NEW ONE-WAY ST W/ TUNNEL UNDER RAILROAD TRACKS AND CONNECTIONS TO JENSEN AND NAVIGATION ALSO INCLUDED CONVERSION OF FRANKLIN TUNNEL TO ONE-WAY EASTBOUND
11813	US 59	
2025-5	NAVIGATION	
C,E,R	1/1/2010	

Total Project Cost Information:**Year of Expenditure (YOE) Project Cost Information:**

Preliminary Engineering	\$163,355	Fund Cat	Federal	State	Local	Total
ROW Purchase:	\$833,444	LOCAL	---	---	\$5,000,000	\$5,000,000
Construction Engineering:	\$166,689	YOE Cost:	---	---	\$5,000,000	\$5,000,000
Construction Cost:	\$3,333,778					
Contingencies:	\$333,378					
Indirect Costs:	\$169,356					
Total Project Cost	\$5,000,000					

BRAZORIA	BRAZORIA COUNTY	WIDEN FROM 2 LANES TO A 4 LANE DIVIDED RURAL SECTION WITH 10-FOOT OUTSIDE SHOULDERS.
	CR 48	
13583	FM 518	
CR48N	CR 894	
C,E,R	9/1/2010	

Total Project Cost Information:**Year of Expenditure (YOE) Project Cost Information:**

Preliminary Engineering	\$490,065	Fund Cat	Federal	State	Local	Total
ROW Purchase:	\$2,500,333	LOCAL	---	---	\$15,000,000	\$15,000,000
Construction Engineering:	\$500,067	YOE Cost:	---	---	\$15,000,000	\$15,000,000
Construction Cost:	\$10,001,334					
Contingencies:	\$1,000,133					
Indirect Costs:	\$508,068					
Total Project Cost	\$15,000,000					

HARRIS	HARRIS COUNTY	CONSTRUCT 4-LANE CONCRETE BLVD SECTION W/ STORM SEWERS
	CYPRESS ROSEHILL RD	
13819	GRANT RD	
B30510	LAKE CYPRESS HILL RD	
C,E,R	3/1/2010	

Total Project Cost Information:**Year of Expenditure (YOE) Project Cost Information:**

Preliminary Engineering	\$103,855	Fund Cat	Federal	State	Local	Total
ROW Purchase:	\$529,872	LOCAL	---	---	\$3,200,000	\$3,200,000
Construction Engineering:	\$127,169	YOE Cost:	---	---	\$3,200,000	\$3,200,000
Construction Cost:	\$2,119,486					
Contingencies:	\$211,949					
Indirect Costs:	\$107,670					
Total Project Cost	\$3,200,000					

**HOUSTON-GALVESTON MPO
2011-2014 TRANSPORTATION IMPROVEMENT PROGRAM
LOCALLY FUNDED REGIONALLY SIGNIFICANT FY 2011 PROJECTS**

COUNTY	SPONSOR	Grouped Fiscal Year and Sorted by Street and Limits PROJECT DESCRIPTION
CSJ NUMBER	STREET	
MPO ID	FROM LIMIT	
SPONSOR ID	TO LIMIT	
PHASE	LET DATE	

HARRIS	HARRIS COUNTY	CONSTRUCT 4-LANE CONCRETE BLVD W/ BRIDGE
	CYPRESS ROSEHILL RD	
11627	GRANT RD	
B30511	LITTLE CYPRESS CREEK	
C,E,R	6/1/2010	

Total Project Cost Information:		Year of Expenditure (YOE) Project Cost Information:				
Preliminary Engineering	\$129,819	Fund Cat	Federal	State	Local	Total
ROW Purchase:	\$662,339	LOCAL	---	---	\$4,000,000	\$4,000,000
Construction Engineering:	\$158,961	YOE Cost:	---	---	\$4,000,000	\$4,000,000
Construction Cost:	\$2,649,358					
Contingencies:	\$264,936					
Indirect Costs:	\$134,587					
Total Project Cost	\$4,000,000					

HARRIS	HARRIS COUNTY	CONSTRUCT 4-LANE ASPHALT BLVD SECTION W/ BRIDGE
	CYPRESS ROSEHILL RD	
13820	JUERGEN RD	
B30512	LAKE CYPRESS HILL RD	
C,E,R	12/1/2009	

Total Project Cost Information:		Year of Expenditure (YOE) Project Cost Information:				
Preliminary Engineering	\$81,137	Fund Cat	Federal	State	Local	Total
ROW Purchase:	\$413,962	LOCAL	---	---	\$2,500,000	\$2,500,000
Construction Engineering:	\$99,351	YOE Cost:	---	---	\$2,500,000	\$2,500,000
Construction Cost:	\$1,655,848					
Contingencies:	\$165,585					
Indirect Costs:	\$84,117					
Total Project Cost	\$2,500,000					

FORT BEND	CITY OF SUGAR LAND	WIDEN FROM 4 TO 6-LANES
	DAIRY ASHFORD RD	
12624	JULIE RIVERS DR	
721	US 59	
C,E,R	8/1/2011	

Total Project Cost Information:		Year of Expenditure (YOE) Project Cost Information:				
Preliminary Engineering	\$53,875	Fund Cat	Federal	State	Local	Total
ROW Purchase:	\$274,871	LOCAL	---	---	\$1,660,000	\$1,660,000
Construction Engineering:	\$65,969	YOE Cost:	---	---	\$1,660,000	\$1,660,000
Construction Cost:	\$1,099,483					
Contingencies:	\$109,948					
Indirect Costs:	\$55,854					
Total Project Cost	\$1,660,000					

FORT BEND	CITY OF SUGAR LAND	INTERSECTION IMPROVEMENTS INCLUDING TURN LANES
0912-34-149	DULLES AVE	FROM SH 6 TO LEXINGTON AND FULL RECONSTRUCTION AT 4
11184	US 90A	LANES FROM AVENUE E TO JUST SOUTH OF US 90
ST0401	SH 6	
C	1/1/2011	

Total Project Cost Information:		Year of Expenditure (YOE) Project Cost Information:				
Preliminary Engineering	\$686,000	Fund Cat	Federal	State	Local	Total
ROW Purchase:	\$700,000	LOCAL	---	---	\$14,000,000	\$14,000,000
Construction Engineering:	\$700,000	YOE Cost:	---	---	\$14,000,000	\$14,000,000
Construction Cost:	\$14,000,000					
Contingencies:	\$1,400,000					
Indirect Costs:	\$711,200					
Total Project Cost	\$18,197,200					

**HOUSTON-GALVESTON MPO
2011-2014 TRANSPORTATION IMPROVEMENT PROGRAM
LOCALLY FUNDED REGIONALLY SIGNIFICANT FY 2011 PROJECTS**

COUNTY	SPONSOR	Grouped Fiscal Year and Sorted by Street and Limits PROJECT DESCRIPTION
CSJ NUMBER	STREET	
MPO ID	FROM LIMIT	
SPONSOR ID	TO LIMIT	
PHASE	LET DATE	

FORT BEND	CITY OF SUGAR LAND	RECONSTRUCT TO 4-LANE DIVIDED CONCRETE BLVD
	DULLES AVE	
2979	US 90A	
	THE AMERICAN CANAL	
C,E,R	9/1/2008	

Total Project Cost Information:		Year of Expenditure (YOE) Project Cost Information:				
Preliminary Engineering	\$202,560	Fund Cat	Federal	State	Local	Total
ROW Purchase:	\$1,033,471	LOCAL	---	---	\$6,200,000	\$6,200,000
Construction Engineering:	\$206,694	YOE Cost:	---	---	\$6,200,000	\$6,200,000
Construction Cost:	\$4,133,885					
Contingencies:	\$413,388					
Indirect Costs:	\$210,001					
Total Project Cost	\$6,200,000					

HARRIS	HARRIS COUNTY	CONSTRUCT 2-LANE CONCRETE CURB & GUTTER TO COMPLETE 4-LANE CONCRETE BLVD SECTION
	ELDRIDGE PKWY N	
13860	GRANT RD	
B30402	CYPRESS CREEK	
C,E,R	12/1/2009	

Total Project Cost Information:		Year of Expenditure (YOE) Project Cost Information:				
Preliminary Engineering	\$97,364	Fund Cat	Federal	State	Local	Total
ROW Purchase:	\$496,755	LOCAL	---	---	\$3,000,000	\$3,000,000
Construction Engineering:	\$119,221	YOE Cost:	---	---	\$3,000,000	\$3,000,000
Construction Cost:	\$1,987,018					
Contingencies:	\$198,702					
Indirect Costs:	\$100,941					
Total Project Cost	\$3,000,000					

FORT BEND	CITY OF SUGAR LAND	UNDERPASS AT US 90A AND ELDRIDGE RD
	ELDRIDGE RD	
13590	AT US 90A	
C,E,R	10/1/2010	

Total Project Cost Information:		Year of Expenditure (YOE) Project Cost Information:				
Preliminary Engineering	\$653,420	Fund Cat	Federal	State	Local	Total
ROW Purchase:	\$3,333,778	LOCAL	---	---	\$20,000,000	\$20,000,000
Construction Engineering:	\$666,756	YOE Cost:	---	---	\$20,000,000	\$20,000,000
Construction Cost:	\$13,335,111					
Contingencies:	\$1,333,511					
Indirect Costs:	\$677,424					
Total Project Cost	\$20,000,000					

FORT BEND	FORT BEND COUNTY	NEW LOCATION 4-LANE CURB & GUTTER BOULEVARD WITH STORM SEWER
	FALCON LANDING BLVD	
13751	GREENBUSCH RD	
703	SPRING GREEN BLVD	
C,E,R	8/1/2011	

Total Project Cost Information:		Year of Expenditure (YOE) Project Cost Information:				
Preliminary Engineering	\$212,362	Fund Cat	Federal	State	Local	Total
ROW Purchase:	\$1,083,478	LOCAL	---	---	\$6,500,000	\$6,500,000
Construction Engineering:	\$216,696	YOE Cost:	---	---	\$6,500,000	\$6,500,000
Construction Cost:	\$4,333,911					
Contingencies:	\$433,391					
Indirect Costs:	\$220,163					
Total Project Cost	\$6,500,000					

**HOUSTON-GALVESTON MPO
2011-2014 TRANSPORTATION IMPROVEMENT PROGRAM
LOCALLY FUNDED REGIONALLY SIGNIFICANT FY 2011 PROJECTS**

COUNTY	SPONSOR	Grouped Fiscal Year and Sorted by Street and Limits PROJECT DESCRIPTION
CSJ NUMBER	STREET	
MPO ID	FROM LIMIT	
SPONSOR ID	TO LIMIT	
PHASE	LET DATE	

GALVESTON	CITY OF LEAGUE CITY	CONSTRUCT PEDESTRIAN SIDEWALK ALONG FM 518
	FM 518	
5057	PERKINS ST	
	ILLINOIS ST	
C,E,R	1/1/2008	

Total Project Cost Information:		Year of Expenditure (YOE) Project Cost Information:				
	Amount	Fund Cat	Federal	State	Local	Total
Preliminary Engineering	\$15,543					
ROW Purchase:	\$15,861	LOCAL	---	---	\$425,000	\$425,000
Construction Engineering:	\$28,549					
Construction Cost:	\$317,212	YOE Cost:	---	---	\$425,000	\$425,000
Contingencies:	\$31,721					
Indirect Costs:	\$16,114					
Total Project Cost	\$425,000					

GALVESTON	CITY OF LEAGUE CITY	CONSTRUCT 4-LANE DIVIDED HIGHWAY BYPASS AROUND THE INTERSECTION OF FM 518, FM 270 and FM 2094
	FM 518 BYPASS	
0912-73-139	FM 270	
392	FM 518	
ST0601	9/1/2010	
C,E,R		

Total Project Cost Information:		Year of Expenditure (YOE) Project Cost Information:				
	Amount	Fund Cat	Federal	State	Local	Total
Preliminary Engineering	\$470,463					
ROW Purchase:	\$2,400,320	LOCAL	---	---	\$14,400,000	\$14,400,000
Construction Engineering:	\$480,064					
Construction Cost:	\$9,601,280	YOE Cost:	---	---	\$14,400,000	\$14,400,000
Contingencies:	\$960,128					
Indirect Costs:	\$487,745					
Total Project Cost	\$14,400,000					

BRAZORIA	BRAZORIA COUNTY	REALIGNMENT OF FM 524
	FM 524	
1004-01-040	SH 35	
9648	N OF CR 360	
C	5/1/2010	

Total Project Cost Information:		Year of Expenditure (YOE) Project Cost Information:				
	Amount	Fund Cat	Federal	State	Local	Total
Preliminary Engineering	\$349,273					
ROW Purchase:	\$1,782,003	LOCAL	---	---	\$7,128,011	\$7,128,011
Construction Engineering:	\$356,401					
Construction Cost:	\$7,128,011	YOE Cost:	---	---	\$7,128,011	\$7,128,011
Contingencies:	\$712,801					
Indirect Costs:	\$362,103					
Total Project Cost	\$10,690,591					

HARRIS	CITY OF HOUSTON	CONSTRUCT GRADE SEPARATION OVER MYKAWA & SANTA FE RAILROAD
	FUQUA ST	
9150	AT MYKAWA RD	
N-000530B-02-2		
C,E,R	6/1/2011	

Total Project Cost Information:		Year of Expenditure (YOE) Project Cost Information:				
	Amount	Fund Cat	Federal	State	Local	Total
Preliminary Engineering	\$326,710					
ROW Purchase:	\$1,666,889	LOCAL	---	---	\$10,000,000	\$10,000,000
Construction Engineering:	\$333,378					
Construction Cost:	\$6,667,556	YOE Cost:	---	---	\$10,000,000	\$10,000,000
Contingencies:	\$666,756					
Indirect Costs:	\$338,712					
Total Project Cost	\$10,000,000					

HOUSTON-GALVESTON MPO
2011-2014 TRANSPORTATION IMPROVEMENT PROGRAM
LOCALLY FUNDED REGIONALLY SIGNIFICANT FY 2011 PROJECTS

COUNTY	SPONSOR	
CSJ NUMBER	STREET	Grouped Fiscal Year and Sorted by Street and Limits
MPO ID	FROM LIMIT	
SPONSOR ID	TO LIMIT	PROJECT DESCRIPTION
PHASE	LET DATE	

HARRIS	CITY OF HOUSTON	ROW ACQUISITION, ENGINEERING & CONSTRUCTION OF TWO
	FUQUA ST	24' CONCRETE ROADWAYS WI CURBS, SIDEWALKS &
4097	COTTINGHAM ST	UNDERGROUND UTILITIES
N-000530A	MYKAWA RD	
C,E,R	9/1/2010	

Total Project Cost Information:		Year of Expenditure (YOE) Project Cost Information:				
Preliminary Engineering	\$397,247	Fund Cat	Federal	State	Local	Total
ROW Purchase:	\$2,026,770	LOCAL	---	---	\$12,159,000	\$12,159,000
Construction Engineering:	\$405,354					
Construction Cost:	\$8,107,081	YOE Cost:	---	---	\$12,159,000	\$12,159,000
Contingencies:	\$810,708					
Indirect Costs:	\$411,840					
Total Project Cost	\$12,159,000					

HARRIS	CITY OF HOUSTON	ROW, ENGINEER & CONSTRUCT TWO 24' CONCRETE ROAD
	FUQUA ST	W/ CURBS, SIDEWALKS, LIGHTING & UTILITIES
9143	MYKAWA RD	
N-000490	TELEPHONE RD	
C,E,R	6/1/2008	

Total Project Cost Information:		Year of Expenditure (YOE) Project Cost Information:				
Preliminary Engineering	\$197,660	Fund Cat	Federal	State	Local	Total
ROW Purchase:	\$1,008,468	LOCAL	---	---	\$6,050,000	\$6,050,000
Construction Engineering:	\$201,694					
Construction Cost:	\$4,033,871	YOE Cost:	---	---	\$6,050,000	\$6,050,000
Contingencies:	\$403,387					
Indirect Costs:	\$204,921					
Total Project Cost	\$6,050,000					

HARRIS	CITY OF PASADENA	RECONSTRUCT 3800 LF OF 4-LANE STREET CONNECTING
	GARNER RD	SHAVER AT ALLENDALE TO PASADENA BLVD Project will have
13644	JUDY RD	ITS components, improves evacuation opportunities, added
S024	PASADENA BLVD	sidewalks improving pedestrian safety, encourages area
C,E,R	9/1/2010	development by improving mobility, is an implementation project
		since the City of Pasadena is acquiring the right of way and

Total Project Cost Information:		Year of Expenditure (YOE) Project Cost Information:				
Preliminary Engineering	\$116,908	Fund Cat	Federal	State	Local	Total
ROW Purchase:	\$596,471	LOCAL	---	---	\$3,602,205	\$3,602,205
Construction Engineering:	\$143,153					
Construction Cost:	\$2,385,882	YOE Cost:	---	---	\$3,602,205	\$3,602,205
Contingencies:	\$238,588					
Indirect Costs:	\$121,203					
Total Project Cost	\$3,602,205					

HARRIS	CITY OF BAYTOWN	WIDENING AND REDESIGN OF THE GARTH RD AND BAKER
	GARTH RD	AREA TO REDUCE CONGESTION AND IMPROVE AIR QUALITY
14581	AT BAKER RD	
C,E,R	4/1/2011	

Total Project Cost Information:		Year of Expenditure (YOE) Project Cost Information:				
Preliminary Engineering	\$163,355	Fund Cat	Federal	State	Local	Total
ROW Purchase:	\$833,444	LOCAL	---	---	\$5,000,000	\$5,000,000
Construction Engineering:	\$166,689					
Construction Cost:	\$3,333,778	YOE Cost:	---	---	\$5,000,000	\$5,000,000
Contingencies:	\$333,378					
Indirect Costs:	\$169,356					
Total Project Cost	\$5,000,000					

**HOUSTON-GALVESTON MPO
2011-2014 TRANSPORTATION IMPROVEMENT PROGRAM
LOCALLY FUNDED REGIONALLY SIGNIFICANT FY 2011 PROJECTS**

COUNTY	SPONSOR	Grouped Fiscal Year and Sorted by Street and Limits PROJECT DESCRIPTION
CSJ NUMBER	STREET	
MPO ID	FROM LIMIT	
SPONSOR ID	TO LIMIT	
PHASE	LET DATE	

HARRIS	HARRIS COUNTY	WIDEN TO 5-LANE CONCRETE PAVEMENT W/ STORM SEWER
	GENOA RED BLUFF RD	
7974	BAYWOOD DR	
B20008	RED BLUFF RD	
C,E,R	12/1/2010	

Total Project Cost Information:		Year of Expenditure (YOE) Project Cost Information:				
Preliminary Engineering	\$463,929	Fund Cat	Federal	State	Local	Total
ROW Purchase:	\$2,366,982	LOCAL	---	---	\$14,200,000	\$14,200,000
Construction Engineering:	\$473,396	YOE Cost:	---	---	\$14,200,000	\$14,200,000
Construction Cost:	\$9,467,929					
Contingencies:	\$946,793					
Indirect Costs:	\$480,971					
Total Project Cost	\$14,200,000					

FORT BEND	CITY OF RICHMOND	RECONSTRUCT EXISTING 2-LANE ROADWAY TO 3-LANE CURB & GUTTER WITH STORM SEWER
	GOLFVIEW RD	
10335	FM 762	
FB9	RANSOM RD	
C,E,R	4/1/2011	

Total Project Cost Information:		Year of Expenditure (YOE) Project Cost Information:				
Preliminary Engineering	\$98,597	Fund Cat	Federal	State	Local	Total
ROW Purchase:	\$503,047	LOCAL	---	---	\$3,038,000	\$3,038,000
Construction Engineering:	\$120,731	YOE Cost:	---	---	\$3,038,000	\$3,038,000
Construction Cost:	\$2,012,187					
Contingencies:	\$201,219					
Indirect Costs:	\$102,219					
Total Project Cost	\$3,038,000					

HARRIS	CITY OF HOUSTON	WIDEN TO 4-LANE DIVIDED
	GREENS RD	
5030	JOHN F KENNEDY BLVD	
N-000664	LEE RD	
C,E,R	12/3/2010	

Total Project Cost Information:		Year of Expenditure (YOE) Project Cost Information:				
Preliminary Engineering	\$372,450	Fund Cat	Federal	State	Local	Total
ROW Purchase:	\$1,900,253	LOCAL	---	---	\$11,400,000	\$11,400,000
Construction Engineering:	\$380,051	YOE Cost:	---	---	\$11,400,000	\$11,400,000
Construction Cost:	\$7,601,013					
Contingencies:	\$760,101					
Indirect Costs:	\$386,131					
Total Project Cost	\$11,400,000					

HARRIS	HARRIS COUNTY	CONSTRUCT 4-LANE CONCRETE BLVD SECTION W/ STORM SEWER
	GREENS RD W	
10104	CUTTEN RD	
B40054	HOLLISTER DR	
C,E,R	11/1/2009	

Total Project Cost Information:		Year of Expenditure (YOE) Project Cost Information:				
Preliminary Engineering	\$434,525	Fund Cat	Federal	State	Local	Total
ROW Purchase:	\$2,216,962	LOCAL	---	---	\$13,300,000	\$13,300,000
Construction Engineering:	\$443,392	YOE Cost:	---	---	\$13,300,000	\$13,300,000
Construction Cost:	\$8,867,849					
Contingencies:	\$886,785					
Indirect Costs:	\$450,487					
Total Project Cost	\$13,300,000					

HOUSTON-GALVESTON MPO
2011-2014 TRANSPORTATION IMPROVEMENT PROGRAM
LOCALLY FUNDED REGIONALLY SIGNIFICANT FY 2011 PROJECTS

COUNTY	SPONSOR	
CSJ NUMBER	STREET	Grouped Fiscal Year and Sorted by Street and Limits
MPO ID	FROM LIMIT	
SPONSOR ID	TO LIMIT	PROJECT DESCRIPTION
PHASE	LET DATE	

GALVESTON	CITY OF GALVESTON	FLOOD MITIGATION STUDY
	HARBORSIDE DR	
11208	IH 45	
GAL-FLOOD	SH 87	
C,E,R	10/1/2008	
Total Project Cost Information:		Year of Expenditure (YOE) Project Cost Information:
Preliminary Engineering	\$6,364	Fund Cat Federal State Local Total
ROW Purchase:	\$32,472	LOCAL --- --- \$200,000 \$200,000
Construction Engineering:	\$11,690	YOE Cost: --- --- \$200,000 \$200,000
Construction Cost:	\$129,887	
Contingencies:	\$12,989	
Indirect Costs:	\$6,598	
Total Project Cost	\$200,000	

HARRIS	HCTRA	CONSTRUCT RAILROAD GRADE SEPARATION AT EXISTING CROSSING
	HARDY TOLL RD	
15210	AT LORRAINE ST	
C	1/1/2011	
Total Project Cost Information:		Year of Expenditure (YOE) Project Cost Information:
Preliminary Engineering	\$980,000	Fund Cat Federal State Local Total
ROW Purchase:	\$5,000,000	TOLL --- --- \$20,000,000 \$20,000,000
Construction Engineering:	\$1,000,000	YOE Cost: --- --- \$20,000,000 \$20,000,000
Construction Cost:	\$20,000,000	
Contingencies:	\$2,000,000	
Indirect Costs:	\$1,016,000	
Total Project Cost	\$29,996,000	

HARRIS	HCTRA	RELOCATE PASSENGER RAIL LINE INTO ADJACENT RAIL ROW
	HARDY TOLL RD	
15209	IH 610/SP 548	
	BURNETT ST	
C	1/1/2011	
Total Project Cost Information:		Year of Expenditure (YOE) Project Cost Information:
Preliminary Engineering	\$2,450,000	Fund Cat Federal State Local Total
ROW Purchase:	\$2,500,000	TOLL --- --- \$50,000,000 \$50,000,000
Construction Engineering:	\$2,000,000	YOE Cost: --- --- \$50,000,000 \$50,000,000
Construction Cost:	\$50,000,000	
Contingencies:	\$5,000,000	
Indirect Costs:	\$2,540,000	
Total Project Cost	\$64,490,000	

FORT BEND	FORT BEND COUNTY	WIDEN FROM 2-LANE TO 4-LANE RURAL ROADWAY
	HARLEM RD	
11659	PLANTATION DR	
725	US 90A	
C,E,R	9/1/2010	
Total Project Cost Information:		Year of Expenditure (YOE) Project Cost Information:
Preliminary Engineering	\$340,850	Fund Cat Federal State Local Total
ROW Purchase:	\$1,739,032	LOCAL --- --- \$10,432,800 \$10,432,800
Construction Engineering:	\$347,806	YOE Cost: --- --- \$10,432,800 \$10,432,800
Construction Cost:	\$6,956,127	
Contingencies:	\$695,613	
Indirect Costs:	\$353,371	
Total Project Cost	\$10,432,800	

**HOUSTON-GALVESTON MPO
2011-2014 TRANSPORTATION IMPROVEMENT PROGRAM
LOCALLY FUNDED REGIONALLY SIGNIFICANT FY 2011 PROJECTS**

COUNTY	SPONSOR	Grouped Fiscal Year and Sorted by Street and Limits PROJECT DESCRIPTION
CSJ NUMBER	STREET	
MPO ID	FROM LIMIT	
SPONSOR ID	TO LIMIT	
PHASE	LET DATE	

FORT BEND	FORT BEND COUNTY	Reconstruct existing 2-lane to 4-lane curb & gutter with open ditch drainage.
	HARLEM RD	
14753	SH 99	
726	PLANTATION DR	
C	4/1/2011	

Total Project Cost Information:		Year of Expenditure (YOE) Project Cost Information:				
Preliminary Engineering	\$269,500	Fund Cat	Federal	State	Local	Total
ROW Purchase:	\$1,375,000	LOCAL	---	---	\$5,500,000	\$5,500,000
Construction Engineering:	\$275,000	YOE Cost:	---	---	\$5,500,000	\$5,500,000
Construction Cost:	\$5,500,000					
Contingencies:	\$550,000					
Indirect Costs:	\$279,400					
Total Project Cost	\$8,248,900					

HARRIS	CITY OF PINEY POINT VILLAGE	REMOVE THE EXISTING ASPHALT RD AND CONSTRUCT A CONCRETE CURB AND GUTTER ROADWAY. CONSTRUCT AN UNDERGROUND STORM SEWER SYSTEM, REMOVE THE ROADSIDE DITCHES AND INSTALL SIDEWALK.
	HEDWIG RD	
13654	BEINHORN	
06-011-03	SOLDIERS CREEK (N OF SMITHDALE)	
C,E,R	5/1/2011	

Total Project Cost Information:		Year of Expenditure (YOE) Project Cost Information:				
Preliminary Engineering	\$71,400	Fund Cat	Federal	State	Local	Total
ROW Purchase:	\$364,287	LOCAL	---	---	\$2,200,000	\$2,200,000
Construction Engineering:	\$87,429	YOE Cost:	---	---	\$2,200,000	\$2,200,000
Construction Cost:	\$1,457,147					
Contingencies:	\$145,715					
Indirect Costs:	\$74,023					
Total Project Cost	\$2,200,000					

HARRIS	CITY OF HOUSTON	WIDEN TO 4-LANE DIVIDED
	HIRSCH RD	
5016	CROSSTIMBERS	
N-000617	KELLEY	
C,E,R	1/11/2011	

Total Project Cost Information:		Year of Expenditure (YOE) Project Cost Information:				
Preliminary Engineering	\$479,937	Fund Cat	Federal	State	Local	Total
ROW Purchase:	\$2,448,660	LOCAL	---	---	\$14,690,000	\$14,690,000
Construction Engineering:	\$489,732	YOE Cost:	---	---	\$14,690,000	\$14,690,000
Construction Cost:	\$9,794,639					
Contingencies:	\$979,464					
Indirect Costs:	\$497,568					
Total Project Cost	\$14,690,000					

HARRIS	HARRIS COUNTY	CONSTRUCT 4-LANE BLVD W/ SEWERS, SIGNALS AND TURN LANES
	HOLLISTER/DUNCAN	
7668	FM 1960	
B40401	BOURGEOIS RD	
C,E,R	6/1/2010	

Total Project Cost Information:		Year of Expenditure (YOE) Project Cost Information:				
Preliminary Engineering	\$220,529	Fund Cat	Federal	State	Local	Total
ROW Purchase:	\$1,125,150	LOCAL	---	---	\$6,750,000	\$6,750,000
Construction Engineering:	\$225,030	YOE Cost:	---	---	\$6,750,000	\$6,750,000
Construction Cost:	\$4,500,600					
Contingencies:	\$450,060					
Indirect Costs:	\$228,630					
Total Project Cost	\$6,750,000					

HOUSTON-GALVESTON MPO
2011-2014 TRANSPORTATION IMPROVEMENT PROGRAM
LOCALLY FUNDED REGIONALLY SIGNIFICANT FY 2011 PROJECTS

COUNTY	SPONSOR	
CSJ NUMBER	STREET	Grouped Fiscal Year and Sorted by Street and Limits
MPO ID	FROM LIMIT	
SPONSOR ID	TO LIMIT	PROJECT DESCRIPTION
PHASE	LET DATE	

HARRIS	CITY OF HOUSTON	ENGINEER, DESIGN, ROW, EA & CONSTRUCT GRADE SEPARATION OVER UNION PACIFIC RR
	HOMESTEAD RD	
10028	LEY RD	
N-000713	LAURA KOPPE RD	
C,E,R	1/1/2011	
Total Project Cost Information:		Year of Expenditure (YOE) Project Cost Information:
Preliminary Engineering	\$442,039	Fund Cat Federal State Local Total
ROW Purchase:	\$2,255,301	LOCAL --- --- \$13,530,000 \$13,530,000
Construction Engineering:	\$451,060	YOE Cost: --- --- \$13,530,000 \$13,530,000
Construction Cost:	\$9,021,203	
Contingencies:	\$902,120	
Indirect Costs:	\$458,277	
Total Project Cost	\$13,530,000	

HARRIS	CITY OF KATY	INTERIM ENTRANCE (20%)
	IH 10 W	
0271-04-085	AT CANE ISLAND PARKWAY	
14743		
C	9/1/2010	
Total Project Cost Information:		Year of Expenditure (YOE) Project Cost Information:
Preliminary Engineering	\$19,600	Fund Cat Federal State Local Total
ROW Purchase:	\$20,000	LOCAL --- --- \$400,000 \$400,000
Construction Engineering:	\$36,000	YOE Cost: --- --- \$400,000 \$400,000
Construction Cost:	\$400,000	
Contingencies:	\$40,000	
Indirect Costs:	\$20,320	
Total Project Cost	\$535,920	

FORT BEND	CITY OF KATY	INTERIM EXIT RAMP AND INTERSECTION
	IH 10 W	
0271-05-034	AT CANE ISLAND PARKWAY	
14752		
C	9/1/2010	
Total Project Cost Information:		Year of Expenditure (YOE) Project Cost Information:
Preliminary Engineering	\$78,400	Fund Cat Federal State Local Total
ROW Purchase:	\$80,000	LOCAL --- --- \$1,600,000 \$1,600,000
Construction Engineering:	\$96,000	YOE Cost: --- --- \$1,600,000 \$1,600,000
Construction Cost:	\$1,600,000	
Contingencies:	\$160,000	
Indirect Costs:	\$81,280	
Total Project Cost	\$2,095,680	

FORT BEND	CITY OF MISSOURI CITY	CONSTRUCT NEW 4-LANE RDWY (IN SECTIONS)
	INDEPENDENCE BLVD	
400	320' E OF GCWA CANAL	
749	STAFFORDSHIRE RD	
C,E,R	9/1/2010	
Total Project Cost Information:		Year of Expenditure (YOE) Project Cost Information:
Preliminary Engineering	\$174,267	Fund Cat Federal State Local Total
ROW Purchase:	\$889,119	LOCAL --- --- \$5,334,000 \$5,334,000
Construction Engineering:	\$177,824	YOE Cost: --- --- \$5,334,000 \$5,334,000
Construction Cost:	\$3,556,474	
Contingencies:	\$355,647	
Indirect Costs:	\$180,669	
Total Project Cost	\$5,334,000	

**HOUSTON-GALVESTON MPO
2011-2014 TRANSPORTATION IMPROVEMENT PROGRAM
LOCALLY FUNDED REGIONALLY SIGNIFICANT FY 2011 PROJECTS**

COUNTY	SPONSOR	Grouped Fiscal Year and Sorted by Street and Limits PROJECT DESCRIPTION
CSJ NUMBER	STREET	
MPO ID	FROM LIMIT	
SPONSOR ID	TO LIMIT	
PHASE	LET DATE	

HARRIS	HARRIS COUNTY	TRAFFIC SIGNALIZATION AND RELATED WORK
	JACINTO PORT BLVD	
10619	SHELDON RD	
B20901	PENISULA BLVD	
C,E	5/1/2011	

Total Project Cost Information:		Year of Expenditure (YOE) Project Cost Information:				
Preliminary Engineering	\$44,100	Fund Cat	Federal	State	Local	Total
ROW Purchase:	\$0	LOCAL	---	---	\$900,000	\$900,000
Construction Engineering:	\$81,000	YOE Cost:	---	---	\$900,000	\$900,000
Construction Cost:	\$900,000					
Contingencies:	\$90,000					
Indirect Costs:	\$45,720					
Total Project Cost	\$1,160,820					

HARRIS	CITY OF HOUSTON	CONSTRUCT 4-LANE DIVIDED
	KIRBY DR	
5011	HOLMES RD	
N-000594	REED RD	
C,E,R	1/1/2011	

Total Project Cost Information:		Year of Expenditure (YOE) Project Cost Information:				
Preliminary Engineering	\$282,670	Fund Cat	Federal	State	Local	Total
ROW Purchase:	\$1,442,192	LOCAL	---	---	\$8,652,000	\$8,652,000
Construction Engineering:	\$288,438	YOE Cost:	---	---	\$8,652,000	\$8,652,000
Construction Cost:	\$5,768,769					
Contingencies:	\$576,877					
Indirect Costs:	\$293,053					
Total Project Cost	\$8,652,000					

HARRIS	CITY OF HOUSTON	RECONSTRUCT 2-LANE RDWY
	LAKESHORE DR	
9178	NASA RD 1	
	TALLOWOOD	
C,E,R	9/1/2010	

Total Project Cost Information:		Year of Expenditure (YOE) Project Cost Information:				
Preliminary Engineering	\$68,155	Fund Cat	Federal	State	Local	Total
ROW Purchase:	\$347,728	LOCAL	---	---	\$2,100,000	\$2,100,000
Construction Engineering:	\$83,455	YOE Cost:	---	---	\$2,100,000	\$2,100,000
Construction Cost:	\$1,390,913					
Contingencies:	\$139,091					
Indirect Costs:	\$70,658					
Total Project Cost	\$2,100,000					

GALVESTON	CITY OF LEAGUE CITY	CONSTRUCT HIKE & BIKE
	LEAGUE CITY PKWY	
2221	IH 45	
	BAY AREA BLVD	
C,E,R	1/1/2010	

Total Project Cost Information:		Year of Expenditure (YOE) Project Cost Information:				
Preliminary Engineering	\$11,850	Fund Cat	Federal	State	Local	Total
ROW Purchase:	\$12,091	LOCAL	---	---	\$324,000	\$324,000
Construction Engineering:	\$21,764	YOE Cost:	---	---	\$324,000	\$324,000
Construction Cost:	\$241,827					
Contingencies:	\$24,183					
Indirect Costs:	\$12,285					
Total Project Cost	\$324,000					

HOUSTON-GALVESTON MPO
2011-2014 TRANSPORTATION IMPROVEMENT PROGRAM
LOCALLY FUNDED REGIONALLY SIGNIFICANT FY 2011 PROJECTS

COUNTY	SPONSOR	
CSJ NUMBER	STREET	Grouped Fiscal Year and Sorted by Street and Limits
MPO ID	FROM LIMIT	
SPONSOR ID	TO LIMIT	PROJECT DESCRIPTION
PHASE	LET DATE	

FORT BEND	CITY OF SUGAR LAND	CONSTRUCT THE 1/2 BRIDGE OVER DITCH H
	LEXINGTON BLVD	
437	UNIVERSITY BLVD	
ST0207	OXBOW DR	
C,E,R	4/1/2011	
Total Project Cost Information:		Year of Expenditure (YOE) Project Cost Information:
Preliminary Engineering	\$73,656	Fund Cat
ROW Purchase:	\$375,798	Federal
Construction Engineering:	\$90,192	State
Construction Cost:	\$1,503,192	Local
Contingencies:	\$150,319	Total
Indirect Costs:	\$76,362	LOCAL
Total Project Cost	\$2,269,520	YOE Cost:
		Federal
		State
		Local
		Total

HARRIS	CITY OF HOUSTON	ROW, ENGINEER AND CONSTRUCT 4-LANE UNDIVIDED
	LITTLE YORK RD W	CONCRETE RD WITH CURBS, SIDEWALKS AND
14519	ALABONSON RD	UNDERGROUND UTILITIES
N-000687-01-3	T C JESTER BLVD	
C,E,R	12/1/2008	
Total Project Cost Information:		Year of Expenditure (YOE) Project Cost Information:
Preliminary Engineering	\$196,026	Fund Cat
ROW Purchase:	\$1,000,133	Federal
Construction Engineering:	\$200,027	State
Construction Cost:	\$4,000,533	Local
Contingencies:	\$400,053	Total
Indirect Costs:	\$203,227	LOCAL
Total Project Cost	\$6,000,000	YOE Cost:
		Federal
		State
		Local
		Total

HARRIS	CITY OF HOUSTON	MAIN STREET CORRIDOR REVITALIZATION: PHASE 3 -
	MAIN STREET CORRIDOR	PEDESTRIAN & TRANSIT IMPROVEMENTS IMPLEMENTATION
11997	AT BLODGETT ST	
C,E,R	12/1/2007	
Total Project Cost Information:		Year of Expenditure (YOE) Project Cost Information:
Preliminary Engineering	\$67,339	Fund Cat
ROW Purchase:	\$68,713	Federal
Construction Engineering:	\$82,455	State
Construction Cost:	\$1,374,256	Local
Contingencies:	\$137,426	Total
Indirect Costs:	\$69,812	LOCAL
Total Project Cost	\$1,800,000	YOE Cost:
		Federal
		State
		Local
		Total

HARRIS	CITY OF HOUSTON	ENGINEERING AND CONSTRUCTION OF FOUR LANE
	MARKET ST	BUSINESS/COLLECTOR CONCRETE ROADWAY WITH CURBS,
11859	LOCKWOOD	SIDEWALKS STREET LIGHTING, UTILITIES ON EXISTING ROW
N-000773	WAYSIDE DR	
C,E,R	1/1/2009	
Total Project Cost Information:		Year of Expenditure (YOE) Project Cost Information:
Preliminary Engineering	\$196,026	Fund Cat
ROW Purchase:	\$1,000,133	Federal
Construction Engineering:	\$200,027	State
Construction Cost:	\$4,000,533	Local
Contingencies:	\$400,053	Total
Indirect Costs:	\$203,227	LOCAL
Total Project Cost	\$6,000,000	YOE Cost:
		Federal
		State
		Local
		Total

**HOUSTON-GALVESTON MPO
2011-2014 TRANSPORTATION IMPROVEMENT PROGRAM
LOCALLY FUNDED REGIONALLY SIGNIFICANT FY 2011 PROJECTS**

COUNTY	SPONSOR	Grouped Fiscal Year and Sorted by Street and Limits PROJECT DESCRIPTION
CSJ NUMBER	STREET	
MPO ID	FROM LIMIT	
SPONSOR ID	TO LIMIT	
PHASE	LET DATE	

HARRIS	CITY OF HOUSTON	CONSTRUCT PEDESTRIAN BRIDGE OVER BRAYS BAYOU AND CONNECT TO EXISTING OFF-ROAD SHARED USE PATHS ON BAYOU GREENWAY LINKING THREE OF THE TOP 12 DISTRICT AREAS OF THE H-GAC PEDESTRIAN AND BICYCLE SPECIAL DISTRICTS STUDY
	MASON PARK	
13636	TIPS ST @ EVERGREEN DR	
F-0616	75TH ST	
C,E,R	2/28/2010	

Total Project Cost Information:		Year of Expenditure (YOE) Project Cost Information:				
Preliminary Engineering	\$0	Fund Cat	Federal	State	Local	Total
ROW Purchase:	\$0	LOCAL	---	---	\$2,231,000	\$2,231,000
Construction Engineering:	\$0	YOE Cost:	---	---	\$2,231,000	\$2,231,000
Construction Cost:	\$1,938,651					
Contingencies:	\$193,865					
Indirect Costs:	\$98,483					
Total Project Cost	\$2,231,000					

HARRIS	HARRIS COUNTY	WIDEN TO 4-LANE CONCRETE BLVD SECTION W/ STORM SEWER
	MASON RD	
13859	SCHIEL RD	
B30420	3000' N OF SCHIEL RD	
C,E,R	6/1/2010	

Total Project Cost Information:		Year of Expenditure (YOE) Project Cost Information:				
Preliminary Engineering	\$116,837	Fund Cat	Federal	State	Local	Total
ROW Purchase:	\$596,105	LOCAL	---	---	\$3,600,000	\$3,600,000
Construction Engineering:	\$143,065	YOE Cost:	---	---	\$3,600,000	\$3,600,000
Construction Cost:	\$2,384,422					
Contingencies:	\$238,442					
Indirect Costs:	\$121,129					
Total Project Cost	\$3,600,000					

FORT BEND	FORT BEND COUNTY	CONSTRUCT 4-LANE CONCRETE CURB&GUTTER ROADWAY PARTIALLY IN NEW LOCATION
	MASON RD	
11658	SH 99	
735	FM 359	
C,E,R	1/1/2011	

Total Project Cost Information:		Year of Expenditure (YOE) Project Cost Information:				
Preliminary Engineering	\$311,691	Fund Cat	Federal	State	Local	Total
ROW Purchase:	\$1,590,262	LOCAL	---	---	\$9,540,300	\$9,540,300
Construction Engineering:	\$318,052	YOE Cost:	---	---	\$9,540,300	\$9,540,300
Construction Cost:	\$6,361,048					
Contingencies:	\$636,105					
Indirect Costs:	\$323,141					
Total Project Cost	\$9,540,300					

HARRIS	CITY OF HOUSTON	CONSTRUCT NEW 300 FT BRIDGE AND 500 FT OF SHARED USE PATH CROSSING MEMORIAL DRIVE
	MEMORIAL PARK SHARED-USE PATH	
13638	S SIDE OF MEMORIAL PARK	
	N SIDE OF MEMORIAL PARK	
C,E,R	3/31/2010	

Total Project Cost Information:		Year of Expenditure (YOE) Project Cost Information:				
Preliminary Engineering	\$67,189	Fund Cat	Federal	State	Local	Total
ROW Purchase:	\$68,560	LOCAL	---	---	\$1,796,000	\$1,796,000
Construction Engineering:	\$82,272	YOE Cost:	---	---	\$1,796,000	\$1,796,000
Construction Cost:	\$1,371,202					
Contingencies:	\$137,120					
Indirect Costs:	\$69,657					
Total Project Cost	\$1,796,000					

HOUSTON-GALVESTON MPO
2011-2014 TRANSPORTATION IMPROVEMENT PROGRAM
LOCALLY FUNDED REGIONALLY SIGNIFICANT FY 2011 PROJECTS

COUNTY	SPONSOR	
CSJ NUMBER	STREET	Grouped Fiscal Year and Sorted by Street and Limits
MPO ID	FROM LIMIT	
SPONSOR ID	TO LIMIT	PROJECT DESCRIPTION
PHASE	LET DATE	

HARRIS	CITY OF HOUSTON	ACQUISITION OF ABANDONED MKT/SP RAILWAY SPUR
	MKT/SP SPUR	CURRENTLY OWNED BY TXDOT CONNECTS TO EXISTING
13667	IH 610 ALONG 7TH ST	BIKEWAYS AND PRESERVES THE CORRIDOR FOR
	IH 45 ALONG SPRING ST	PEDESTRIAN AND CYCLISTS USE
C,E,R	6/30/2008	

Total Project Cost Information:		Year of Expenditure (YOE) Project Cost Information:				
Preliminary Engineering	\$103,855	Fund Cat	Federal	State	Local	Total
ROW Purchase:	\$105,974	LOCAL	---	---	\$2,776,100	\$2,776,100
Construction Engineering:	\$127,169	YOE Cost:				
Construction Cost:	\$2,119,484	---	---	\$2,776,100	\$2,776,100	
Contingencies:	\$211,948					
Indirect Costs:	\$107,670					
Total Project Cost	\$2,776,100					

HARRIS	HARRIS COUNTY	EXPAND EXISTING 2 LANE ASPHALT TO 4 LANE CONCRETE
	MORTON RANCH RD	BLVD WITH CURB AND GUTTER AND STORM SEWERS
7478	WILLIAMETTE DR	
B30312	MASON RD	
C,E,R	3/1/2010	

Total Project Cost Information:		Year of Expenditure (YOE) Project Cost Information:				
Preliminary Engineering	\$186,225	Fund Cat	Federal	State	Local	Total
ROW Purchase:	\$950,127	LOCAL	---	---	\$5,700,000	\$5,700,000
Construction Engineering:	\$190,025	YOE Cost:				
Construction Cost:	\$3,800,507	---	---	\$5,700,000	\$5,700,000	
Contingencies:	\$380,051					
Indirect Costs:	\$193,066					
Total Project Cost	\$5,700,000					

HARRIS	HARRIS COUNTY	CONSTRUCT 4-LANE BLVD SECTION W/ STORM SEWER
	MORTON RD	DRAINAGE
239	MASON RD	
B30031	RAINTREE VILLAGE DR	
C,E,R	6/1/2009	

Total Project Cost Information:		Year of Expenditure (YOE) Project Cost Information:				
Preliminary Engineering	\$152,537	Fund Cat	Federal	State	Local	Total
ROW Purchase:	\$778,249	LOCAL	---	---	\$4,700,000	\$4,700,000
Construction Engineering:	\$186,780	YOE Cost:				
Construction Cost:	\$3,112,995	---	---	\$4,700,000	\$4,700,000	
Contingencies:	\$311,300					
Indirect Costs:	\$158,140					
Total Project Cost	\$4,700,000					

HARRIS	HARRIS COUNTY	Reconstruct 2-lane asphalt w/ 4-lane concrete, CURB & GUTTER
	MUESCHKE RD	w/STORM SEWER, INCLUDING 2 BRIDGES - 5,300'
13869	LITTLE CYPRESS CREEK	
B30507	SANDY HILL CIRCLE	
C,E,R	6/1/2010	

Total Project Cost Information:		Year of Expenditure (YOE) Project Cost Information:				
Preliminary Engineering	\$245,033	Fund Cat	Federal	State	Local	Total
ROW Purchase:	\$1,250,167	LOCAL	---	---	\$7,500,000	\$7,500,000
Construction Engineering:	\$250,033	YOE Cost:				
Construction Cost:	\$5,000,667	---	---	\$7,500,000	\$7,500,000	
Contingencies:	\$500,067					
Indirect Costs:	\$254,034					
Total Project Cost	\$7,500,000					

**HOUSTON-GALVESTON MPO
2011-2014 TRANSPORTATION IMPROVEMENT PROGRAM
LOCALLY FUNDED REGIONALLY SIGNIFICANT FY 2011 PROJECTS**

COUNTY	SPONSOR	Grouped Fiscal Year and Sorted by Street and Limits PROJECT DESCRIPTION
CSJ NUMBER	STREET	
MPO ID	FROM LIMIT	
SPONSOR ID	TO LIMIT	
PHASE	LET DATE	

HARRIS	HARRIS COUNTY	RECONSTRUCT 2-LANE ASPHALT W/ 4-LANE CONCRETE, CURB & GUTTER W/STORM SEWER, BRIDGES - 4,500'
	MUESCHKE RD	
13870	WILKS DR	
B30520	LITTLE CYPRESS CREEK	
C,E,R	6/1/2010	

Total Project Cost Information:		Year of Expenditure (YOE) Project Cost Information:				
Preliminary Engineering	\$152,537	Fund Cat	Federal	State	Local	Total
ROW Purchase:	\$778,249	LOCAL	---	---	\$4,700,000	\$4,700,000
Construction Engineering:	\$186,780	YOE Cost:	---	---	\$4,700,000	\$4,700,000
Construction Cost:	\$3,112,995					
Contingencies:	\$311,300					
Indirect Costs:	\$158,140					
Total Project Cost	\$4,700,000					

FORT BEND	FORT BEND COUNTY	REHAB EXISTING 2-LANE RURAL ROADWAY AND ADD SHOULDERS
	OLD RICHMOND RD	
13757	FM 1464	
728,729,730	SH 6	
T	4/1/2011	

Total Project Cost Information:		Year of Expenditure (YOE) Project Cost Information:				
Preliminary Engineering	\$0	Fund Cat	Federal	State	Local	Total
ROW Purchase:	\$0	LOCAL	---	---	\$21,500,000	\$21,500,000
Construction Engineering:	\$0	YOE Cost:	---	---	\$21,500,000	\$21,500,000
Construction Cost:	\$21,500,000					
Contingencies:	\$0					
Indirect Costs:	\$0					
Total Project Cost	\$21,500,000					

HARRIS	CITY OF HOUSTON	WIDEN TO 4-LANE DIVIDED
	PARKER RD	
5040	HARDY TOLL RD	
N-000708	US 59	
C,E,R	9/1/2010	

Total Project Cost Information:		Year of Expenditure (YOE) Project Cost Information:				
Preliminary Engineering	\$362,093	Fund Cat	Federal	State	Local	Total
ROW Purchase:	\$1,847,413	LOCAL	---	---	\$11,083,000	\$11,083,000
Construction Engineering:	\$369,483	YOE Cost:	---	---	\$11,083,000	\$11,083,000
Construction Cost:	\$7,389,652					
Contingencies:	\$738,965					
Indirect Costs:	\$375,394					
Total Project Cost	\$11,083,000					

HARRIS	CITY OF PASADENA	DESIGN, ACQUIRE ROW & WIDEN TO 6-LANE DIVIDED ROADWAY INCLUDING DRAINAGE AND SIGNALS AT SH 225 AND JACKSON
	PASADENA BLVD/STRAWBERRY RD	
10537	SH 225	
S043	JACKSON ST	
C,E,R	9/12/2009	

Total Project Cost Information:		Year of Expenditure (YOE) Project Cost Information:				
Preliminary Engineering	\$166,622	Fund Cat	Federal	State	Local	Total
ROW Purchase:	\$850,113	LOCAL	---	---	\$5,100,000	\$5,100,000
Construction Engineering:	\$170,023	YOE Cost:	---	---	\$5,100,000	\$5,100,000
Construction Cost:	\$3,400,453					
Contingencies:	\$340,045					
Indirect Costs:	\$172,743					
Total Project Cost	\$5,100,000					

HOUSTON-GALVESTON MPO
2011-2014 TRANSPORTATION IMPROVEMENT PROGRAM
LOCALLY FUNDED REGIONALLY SIGNIFICANT FY 2011 PROJECTS

COUNTY	SPONSOR	
CSJ NUMBER	STREET	Grouped Fiscal Year and Sorted by Street and Limits
MPO ID	FROM LIMIT	
SPONSOR ID	TO LIMIT	PROJECT DESCRIPTION
PHASE	LET DATE	

HARRIS	HARRIS COUNTY	WIDEN TO 4-LANE UNDIVIDED PAVEMENT
	PERRY RD	
8000	SH 249	
B40503	MILLS RD	
C,E,R	6/1/2010	
Total Project Cost Information:		Year of Expenditure (YOE) Project Cost Information:
Preliminary Engineering	\$129,819	Fund Cat Federal State Local Total
ROW Purchase:	\$662,339	LOCAL --- --- \$4,000,000 \$4,000,000
Construction Engineering:	\$158,961	YOE Cost: --- --- \$4,000,000 \$4,000,000
Construction Cost:	\$2,649,358	
Contingencies:	\$264,936	
Indirect Costs:	\$134,587	
Total Project Cost	\$4,000,000	

FORT BEND	FORT BEND COUNTY	CONSTRUCT TURN LANES ON BOTH US 90A AND PITTS ROAD APPROACHES
	PITTS RD	
13758	AT US 90A	
FB43		
C,E,R	1/1/2011	
Total Project Cost Information:		Year of Expenditure (YOE) Project Cost Information:
Preliminary Engineering	\$9,143	Fund Cat Federal State Local Total
ROW Purchase:	\$9,330	LOCAL --- --- \$250,000 \$250,000
Construction Engineering:	\$16,794	YOE Cost: --- --- \$250,000 \$250,000
Construction Cost:	\$186,595	
Contingencies:	\$18,660	
Indirect Costs:	\$9,479	
Total Project Cost	\$250,000	

HARRIS	UPTOWN HOUSTON DISTRICT	RECONSTRUCT ROADWAY IN CONJUNCTION WITH IMPLEMENTATION OF LRT
	POST OAK BLVD	
11005	IH 610	
UPT-7	RICHMOND AVE	
C,E,R	4/1/2011	
Total Project Cost Information:		Year of Expenditure (YOE) Project Cost Information:
Preliminary Engineering	\$986,710	Fund Cat Federal State Local Total
ROW Purchase:	\$5,034,233	LOCAL --- --- \$30,000,000 \$30,000,000
Construction Engineering:	\$805,477	YOE Cost: --- --- \$30,000,000 \$30,000,000
Construction Cost:	\$20,136,931	
Contingencies:	\$2,013,693	
Indirect Costs:	\$1,022,956	
Total Project Cost	\$30,000,000	

FORT BEND	CITY OF MISSOURI CITY	PAVEMENT RECONSTRUCTION
	QUAIL VALLEY DR E	
10785	CARTWRIGHT RD	
	HILTON HEAD DR	
C,E,R	2/1/2011	
Total Project Cost Information:		Year of Expenditure (YOE) Project Cost Information:
Preliminary Engineering	\$56,471	Fund Cat Federal State Local Total
ROW Purchase:	\$288,118	LOCAL --- --- \$1,740,000 \$1,740,000
Construction Engineering:	\$69,148	YOE Cost: --- --- \$1,740,000 \$1,740,000
Construction Cost:	\$1,152,471	
Contingencies:	\$115,247	
Indirect Costs:	\$58,546	
Total Project Cost	\$1,740,000	

**HOUSTON-GALVESTON MPO
2011-2014 TRANSPORTATION IMPROVEMENT PROGRAM
LOCALLY FUNDED REGIONALLY SIGNIFICANT FY 2011 PROJECTS**

COUNTY	SPONSOR	Grouped Fiscal Year and Sorted by Street and Limits PROJECT DESCRIPTION
CSJ NUMBER	STREET	
MPO ID	FROM LIMIT	
SPONSOR ID	TO LIMIT	
PHASE	LET DATE	

HARRIS	HARRIS COUNTY	RECONSTRUCT 4-LANE CONCRETE UNDIVIDED BLVD W/C&G AND STORM SEWER
14230	REPSDORPH RD	
B20213	E. NASA PKWY	
C,E,R	1.2 MILES NORTH	
	12/1/2009	

Total Project Cost Information:		Year of Expenditure (YOE) Project Cost Information:				
Preliminary Engineering	\$277,704	Fund Cat	Federal	State	Local	Total
ROW Purchase:	\$1,416,856	LOCAL	---	---	\$8,500,000	\$8,500,000
Construction Engineering:	\$283,371	YOE Cost:	---	---	\$8,500,000	\$8,500,000
Construction Cost:	\$5,667,422					
Contingencies:	\$566,742					
Indirect Costs:	\$287,905					
Total Project Cost	\$8,500,000					

HARRIS	HARRIS COUNTY	RECONSTRUCT CONCRETE BLVD (PARTIALLY ON NEW LOCATION)
14253	REPSDORPH RD	
B20214	REPSDORPH RD CIRCLE	
C,E,R	SH 146	
	12/1/2009	

Total Project Cost Information:		Year of Expenditure (YOE) Project Cost Information:				
Preliminary Engineering	\$84,382	Fund Cat	Federal	State	Local	Total
ROW Purchase:	\$430,521	LOCAL	---	---	\$2,600,000	\$2,600,000
Construction Engineering:	\$103,325	YOE Cost:	---	---	\$2,600,000	\$2,600,000
Construction Cost:	\$1,722,082					
Contingencies:	\$172,208					
Indirect Costs:	\$87,482					
Total Project Cost	\$2,600,000					

MONTGOMERY	MONTGOMERY COUNTY	WIDEN FROM 4 TO 6 LANES
12589	RESEARCH FOREST DR	
136	GOSLING RD	
C,E,R	KUYKENDAHL RD	
	1/1/2009	

Total Project Cost Information:		Year of Expenditure (YOE) Project Cost Information:				
Preliminary Engineering	\$149,551	Fund Cat	Federal	State	Local	Total
ROW Purchase:	\$763,015	LOCAL	---	---	\$4,608,000	\$4,608,000
Construction Engineering:	\$183,124	YOE Cost:	---	---	\$4,608,000	\$4,608,000
Construction Cost:	\$3,052,060					
Contingencies:	\$305,206					
Indirect Costs:	\$155,045					
Total Project Cost	\$4,608,000					

HARRIS	DOWNTOWN MANAGEMENT DISTRICT	ENGINEERING AND ROW ACQUISITION AND CONSTRUCTION OF NEW COLLECTOR ROADWAY WITH TWO LANES IN EACH DIRECTION AND SIGNALIZED INTERSECTIONS
11705	RUNNELS ST	
2025-4	MCKEE ST	
C,E,R	WASHINGTON	
	1/1/2009	

Total Project Cost Information:		Year of Expenditure (YOE) Project Cost Information:				
Preliminary Engineering	\$163,355	Fund Cat	Federal	State	Local	Total
ROW Purchase:	\$833,444	LOCAL	---	---	\$5,000,000	\$5,000,000
Construction Engineering:	\$166,689	YOE Cost:	---	---	\$5,000,000	\$5,000,000
Construction Cost:	\$3,333,778					
Contingencies:	\$333,378					
Indirect Costs:	\$169,356					
Total Project Cost	\$5,000,000					

**HOUSTON-GALVESTON MPO
2011-2014 TRANSPORTATION IMPROVEMENT PROGRAM
LOCALLY FUNDED REGIONALLY SIGNIFICANT FY 2011 PROJECTS**

COUNTY	SPONSOR	Grouped Fiscal Year and Sorted by Street and Limits PROJECT DESCRIPTION
CSJ NUMBER	STREET	
MPO ID	FROM LIMIT	
SPONSOR ID	TO LIMIT	
PHASE	LET DATE	

HARRIS	CITY OF HOUSTON	RECONSTRUCT EXISTING CONCRETE RDWY, INCL. ACQUISITION & ENGR OF 3 CONCRETE RDWY W/ PARKING CURBS, SIDEWALKS, STREET LIGHTING & UNDERGROUND UTILITIES
	SAMPSON ST	
10025	NAVIGATION BLVD	
N-000717	POLK ST	
C,E,R	1/1/2011	

Total Project Cost Information:		Year of Expenditure (YOE) Project Cost Information:				
		Fund Cat	Federal	State	Local	Total
Preliminary Engineering	\$129,819	LOCAL	---	---	\$4,000,000	\$4,000,000
ROW Purchase:	\$662,339	YOE Cost:				\$4,000,000
Construction Engineering:	\$158,961					
Construction Cost:	\$2,649,358					
Contingencies:	\$264,936					
Indirect Costs:	\$134,587					
Total Project Cost	\$4,000,000					

HARRIS	HARRIS COUNTY	WIDEN TO 5-LANE ASPHALT PAVEMENT SECTION W/ STORM SEWER
	SAUMS RD	
7649	W OF HCFD UNIT U101-02-00 (W OF GREENHOUSE)	
B30503	COH C/L	
C,E,R	9/14/2010	

Total Project Cost Information:		Year of Expenditure (YOE) Project Cost Information:				
		Fund Cat	Federal	State	Local	Total
Preliminary Engineering	\$42,191	LOCAL	---	---	\$1,300,000	\$1,300,000
ROW Purchase:	\$215,260	YOE Cost:				\$1,300,000
Construction Engineering:	\$51,662					
Construction Cost:	\$861,041					
Contingencies:	\$86,104					
Indirect Costs:	\$43,741					
Total Project Cost	\$1,300,000					

HARRIS	CITY OF LA PORTE	WIDEN TO 5-LANE CONCRETE PAVEMENT W/STORM SEWER DRAINAGE
	SENS RD	
4000	N H ST	
B20211	SPENCER HWY	
C,E,R	9/1/2008	

Total Project Cost Information:		Year of Expenditure (YOE) Project Cost Information:				
		Fund Cat	Federal	State	Local	Total
Preliminary Engineering	\$271,169	LOCAL	---	---	\$8,300,000	\$8,300,000
ROW Purchase:	\$1,383,518	YOE Cost:				\$8,300,000
Construction Engineering:	\$276,704					
Construction Cost:	\$5,534,071					
Contingencies:	\$553,407					
Indirect Costs:	\$281,131					
Total Project Cost	\$8,300,000					

HARRIS	HARRIS COUNTY	WIDEN TO 5-LANE CONCRETE PAVEMENT W/STORM SEWER DRAINAGE
	SENS RD	
13873	SH 225	
B20212	N H ST	
C,E,R	12/1/2009	

Total Project Cost Information:		Year of Expenditure (YOE) Project Cost Information:				
		Fund Cat	Federal	State	Local	Total
Preliminary Engineering	\$87,628	LOCAL	---	---	\$2,700,000	\$2,700,000
ROW Purchase:	\$447,079	YOE Cost:				\$2,700,000
Construction Engineering:	\$107,299					
Construction Cost:	\$1,788,316					
Contingencies:	\$178,832					
Indirect Costs:	\$90,846					
Total Project Cost	\$2,700,000					

**HOUSTON-GALVESTON MPO
2011-2014 TRANSPORTATION IMPROVEMENT PROGRAM
LOCALLY FUNDED REGIONALLY SIGNIFICANT FY 2011 PROJECTS**

COUNTY	SPONSOR	Grouped Fiscal Year and Sorted by Street and Limits PROJECT DESCRIPTION
CSJ NUMBER	STREET	
MPO ID	FROM LIMIT	
SPONSOR ID	TO LIMIT	
PHASE	LET DATE	

HARRIS	PORT OF HOUSTON AUTHORITY	CONSTRUCT EB EXIT
	SH 146	
10456	PORT RD	
3.9 OPT 1	ACCESS RD & OLD SH 146	
C,E,R	10/1/2009	

Total Project Cost Information:		Year of Expenditure (YOE) Project Cost Information:				
Preliminary Engineering	\$93,169	Fund Cat	Federal	State	Local	Total
ROW Purchase:	\$475,351	LOCAL	---	---	\$2,870,740	\$2,870,740
Construction Engineering:	\$114,084	YOE Cost:	---	---	\$2,870,740	\$2,870,740
Construction Cost:	\$1,901,404					
Contingencies:	\$190,140					
Indirect Costs:	\$96,591					
Total Project Cost	\$2,870,740					

MONTGOMERY	TXDOT HOUSTON DISTRICT	CONSTRUCT ELECTRONICALLY TOLLED DIRECT
3538-01-030	SH 242	CONNECTORS FROM WB SH
13513	AT IH 45	242 TO SB IH 45 & NB IH 45 TO WB SH 242 (PTF)
C	8/1/2011	

Total Project Cost Information:		Year of Expenditure (YOE) Project Cost Information:				
Preliminary Engineering	\$1,192,464	Fund Cat	Federal	State	Local	Total
ROW Purchase:	\$6,084,000	PTF	---	---	\$22,900,000	\$22,900,000
Construction Engineering:	\$1,216,800	LOCAL CONT	---	---	\$1,436,000	\$1,436,000
Construction Cost:	\$24,336,000	YOE Cost:	---	---	\$24,336,000	\$24,336,000
Contingencies:	\$2,433,600					
Indirect Costs:	\$1,236,269					
Total Project Cost	\$36,499,133					

MONTGOMERY	MONTGOMERY COUNTY	CONSTRUCT DIRECT CONNECTOR NB IH 45 TO EB SH 242
3538-01-038	SH 242	
14714	AT IH 45	
C	8/1/2011	

Total Project Cost Information:		Year of Expenditure (YOE) Project Cost Information:				
Preliminary Engineering	\$416,500	Fund Cat	Federal	State	Local	Total
ROW Purchase:	\$2,125,000	LOCAL	---	---	\$8,500,000	\$8,500,000
Construction Engineering:	\$425,000	YOE Cost:	---	---	\$8,500,000	\$8,500,000
Construction Cost:	\$8,500,000					
Contingencies:	\$850,000					
Indirect Costs:	\$431,800					
Total Project Cost	\$12,748,300					

MULTIPLE	BRAZORIA COUNTY	DESIGN 4 TOLL LANES WITH GRADE SEPARATIONS
	SH 288	
15216	BW 8	
	SH 99	
E	1/1/2011	

Total Project Cost Information:		Year of Expenditure (YOE) Project Cost Information:				
Preliminary Engineering	\$50,000,000	Fund Cat	Federal	State	Local	Total
ROW Purchase:	\$0	TOLL	---	---	\$50,000,000	\$50,000,000
Construction Engineering:	\$0	YOE Cost:	---	---	\$50,000,000	\$50,000,000
Construction Cost:	\$0					
Contingencies:	\$5,000,000					
Indirect Costs:	\$2,540,000					
Total Project Cost	\$57,540,000					

HOUSTON-GALVESTON MPO
2011-2014 TRANSPORTATION IMPROVEMENT PROGRAM
LOCALLY FUNDED REGIONALLY SIGNIFICANT FY 2011 PROJECTS

COUNTY	SPONSOR	
CSJ NUMBER	STREET	Grouped Fiscal Year and Sorted by Street and Limits
MPO ID	FROM LIMIT	
SPONSOR ID	TO LIMIT	PROJECT DESCRIPTION
PHASE	LET DATE	

BRAZORIA	BRAZORIA COUNTY	OVERLAY AND WIDEN FROM 2 TO 4-LANES
0188-04-046	SH 36	
14713	N OF CR 348	
	S OF CR 310 IN CITY OF BRAZORIA	
C	12/1/2010	

Total Project Cost Information:**Year of Expenditure (YOE) Project Cost Information:**

Preliminary Engineering	\$199,332	Fund Cat	Federal	State	Local	Total
ROW Purchase:	\$1,017,000	PTF	---	---	\$4,068,000	\$4,068,000
Construction Engineering:	\$244,080	YOE Cost:	---	---	\$4,068,000	\$4,068,000
Construction Cost:	\$4,068,000					
Contingencies:	\$406,800					
Indirect Costs:	\$206,654					
Total Project Cost	\$6,141,866					

HARRIS	HCTRA	SEG F-2: DESIGN 4-LANE TOLLWAY WITH NON-CONTINUOUS TWO 2-LANE FRONTAGE ROADS AND INTERCHANGES
	SH 99	
15206	SH 249	
	IH 45 N	
E	9/1/2010	

Total Project Cost Information:**Year of Expenditure (YOE) Project Cost Information:**

Preliminary Engineering	\$30,000,000	Fund Cat	Federal	State	Local	Total
ROW Purchase:	\$0	TOLL	---	---	\$30,000,000	\$30,000,000
Construction Engineering:	\$0	YOE Cost:	---	---	\$30,000,000	\$30,000,000
Construction Cost:	\$0					
Contingencies:	\$3,000,000					
Indirect Costs:	\$1,524,000					
Total Project Cost	\$34,524,000					

HARRIS	HCTRA	SEG F-1: DESIGN 4-LANE TOLLWAY WITH NONCONTINUOUS TWO 2-LANE FRONTAGE ROADS AND INTERCHANGES
	SH 99	
15205	US 290	
	SH 249	
E	9/1/2010	

Total Project Cost Information:**Year of Expenditure (YOE) Project Cost Information:**

Preliminary Engineering	\$30,000,000	Fund Cat	Federal	State	Local	Total
ROW Purchase:	\$0	TOLL	---	---	\$30,000,000	\$30,000,000
Construction Engineering:	\$0	YOE Cost:	---	---	\$30,000,000	\$30,000,000
Construction Cost:	\$0					
Contingencies:	\$3,000,000					
Indirect Costs:	\$1,524,000					
Total Project Cost	\$34,524,000					

GALVESTON	CITY OF TEXAS CITY	CONSTRUCT NEW 4-LANE PRINCIPAL ARTERIAL
	SHOAL POINT ACCESS RD	
7615	LP 197	
	SOUTHERN END TERMINAL SITE	
C,E,R	3/1/2009	

Total Project Cost Information:**Year of Expenditure (YOE) Project Cost Information:**

Preliminary Engineering	\$822,258	Fund Cat	Federal	State	Local	Total
ROW Purchase:	\$4,195,194	LOCAL	---	---	\$25,000,000	\$25,000,000
Construction Engineering:	\$671,231	YOE Cost:	---	---	\$25,000,000	\$25,000,000
Construction Cost:	\$16,780,776					
Contingencies:	\$1,678,078					
Indirect Costs:	\$852,463					
Total Project Cost	\$25,000,000					

**HOUSTON-GALVESTON MPO
2011-2014 TRANSPORTATION IMPROVEMENT PROGRAM
LOCALLY FUNDED REGIONALLY SIGNIFICANT FY 2011 PROJECTS**

COUNTY	SPONSOR	Grouped Fiscal Year and Sorted by Street and Limits PROJECT DESCRIPTION
CSJ NUMBER	STREET	
MPO ID	FROM LIMIT	
SPONSOR ID	TO LIMIT	
PHASE	LET DATE	

FORT BEND	CITY OF MISSOURI CITY	ADDITION OF NB DUAL LEFT TURN LANE AND CHANNELIZED EB RIGHT TURN LANE WITH ACCELERATION LANE ON SIENNA RANCH ROAD
13738	SIENNA PKWY	
I-18	AT SIENNA RANCH	
C,E,R	9/1/2010	

Total Project Cost Information:		Year of Expenditure (YOE) Project Cost Information:				
		Fund Cat	Federal	State	Local	Total
Preliminary Engineering	\$22,675	LOCAL	---	---	\$620,000	\$620,000
ROW Purchase:	\$23,138	YOE Cost:				
Construction Engineering:	\$41,648		---	---	\$620,000	\$620,000
Construction Cost:	\$462,756					
Contingencies:	\$46,276					
Indirect Costs:	\$23,508					
Total Project Cost	\$620,000					

FORT BEND	CITY OF MISSOURI CITY	EXTEND 4-LANE ROADWAY
12380	SIENNA PKWY	
I-17	WATERS LAKE BLVD	
C,E,R	FM 521	
	9/1/2010	

Total Project Cost Information:		Year of Expenditure (YOE) Project Cost Information:				
		Fund Cat	Federal	State	Local	Total
Preliminary Engineering	\$501,043	LOCAL	---	---	\$15,336,000	\$15,336,000
ROW Purchase:	\$2,556,341	YOE Cost:				
Construction Engineering:	\$511,268		---	---	\$15,336,000	\$15,336,000
Construction Cost:	\$10,225,363					
Contingencies:	\$1,022,536					
Indirect Costs:	\$519,448					
Total Project Cost	\$15,336,000					

HARRIS	HARRIS COUNTY	RECONSTRUCT AND WIDEN 4-LANE ROADWAY TO 5-LANE INCLUDING DRAINAGE, WATER, SEWER, TRAFFIC SIGNAL UPGRADES, 2-WAY LEFT TURN LANE, SIDEWALKS
13574	SOUTHMORE ST	
B20506/S055	500' E OF JOHNSON RD	
C,E,R	STRAWBERRY RD	
	6/1/2010	

Total Project Cost Information:		Year of Expenditure (YOE) Project Cost Information:				
		Fund Cat	Federal	State	Local	Total
Preliminary Engineering	\$173,156	LOCAL	---	---	\$5,300,000	\$5,300,000
ROW Purchase:	\$883,451	YOE Cost:				
Construction Engineering:	\$176,690		---	---	\$5,300,000	\$5,300,000
Construction Cost:	\$3,533,805					
Contingencies:	\$353,380					
Indirect Costs:	\$179,517					
Total Project Cost	\$5,300,000					

HARRIS	CITY OF HOUSTON	CONSTRUCT SPRING BRANCH CREEK TRAIL
13668	SPRING BRANCH CREEK TRAIL	
	CAMPBELL	
C,E,R	WESTVIEW	
	6/1/2008	

Total Project Cost Information:		Year of Expenditure (YOE) Project Cost Information:				
		Fund Cat	Federal	State	Local	Total
Preliminary Engineering	\$59,585	LOCAL	---	---	\$1,592,749	\$1,592,749
ROW Purchase:	\$60,801	YOE Cost:				
Construction Engineering:	\$72,961		---	---	\$1,592,749	\$1,592,749
Construction Cost:	\$1,216,025					
Contingencies:	\$121,602					
Indirect Costs:	\$61,774					
Total Project Cost	\$1,592,749					

HOUSTON-GALVESTON MPO
2011-2014 TRANSPORTATION IMPROVEMENT PROGRAM
LOCALLY FUNDED REGIONALLY SIGNIFICANT FY 2011 PROJECTS

COUNTY	SPONSOR	
CSJ NUMBER	STREET	Grouped Fiscal Year and Sorted by Street and Limits
MPO ID	FROM LIMIT	
SPONSOR ID	TO LIMIT	PROJECT DESCRIPTION
PHASE	LET DATE	

HARRIS	HARRIS COUNTY	WIDEN TO 4-LANE CONCRETE BLVD SECTION W/ STORM SEWER DRAINAGE
	STUEBNER AIRLINE RD	
13821	FM 2920	
B40302	THORA LN	
C,E,R	9/1/2010	

Total Project Cost Information:**Year of Expenditure (YOE) Project Cost Information:**

Preliminary Engineering	\$156,107	Fund Cat	Federal	State	Local	Total
ROW Purchase:	\$796,463	LOCAL	---	---	\$4,810,000	\$4,810,000
Construction Engineering:	\$191,151	YOE Cost:	---	---	\$4,810,000	\$4,810,000
Construction Cost:	\$3,185,852					
Contingencies:	\$318,585					
Indirect Costs:	\$161,841					
Total Project Cost	\$4,810,000					

HARRIS	HARRIS COUNTY	WIDEN TO 4-LANE CONCRETE BLVD SECTION W/ STORM SEWER DRAINAGE
	STUEBNER AIRLINE RD	
8075	THORA LN	
B40301	SPRING CYPRESS RD	
C,E,R	9/1/2010	

Total Project Cost Information:**Year of Expenditure (YOE) Project Cost Information:**

Preliminary Engineering	\$139,555	Fund Cat	Federal	State	Local	Total
ROW Purchase:	\$712,015	LOCAL	---	---	\$4,300,000	\$4,300,000
Construction Engineering:	\$170,884	YOE Cost:	---	---	\$4,300,000	\$4,300,000
Construction Cost:	\$2,848,059					
Contingencies:	\$284,806					
Indirect Costs:	\$144,681					
Total Project Cost	\$4,300,000					

HARRIS	HARRIS COUNTY	CONSTRUCT 4-LANE BLVD SECTION W/ OFF-SITE DETENTION
	T C JESTER BLVD	
13665	FM 1960	
B40306	N OF SPEARS RD	
C,E,R	6/1/2010	

Total Project Cost Information:**Year of Expenditure (YOE) Project Cost Information:**

Preliminary Engineering	\$173,156	Fund Cat	Federal	State	Local	Total
ROW Purchase:	\$883,451	LOCAL	---	---	\$5,300,000	\$5,300,000
Construction Engineering:	\$176,690	YOE Cost:	---	---	\$5,300,000	\$5,300,000
Construction Cost:	\$3,533,805					
Contingencies:	\$353,380					
Indirect Costs:	\$179,517					
Total Project Cost	\$5,300,000					

HARRIS	CITY OF HOUSTON	CONSTRUCT TWO 24' CONCRETE RD WITH CURBS AND SIDEWALKS AND NECESSARY UNDERGROUND UTILITIES
	TANNER RD	
11864	BW 8	
N-000589	TRIWAY LN	
C,E,R	9/1/2010	

Total Project Cost Information:**Year of Expenditure (YOE) Project Cost Information:**

Preliminary Engineering	\$624,017	Fund Cat	Federal	State	Local	Total
ROW Purchase:	\$3,183,758	LOCAL	---	---	\$19,100,000	\$19,100,000
Construction Engineering:	\$636,752	YOE Cost:	---	---	\$19,100,000	\$19,100,000
Construction Cost:	\$12,735,031					
Contingencies:	\$1,273,503					
Indirect Costs:	\$646,940					
Total Project Cost	\$19,100,000					

**HOUSTON-GALVESTON MPO
2011-2014 TRANSPORTATION IMPROVEMENT PROGRAM
LOCALLY FUNDED REGIONALLY SIGNIFICANT FY 2011 PROJECTS**

COUNTY	SPONSOR	Grouped Fiscal Year and Sorted by Street and Limits PROJECT DESCRIPTION
CSJ NUMBER	STREET	
MPO ID	FROM LIMIT	
SPONSOR ID	TO LIMIT	
PHASE	LET DATE	

FORT BEND	CITY OF MISSOURI CITY	RESTRIPE WB BUFFALO RUN LANES TO INCLUDE 2 LEFT
	TEXAS PKWY/FM 2234	TURN ONLY LANES AND ONE SHARED THROUGH RIGHT LANE
13737	AT BUFFALO RUN	
I-2		
C,E,R	9/1/2010	

Total Project Cost Information:		Year of Expenditure (YOE) Project Cost Information:				
		Fund Cat	Federal	State	Local	Total
Preliminary Engineering	\$12,069	LOCAL	---	---	\$330,000	\$330,000
ROW Purchase:	\$12,315					
Construction Engineering:	\$22,167					
Construction Cost:	\$246,305	YOE Cost:	---	---	\$330,000	\$330,000
Contingencies:	\$24,631					
Indirect Costs:	\$12,512					
Total Project Cost	\$330,000					

FORT BEND	CITY OF MISSOURI CITY	ADDITION OF ON SB THROUGH LANE
	TEXAS PKWY/FM 2234	
13736	AT CARTWRIGHT	
I-5		
C,E,R	9/1/2010	

Total Project Cost Information:		Year of Expenditure (YOE) Project Cost Information:				
		Fund Cat	Federal	State	Local	Total
Preliminary Engineering	\$10,606	LOCAL	---	---	\$290,000	\$290,000
ROW Purchase:	\$10,823					
Construction Engineering:	\$19,481					
Construction Cost:	\$216,450	YOE Cost:	---	---	\$290,000	\$290,000
Contingencies:	\$21,645					
Indirect Costs:	\$10,996					
Total Project Cost	\$290,000					

FORT BEND	CITY OF MISSOURI CITY	ADDITION OF ONE EB LEFT TURN LANE
	TEXAS PKWY/FM 2234	
13735	AT COURT RD	
I-4		
C,E,R	9/1/2010	

Total Project Cost Information:		Year of Expenditure (YOE) Project Cost Information:				
		Fund Cat	Federal	State	Local	Total
Preliminary Engineering	\$10,606	LOCAL	---	---	\$290,000	\$290,000
ROW Purchase:	\$10,823					
Construction Engineering:	\$19,481					
Construction Cost:	\$216,450	YOE Cost:	---	---	\$290,000	\$290,000
Contingencies:	\$21,645					
Indirect Costs:	\$10,996					
Total Project Cost	\$290,000					

HARRIS	CITY OF PASADENA	RECONSTRUCT 2800 LF 3-LANES INCLUDING WATER, SEWER
	THOMAS AVE W	AND DRAINAGE
13663	SCARBOROUGH LN	
S040	RICHEY	
C,E,R	1/1/2010	

Total Project Cost Information:		Year of Expenditure (YOE) Project Cost Information:				
		Fund Cat	Federal	State	Local	Total
Preliminary Engineering	\$72,471	LOCAL	---	---	\$2,233,000	\$2,233,000
ROW Purchase:	\$369,751					
Construction Engineering:	\$88,740					
Construction Cost:	\$1,479,004	YOE Cost:	---	---	\$2,233,000	\$2,233,000
Contingencies:	\$147,900					
Indirect Costs:	\$75,133					
Total Project Cost	\$2,233,000					

HOUSTON-GALVESTON MPO
2011-2014 TRANSPORTATION IMPROVEMENT PROGRAM
LOCALLY FUNDED REGIONALLY SIGNIFICANT FY 2011 PROJECTS

COUNTY	SPONSOR	
CSJ NUMBER	STREET	Grouped Fiscal Year and Sorted by Street and Limits
MPO ID	FROM LIMIT	
SPONSOR ID	TO LIMIT	PROJECT DESCRIPTION
PHASE	LET DATE	

BRAZORIA	CITY OF ALVIN	CONSTRUCT TOM BLAKELY JR. HIKE & BIKE TRAIL EXTENSION
0912-31-230	TOM BLAKELY JR HIKE & BIKE TRAIL EXT	
13854	TRAIN DEPOT & DOWNTOWN DISTRICT	
	NATIONAL OAK PARK	
C	4/6/2011	

Total Project Cost Information:**Year of Expenditure (YOE) Project Cost Information:**

Preliminary Engineering	\$10,992	Fund Cat	Federal	State	Local	Total
ROW Purchase:	\$11,217	LOCAL	---	---	\$224,335	\$224,335
Construction Engineering:	\$20,190	YOE Cost:	---	---	\$224,335	\$224,335
Construction Cost:	\$224,335					
Contingencies:	\$22,434					
Indirect Costs:	\$11,396					
Total Project Cost	\$300,564					

FORT BEND	CITY OF SUGAR LAND	CONSTRUCT NEW 4-LANE CURB & GUTTER SECTION
	UNIVERSITY BLVD	
7052	COMMONWEALTH BLVD	
ST-0106	SE CORNER OF BRAZOS LANDING SUBDIVISON	
C,E,R	1/1/2008	

Total Project Cost Information:**Year of Expenditure (YOE) Project Cost Information:**

Preliminary Engineering	\$653,420	Fund Cat	Federal	State	Local	Total
ROW Purchase:	\$3,333,778	LOCAL	---	---	\$20,000,000	\$20,000,000
Construction Engineering:	\$666,756	YOE Cost:	---	---	\$20,000,000	\$20,000,000
Construction Cost:	\$13,335,111					
Contingencies:	\$1,333,511					
Indirect Costs:	\$677,424					
Total Project Cost	\$20,000,000					

FORT BEND	CITY OF SUGAR LAND	PH 2: WIDEN TO 6 & 8-LANE DIVIDED RDWY (IN SECTIONS)
	UNIVERSITY BLVD	
7051	US 59	
ST9813	COMMONWEALTH BLVD	
C,E,R	1/1/2008	

Total Project Cost Information:**Year of Expenditure (YOE) Project Cost Information:**

Preliminary Engineering	\$81,137	Fund Cat	Federal	State	Local	Total
ROW Purchase:	\$413,962	LOCAL	---	---	\$2,500,000	\$2,500,000
Construction Engineering:	\$99,351	YOE Cost:	---	---	\$2,500,000	\$2,500,000
Construction Cost:	\$1,655,848					
Contingencies:	\$165,585					
Indirect Costs:	\$84,117					
Total Project Cost	\$2,500,000					

HARRIS	METRO	CONSTRUCT DIAMOND LANE FACILITY ON US 290 MEDIAN
0050-06-078	US 290	
15220	W OF BARKER CYPRESS	
	W OF TELGE RD	
C	12/1/2010	

Total Project Cost Information:**Year of Expenditure (YOE) Project Cost Information:**

Preliminary Engineering	\$11,760	Fund Cat	Federal	State	Local	Total
ROW Purchase:	\$60,000	LOCAL	---	---	\$240,000	\$240,000
Construction Engineering:	\$21,600	YOE Cost:	---	---	\$240,000	\$240,000
Construction Cost:	\$240,000					
Contingencies:	\$24,000					
Indirect Costs:	\$12,192					
Total Project Cost	\$369,552					

**HOUSTON-GALVESTON MPO
2011-2014 TRANSPORTATION IMPROVEMENT PROGRAM
LOCALLY FUNDED REGIONALLY SIGNIFICANT FY 2011 PROJECTS**

COUNTY	SPONSOR	Grouped Fiscal Year and Sorted by Street and Limits PROJECT DESCRIPTION
CSJ NUMBER	STREET	
MPO ID	FROM LIMIT	
SPONSOR ID	TO LIMIT	
PHASE	LET DATE	

HARRIS	METRO	CONSTRUCT DIAMOND LANE FACILITY ON US 290 MEDIAN
0050-08-089	US 290	
15221	W OF TELGE RD	
	E OF ELDRIDGE PKWY N	
C	12/1/2010	

Total Project Cost Information:		Year of Expenditure (YOE) Project Cost Information:				
Preliminary Engineering	\$1,764	Fund Cat	Federal	State	Local	Total
ROW Purchase:	\$9,000	LOCAL	---	---	\$36,000	\$36,000
Construction Engineering:	\$3,240	YOE Cost:	---	---	\$36,000	\$36,000
Construction Cost:	\$36,000					
Contingencies:	\$3,600					
Indirect Costs:	\$1,829					
Total Project Cost	\$55,433					

HARRIS	CITY OF HOUSTON	INSTALL ADVANCED SIGNAL CONTROL EQUIPMENT, UPGRADE SIGNAL INFRASTRUCTURE, PEDESTRIAN CONTROL DEVICES AND OPTIMIZE TRAFFIC SIGNAL TIMING PATTERNS IN 11 CORRIDORS
9718	VA VARIOUS	
C,E,R	9/1/2008	

Total Project Cost Information:		Year of Expenditure (YOE) Project Cost Information:				
Preliminary Engineering	\$1,139,712	Fund Cat	Federal	State	Local	Total
ROW Purchase:	\$1,162,971	LOCAL	---	---	\$30,000,000	\$30,000,000
Construction Engineering:	\$930,377	YOE Cost:	---	---	\$30,000,000	\$30,000,000
Construction Cost:	\$23,259,420					
Contingencies:	\$2,325,942					
Indirect Costs:	\$1,181,579					
Total Project Cost	\$30,000,000					

HARRIS	CITY OF HOUSTON	DIGITAL RADIO INFRASTRUCTURE PROJECT
10094	VA VARIOUS	
C,E,R	1/1/2010	

Total Project Cost Information:		Year of Expenditure (YOE) Project Cost Information:				
Preliminary Engineering	\$38,895	Fund Cat	Federal	State	Local	Total
ROW Purchase:	\$0	LOCAL	---	---	\$1,000,000	\$1,000,000
Construction Engineering:	\$47,627	YOE Cost:	---	---	\$1,000,000	\$1,000,000
Construction Cost:	\$793,777					
Contingencies:	\$79,378					
Indirect Costs:	\$40,324					
Total Project Cost	\$1,000,000					

HARRIS	CITY OF HOUSTON	TRAFFIC SIGNAL TIMING OPTIMIZATION (FY 2009-FY 2025)
11693	VA VARIOUS	
C,E,R	9/1/2008	

Total Project Cost Information:		Year of Expenditure (YOE) Project Cost Information:				
Preliminary Engineering	\$1,291,673	Fund Cat	Federal	State	Local	Total
ROW Purchase:	\$1,318,034	LOCAL	---	---	\$34,000,000	\$34,000,000
Construction Engineering:	\$1,054,427	YOE Cost:	---	---	\$34,000,000	\$34,000,000
Construction Cost:	\$26,360,676					
Contingencies:	\$2,636,068					
Indirect Costs:	\$1,339,122					
Total Project Cost	\$34,000,000					

HOUSTON-GALVESTON MPO
2011-2014 TRANSPORTATION IMPROVEMENT PROGRAM
LOCALLY FUNDED REGIONALLY SIGNIFICANT FY 2011 PROJECTS

COUNTY	SPONSOR	
CSJ NUMBER	STREET	Grouped Fiscal Year and Sorted by Street and Limits
MPO ID	FROM LIMIT	
SPONSOR ID	TO LIMIT	PROJECT DESCRIPTION
PHASE	LET DATE	

HARRIS	CITY OF HOUSTON	PLANTING OF ESPLANADES WITH NATIVE TREES SHURBS AND GRASSES TO BEAUTIFY THE ROADWAYS AND REDUCE MAINTENANCE AND WATER CONSUMPTION (THE NATURALIZED ESPLANADES WILL NOT REQUIRE MOWING THERBY REDUCING HARMFUL EMISSIONS
13639	VARIOUS	
C,E,R	3/31/2009	

Total Project Cost Information:		Year of Expenditure (YOE) Project Cost Information:				
Preliminary Engineering	\$104,809	Fund Cat	Federal	State	Local	Total
ROW Purchase:	\$106,948	LOCAL	---	---	\$2,801,600	\$2,801,600
Construction Engineering:	\$128,337	YOE Cost:				
Construction Cost:	\$2,138,953	---	---	\$2,801,600	\$2,801,600	
Contingencies:	\$213,895					
Indirect Costs:	\$108,659					
Total Project Cost	\$2,801,600					

HARRIS	CITY OF HOUSTON	CITY TRAVEL DEMAND MODEL AND TRANSPORTATION PLAN
13689	VARIOUS	
C,E,R	12/1/2008	

Total Project Cost Information:		Year of Expenditure (YOE) Project Cost Information:				
Preliminary Engineering	\$0	Fund Cat	Federal	State	Local	Total
ROW Purchase:	\$0	LOCAL	---	---	\$4,000,000	\$4,000,000
Construction Engineering:	\$0	YOE Cost:				
Construction Cost:	\$4,000,000	---	---	\$4,000,000	\$4,000,000	
Contingencies:	\$0					
Indirect Costs:	\$0					
Total Project Cost	\$4,000,000					

HARRIS	CITY OF HOUSTON	CONSTRUCT TWO 24' CONCRETE RD WITH CURBS, LIGHTING, SIDEWALKS AND NECESSARY UNDERGROUND UTILITIES
5048	WALLISVILLE RD	
N-000626	LOCKWOOD DR	
	IH 610 E	
C,E,R	6/1/2011	

Total Project Cost Information:		Year of Expenditure (YOE) Project Cost Information:				
Preliminary Engineering	\$263,002	Fund Cat	Federal	State	Local	Total
ROW Purchase:	\$1,341,846	LOCAL	---	---	\$8,050,000	\$8,050,000
Construction Engineering:	\$268,369	YOE Cost:				
Construction Cost:	\$5,367,382	---	---	\$8,050,000	\$8,050,000	
Contingencies:	\$536,738					
Indirect Costs:	\$272,663					
Total Project Cost	\$8,050,000					

HARRIS	CITY OF PASADENA	WIDEN FROM 3-LANES TO 4-LANES, INCLUDING DRAINAGE, WATER AND SEWER
11056	WASHINGTON ST	
S047	SOUTH ST	
	BW 8	
C,E,R	1/1/2009	

Total Project Cost Information:		Year of Expenditure (YOE) Project Cost Information:				
Preliminary Engineering	\$139,555	Fund Cat	Federal	State	Local	Total
ROW Purchase:	\$712,015	LOCAL	---	---	\$4,300,000	\$4,300,000
Construction Engineering:	\$170,884	YOE Cost:				
Construction Cost:	\$2,848,059	---	---	\$4,300,000	\$4,300,000	
Contingencies:	\$284,806					
Indirect Costs:	\$144,681					
Total Project Cost	\$4,300,000					

**HOUSTON-GALVESTON MPO
2011-2014 TRANSPORTATION IMPROVEMENT PROGRAM
LOCALLY FUNDED REGIONALLY SIGNIFICANT FY 2011 PROJECTS**

COUNTY	SPONSOR	Grouped Fiscal Year and Sorted by Street and Limits PROJECT DESCRIPTION
CSJ NUMBER	STREET	
MPO ID	FROM LIMIT	
SPONSOR ID	TO LIMIT	
PHASE	LET DATE	

HARRIS	CITY OF HOUSTON	COMPLETE RECONSTRUCT 2-LANE CONCRETE CURB & GUTTER RDWY
	WESLAYAN	
9259	BELLAIRE	
	BISSONNET	
C,E,R	9/1/2009	

Total Project Cost Information:		Year of Expenditure (YOE) Project Cost Information:				
Preliminary Engineering	\$42,516	Fund Cat	Federal	State	Local	Total
ROW Purchase:	\$216,916	LOCAL	---	---	\$1,310,000	\$1,310,000
Construction Engineering:	\$52,060	YOE Cost:	---	---	\$1,310,000	\$1,310,000
Construction Cost:	\$867,665					
Contingencies:	\$86,766					
Indirect Costs:	\$44,077					
Total Project Cost	\$1,310,000					

HARRIS	CITY OF HOUSTON	TRAIL ALONG WHITE OAK BAYOU CONNECTING MKT/SP RAIL TO TRAIL VIA AN EXISTING ABANDONED RAIL BRIDGE
	WHITE OAK BAYOU	
13670	T C JESTER	
	I-10	
C,E,R	6/1/2008	

Total Project Cost Information:		Year of Expenditure (YOE) Project Cost Information:				
Preliminary Engineering	\$158,514	Fund Cat	Federal	State	Local	Total
ROW Purchase:	\$161,749	LOCAL	---	---	\$4,237,176	\$4,237,176
Construction Engineering:	\$194,099	YOE Cost:	---	---	\$4,237,176	\$4,237,176
Construction Cost:	\$3,234,979					
Contingencies:	\$323,498					
Indirect Costs:	\$164,337					
Total Project Cost	\$4,237,176					

FORT BEND	FORT BEND COUNTY	WIDEN FROM 2-LANE TO 4-LANE DIVIDED URBAN SECTION
	WILLIAMS WAY BLVD	
7740	HILLCREST DR	
34	RANSOM RD	
C,E,R	1/1/2010	

Total Project Cost Information:		Year of Expenditure (YOE) Project Cost Information:				
Preliminary Engineering	\$251,730	Fund Cat	Federal	State	Local	Total
ROW Purchase:	\$1,284,338	LOCAL	---	---	\$7,705,000	\$7,705,000
Construction Engineering:	\$256,868	YOE Cost:	---	---	\$7,705,000	\$7,705,000
Construction Cost:	\$5,137,352					
Contingencies:	\$513,735					
Indirect Costs:	\$260,977					
Total Project Cost	\$7,705,000					

HARRIS	CITY OF HOUSTON	WIDEN TO 4-LANE DIVIDED
	YALE ST	
5010	PARKER	
N-000592	TIDWELL	
C,E,R	6/1/2011	

Total Project Cost Information:		Year of Expenditure (YOE) Project Cost Information:				
Preliminary Engineering	\$284,695	Fund Cat	Federal	State	Local	Total
ROW Purchase:	\$1,452,527	LOCAL	---	---	\$8,714,000	\$8,714,000
Construction Engineering:	\$290,505	YOE Cost:	---	---	\$8,714,000	\$8,714,000
Construction Cost:	\$5,810,108					
Contingencies:	\$581,011					
Indirect Costs:	\$295,153					
Total Project Cost	\$8,714,000					

HOUSTON-GALVESTON MPO
2011-2014 TRANSPORTATION IMPROVEMENT PROGRAM
LOCALLY FUNDED REGIONALLY SIGNIFICANT FY 2011 PROJECTS

COUNTY	SPONSOR	
CSJ NUMBER	STREET	Grouped Fiscal Year and Sorted by Street and Limits
MPO ID	FROM LIMIT	
SPONSOR ID	TO LIMIT	PROJECT DESCRIPTION
PHASE	LET DATE	

HARRIS	CITY OF HOUSTON	RECONSTRUCT EXISTING CONCRETE RDWY: INCL ENGR &
10033	YORK ST	CONSTRUCT FOR 3 LANE CONCRETE RDWY W/PARKING,
N-000698	NAVIGATION BLVD	CURBS, SIDEWALKS, STREET LIGHTING & NECESSARY
C,E,R	POLK ST	UNDERGROUND UTILITIES
	1/1/2009	

Total Project Cost Information:**Year of Expenditure (YOE) Project Cost Information:**

		Fund Cat	Federal	State	Local	Total
Preliminary Engineering	\$155,782					
ROW Purchase:	\$794,807					
Construction Engineering:	\$190,754	LOCAL	---	---	\$4,800,000	\$4,800,000
Construction Cost:	\$3,179,229					
Contingencies:	\$317,923					
Indirect Costs:	\$161,505					
Total Project Cost	\$4,800,000				\$4,800,000	\$4,800,000

**HOUSTON-GALVESTON MPO
2011-2014 TRANSPORTATION IMPROVEMENT PROGRAM
LOCALLY FUNDED REGIONALLY SIGNIFICANT FY 2012 PROJECTS**

COUNTY	SPONSOR	Grouped Fiscal Year and Sorted by Street and Limits PROJECT DESCRIPTION
CSJ NUMBER	STREET	
MPO ID	FROM LIMIT	
SPONSOR ID	TO LIMIT	
PHASE	LET DATE	

HARRIS	CITY OF HOUSTON	ENGR, ROW ACQ & RECONSTRUCT EXISTING DIVIDED RDWY W/ CONCRETE PAVING CURBS SIDEWALKS, STREET LIGHTING & UNDERGROUND UTILITIES AS NEEDED
	BELLFORT W	
10056	KIRKWOOD	
N-000764	WILCREST	
C,E,R	1/1/2012	

Total Project Cost Information:		Year of Expenditure (YOE) Project Cost Information:				
Preliminary Engineering	\$185,735	Fund Cat	Federal	State	Local	Total
ROW Purchase:	\$947,626	LOCAL	---	---	\$5,685,000	\$5,685,000
Construction Engineering:	\$189,525	YOE Cost:	---	---	\$5,685,000	\$5,685,000
Construction Cost:	\$3,790,505					
Contingencies:	\$379,051					
Indirect Costs:	\$192,558					
Total Project Cost	\$5,685,000					

HARRIS	CITY OF HOUSTON	ENGINEERING FOR THE REMOVAL AND RECONSTRUCTION OF THE EXISTING 4-LANE, DIVIDED ROADWAY WITH CONCRETE PAVING, CURBS, SIDEWALKS, STREET LIGHTING AND NECESSARY UNDERGROUND UTILITIES.
	BROADWAY BLVD	
11814	IH 45	
N-000573	AIRPORT BLVD	
C,E,R	6/1/2012	

Total Project Cost Information:		Year of Expenditure (YOE) Project Cost Information:				
Preliminary Engineering	\$46,410	Fund Cat	Federal	State	Local	Total
ROW Purchase:	\$236,786	LOCAL	---	---	\$1,430,000	\$1,430,000
Construction Engineering:	\$56,829	YOE Cost:	---	---	\$1,430,000	\$1,430,000
Construction Cost:	\$947,145					
Contingencies:	\$94,715					
Indirect Costs:	\$48,115					
Total Project Cost	\$1,430,000					

HARRIS	CITY OF PASADENA	RECONSTRUCT ROADWAY INCLUDING DRAINAGE, WATER, SEWER & SIDEWALKS
	BURKE RD	
11029	SOUTHMORE	
S015	PASADENA BLVD	
C,E,R	1/1/2012	

Total Project Cost Information:		Year of Expenditure (YOE) Project Cost Information:				
Preliminary Engineering	\$48,682	Fund Cat	Federal	State	Local	Total
ROW Purchase:	\$248,377	LOCAL	---	---	\$1,500,000	\$1,500,000
Construction Engineering:	\$59,611	YOE Cost:	---	---	\$1,500,000	\$1,500,000
Construction Cost:	\$993,509					
Contingencies:	\$99,351					
Indirect Costs:	\$50,470					
Total Project Cost	\$1,500,000					

HARRIS	HCTRA	CONSTRUCT RAILROAD GRADE SEPARATION AT EXISTING CROSSING
	COLLINGSWORTH ST	
10044	ELYSIAN ST	
B10703	JENSEN DR	
C,E,R	12/1/2011	

Total Project Cost Information:		Year of Expenditure (YOE) Project Cost Information:				
Preliminary Engineering	\$490,065	Fund Cat	Federal	State	Local	Total
ROW Purchase:	\$2,500,333	TOLL	---	---	\$15,000,000	\$15,000,000
Construction Engineering:	\$500,067	YOE Cost:	---	---	\$15,000,000	\$15,000,000
Construction Cost:	\$10,001,334					
Contingencies:	\$1,000,133					
Indirect Costs:	\$508,068					
Total Project Cost	\$15,000,000					

HOUSTON-GALVESTON MPO
2011-2014 TRANSPORTATION IMPROVEMENT PROGRAM
LOCALLY FUNDED REGIONALLY SIGNIFICANT FY 2012 PROJECTS

COUNTY	SPONSOR	
CSJ NUMBER	STREET	Grouped Fiscal Year and Sorted by Street and Limits
MPO ID	FROM LIMIT	
SPONSOR ID	TO LIMIT	PROJECT DESCRIPTION
PHASE	LET DATE	

BRAZORIA	BRAZORIA COUNTY	SMART STREET IMPROVEMENTS
	FM 523	
12421	SH 35	
	SH 332	
C,E,R	9/1/2011	

Total Project Cost Information:**Year of Expenditure (YOE) Project Cost Information:**

Preliminary Engineering	\$442,199	Fund Cat	Federal	State	Local	Total
ROW Purchase:	\$451,223	LOCAL	---	---	\$11,730,000	\$11,730,000
Construction Engineering:	\$451,223	YOE Cost:				
Construction Cost:	\$9,024,465	---	---	\$11,730,000	\$11,730,000	
Contingencies:	\$902,447					
Indirect Costs:	\$458,443					
Total Project Cost	\$11,730,000					

HARRIS	CITY OF HOUSTON	WIDEN TO 4-LANE DIVIDED
	GULF BANK RD	
7939	VOGEL CREEK	
N-000690	W MONTGOMERY	
C,E,R	6/1/2012	

Total Project Cost Information:**Year of Expenditure (YOE) Project Cost Information:**

Preliminary Engineering	\$48,682	Fund Cat	Federal	State	Local	Total
ROW Purchase:	\$248,377	LOCAL	---	---	\$1,500,000	\$1,500,000
Construction Engineering:	\$59,611	YOE Cost:				
Construction Cost:	\$993,509	---	---	\$1,500,000	\$1,500,000	
Contingencies:	\$99,351					
Indirect Costs:	\$50,470					
Total Project Cost	\$1,500,000					

HARRIS	CITY OF HOUSTON	ROW ACQUISITION, ENG AND CONSTRUCTION OF 4-LANE DIVIDED CONCRETE ROAD, CURBS, SIDEWALKS AND NECESSARY UNDERGROUND UTILITIES.
	HOLLISTER DR	
11879	W. GULF BANK	
N-000704	WHITE OAK BAYOU	
C,E,R	9/1/2011	

Total Project Cost Information:**Year of Expenditure (YOE) Project Cost Information:**

Preliminary Engineering	\$14,320	Fund Cat	Federal	State	Local	Total
ROW Purchase:	\$73,061	LOCAL	---	---	\$450,000	\$450,000
Construction Engineering:	\$26,302	YOE Cost:				
Construction Cost:	\$292,246	---	---	\$450,000	\$450,000	
Contingencies:	\$29,225					
Indirect Costs:	\$14,846					
Total Project Cost	\$450,000					

HARRIS	CITY OF HOUSTON	WIDEN TO 4-LANE DIVIDED
	LEY RD	
5006	N WAYSIDE	
N-000689	MESA	
C,E,R	6/1/2012	

Total Project Cost Information:**Year of Expenditure (YOE) Project Cost Information:**

Preliminary Engineering	\$227,554	Fund Cat	Federal	State	Local	Total
ROW Purchase:	\$1,160,988	LOCAL	---	---	\$6,965,000	\$6,965,000
Construction Engineering:	\$232,198	YOE Cost:				
Construction Cost:	\$4,643,953	---	---	\$6,965,000	\$6,965,000	
Contingencies:	\$464,395					
Indirect Costs:	\$235,913					
Total Project Cost	\$6,965,000					

**HOUSTON-GALVESTON MPO
2011-2014 TRANSPORTATION IMPROVEMENT PROGRAM
LOCALLY FUNDED REGIONALLY SIGNIFICANT FY 2012 PROJECTS**

COUNTY	SPONSOR	Grouped Fiscal Year and Sorted by Street and Limits PROJECT DESCRIPTION
CSJ NUMBER	STREET	
MPO ID	FROM LIMIT	
SPONSOR ID	TO LIMIT	
PHASE	LET DATE	

HARRIS	CITY OF HOUSTON	ROW ACQUISITION, ENGINEERING AND CONSTRUCTION OF 4-LANE UNDIVIDED CONCRETE ROADS WITH CURBS, SIDEWALKS AND UNDERGROUND UTILITIES
	LITTLE YORK RD W	
14515	ALBONSON ST	
N-000687	N. SHEPHERD DR	
C,E,R	6/1/2012	

Total Project Cost Information:		Year of Expenditure (YOE) Project Cost Information:				
Preliminary Engineering	\$294,039	Fund Cat	Federal	State	Local	Total
ROW Purchase:	\$1,500,200	LOCAL	---	---	\$9,000,000	\$9,000,000
Construction Engineering:	\$300,040	YOE Cost:	---	---	\$9,000,000	\$9,000,000
Construction Cost:	\$6,000,800					
Contingencies:	\$600,080					
Indirect Costs:	\$304,841					
Total Project Cost	\$9,000,000					

BRAZORIA	BRAZORIA COUNTY	GRADE SEPARATION OVER NEW SH 35, OVERLAY AND RESTRIPE PAVEMENT FROM 2 TO 4-LANES
0188-03-022	SH 36	
14712	N CITY LIMITS OF WEST COLUMBIA	
	S OF NEW SH 35	
C	12/1/2011	

Total Project Cost Information:		Year of Expenditure (YOE) Project Cost Information:				
Preliminary Engineering	\$593,123	Fund Cat	Federal	State	Local	Total
ROW Purchase:	\$3,026,140	PTF	---	---	\$11,539,000	\$11,539,000
Construction Engineering:	\$605,228	LOCAL CONT	---	---	\$565,560	\$565,560
Construction Cost:	\$12,104,560	YOE Cost:	---	---	\$12,104,560	\$12,104,560
Contingencies:	\$1,210,456					
Indirect Costs:	\$614,912					
Total Project Cost	\$18,154,419					

FORT BEND	FBCTRA	SEG D: CONSTRUCT OVERPASSES AND APPROACHES AT MAJOR AT-GRADE INTERSECTIONS
	SH 99	
15224	US 59 S	
	IH 10 W	
C	1/1/2012	

Total Project Cost Information:		Year of Expenditure (YOE) Project Cost Information:				
Preliminary Engineering	\$7,105,000	Fund Cat	Federal	State	Local	Total
ROW Purchase:	\$36,250,000	LOCAL	---	---	\$145,000,000	\$145,000,000
Construction Engineering:	\$5,800,000	YOE Cost:	---	---	\$145,000,000	\$145,000,000
Construction Cost:	\$145,000,000					
Contingencies:	\$14,500,000					
Indirect Costs:	\$7,366,000					
Total Project Cost	\$216,021,000					

HARRIS	CITY OF HOUSTON	ENGINEERING, ROW ACQUISITION AND RECONSTRUCTION OF EXISTING DIVIDED ROADWAY WITH CONCRETE PAVING, CURBS, SIDEWALKS, STREET LIGHTING, UTILITIES
	TELEPHONE RD	
11824	LOCKWOOD	
N-000768	LAWNDALE	
C,E,R	1/1/2012	

Total Project Cost Information:		Year of Expenditure (YOE) Project Cost Information:				
Preliminary Engineering	\$97,364	Fund Cat	Federal	State	Local	Total
ROW Purchase:	\$496,755	LOCAL	---	---	\$3,000,000	\$3,000,000
Construction Engineering:	\$119,221	YOE Cost:	---	---	\$3,000,000	\$3,000,000
Construction Cost:	\$1,987,018					
Contingencies:	\$198,702					
Indirect Costs:	\$100,941					
Total Project Cost	\$3,000,000					

**HOUSTON-GALVESTON MPO
2011-2014 TRANSPORTATION IMPROVEMENT PROGRAM
LOCALLY FUNDED REGIONALLY SIGNIFICANT FY 2012 PROJECTS**

COUNTY	SPONSOR	Grouped Fiscal Year and Sorted by Street and Limits PROJECT DESCRIPTION
CSJ NUMBER	STREET	
MPO ID	FROM LIMIT	
SPONSOR ID	TO LIMIT	
PHASE	LET DATE	

HARRIS 10052 N-000751 C,E,R	CITY OF HOUSTON W ALABAMA WESLAYAN SHEPHERD 1/1/2012	ENGR & ROW ACQ OF EXISTING RDWY W/ CONCRETE PAVING, CURBS, SIDEWALKS, STREET LIGHTING & UNDERGROUND UTILITIES AS NEEDED
--	--	---

Total Project Cost Information:		Year of Expenditure (YOE) Project Cost Information:				
	Amount	Fund Cat	Federal	State	Local	Total
Preliminary Engineering	\$81,137					
ROW Purchase:	\$413,962					
Construction Engineering:	\$99,351	LOCAL	---	---	\$2,500,000	\$2,500,000
Construction Cost:	\$1,655,848					
Contingencies:	\$165,585					
Indirect Costs:	\$84,117					
Total Project Cost	\$2,500,000					
		YOE Cost:	---	---	\$2,500,000	\$2,500,000

**HOUSTON-GALVESTON MPO
2011-2014 TRANSPORTATION IMPROVEMENT PROGRAM
LOCALLY FUNDED REGIONALLY SIGNIFICANT FY 2013 PROJECTS**

COUNTY	SPONSOR	Grouped Fiscal Year and Sorted by Street and Limits PROJECT DESCRIPTION
CSJ NUMBER	STREET	
MPO ID	FROM LIMIT	
SPONSOR ID	TO LIMIT	
PHASE	LET DATE	

HARRIS	CITY OF HOUSTON	WIDEN TO 4-LANE DIVIDED
	ALDINE WESTFIELD RD	
5004	LITTLE YORK	
N-000577	TIDWELL	
C,E,R	6/1/2013	

Total Project Cost Information:		Year of Expenditure (YOE) Project Cost Information:				
Preliminary Engineering	\$269,863	Fund Cat	Federal	State	Local	Total
ROW Purchase:	\$1,376,850	LOCAL	---	---	\$8,260,000	\$8,260,000
Construction Engineering:	\$275,370	YOE Cost:	---	---	\$8,260,000	\$8,260,000
Construction Cost:	\$5,507,401					
Contingencies:	\$550,740					
Indirect Costs:	\$279,776					
Total Project Cost	\$8,260,000					

FORT BEND	CITY OF STAFFORD	CONSTRUCT NEW 4-LANE CONCRETE BLVD FROM EXISTING
	CASH RD	TERMINI AT TRINITY RD TO KIRKWOOD. INCLUDES
13586	TRINITY RD	INTERSECTION MODIFICATIONS ON KIRKWOOD.
	KIRKWOOD RD AT WRIGHT RD	
C,E,R	9/1/2012	

Total Project Cost Information:		Year of Expenditure (YOE) Project Cost Information:				
Preliminary Engineering	\$30,231	Fund Cat	Federal	State	Local	Total
ROW Purchase:	\$154,241	LOCAL	---	---	\$950,000	\$950,000
Construction Engineering:	\$55,527	YOE Cost:	---	---	\$950,000	\$950,000
Construction Cost:	\$616,963					
Contingencies:	\$61,696					
Indirect Costs:	\$31,342					
Total Project Cost	\$950,000					

FORT BEND	FORT BEND COUNTY	WIDEN TO 4 MAIN LANES (EXTEND WEST PARK, NON-TOLL,
1258-02-034	FM 1093	PHASE 3 PTF)
14738	JAMES LN	
	FM 1093/FM 359	
C	1/1/2013	

Total Project Cost Information:		Year of Expenditure (YOE) Project Cost Information:				
Preliminary Engineering	\$137,796	Fund Cat	Federal	State	Local	Total
ROW Purchase:	\$703,040	PTF	---	---	\$2,500,000	\$2,500,000
Construction Engineering:	\$168,730	LOCAL CONT	---	---	\$312,160	\$312,160
Construction Cost:	\$2,812,160	YOE Cost:	---	---	\$2,812,160	\$2,812,160
Contingencies:	\$281,216					
Indirect Costs:	\$142,858					
Total Project Cost	\$4,245,799					

FORT BEND	FORT BEND COUNTY	ONE-WAY FRONTAGE LANES (EXTEND WEST PARK PHASE 1
1258-03-042	FM 1093	PTF)
14739	SH 99	
	FM 1463/FM 359	
C	10/1/2012	

Total Project Cost Information:		Year of Expenditure (YOE) Project Cost Information:				
Preliminary Engineering	\$1,102,365	Fund Cat	Federal	State	Local	Total
ROW Purchase:	\$5,624,313	PTF	---	---	\$20,000,000	\$20,000,000
Construction Engineering:	\$1,124,863	LOCAL CONT	---	---	\$2,497,250	\$2,497,250
Construction Cost:	\$22,497,250	YOE Cost:	---	---	\$22,497,250	\$22,497,250
Contingencies:	\$2,249,725					
Indirect Costs:	\$1,142,860					
Total Project Cost	\$33,741,376					

HOUSTON-GALVESTON MPO
2011-2014 TRANSPORTATION IMPROVEMENT PROGRAM
LOCALLY FUNDED REGIONALLY SIGNIFICANT FY 2013 PROJECTS

COUNTY	SPONSOR	
CSJ NUMBER	STREET	Grouped Fiscal Year and Sorted by Street and Limits
MPO ID	FROM LIMIT	
SPONSOR ID	TO LIMIT	PROJECT DESCRIPTION
PHASE	LET DATE	

FORT BEND	FORT BEND COUNTY	WIDEN TO 4 MAIN LANES (EXTEND WEST PARK, NON-TOLL PHASE 3 PTF)
0543-02-065	FM 359	
14737	EAST CITY LIMITS OF FULSHEAR	
	FM 1093/FM 359	
C	1/1/2013	

Total Project Cost Information:		Year of Expenditure (YOE) Project Cost Information:				
Preliminary Engineering	\$413,388	Fund Cat	Federal	State	Local	Total
ROW Purchase:	\$2,109,120	PTF	---	---	\$7,500,000	\$7,500,000
Construction Engineering:	\$421,824	LOCAL CONT	---	---	\$936,480	\$936,480
Construction Cost:	\$8,436,480	YOE Cost:	---	---	\$8,436,480	\$8,436,480
Contingencies:	\$843,648					
Indirect Costs:	\$428,573					
Total Project Cost	\$12,653,033					

FORT BEND	FORT BEND COUNTY	ONE-WAY FRONTAGE LANES (EXTEND WEST PARK PHASE 1 PTF)
0543-02-063	FM 359	
14736	FM 1463/FM 359	
	EAST CITY LIMITS OF FULSHEAR	
C	10/1/2012	

Total Project Cost Information:		Year of Expenditure (YOE) Project Cost Information:				
Preliminary Engineering	\$507,089	Fund Cat	Federal	State	Local	Total
ROW Purchase:	\$2,587,187	PTF	---	---	\$9,200,000	\$9,200,000
Construction Engineering:	\$517,437	LOCAL CONT	---	---	\$1,148,748	\$1,148,748
Construction Cost:	\$10,348,748	YOE Cost:	---	---	\$10,348,748	\$10,348,748
Contingencies:	\$1,034,875					
Indirect Costs:	\$525,716					
Total Project Cost	\$15,521,052					

HARRIS	HCTRA	DESIGN 4 MANAGED LANES WITH 2-LANE FRONTAGE ROADS & DC TO BW 8
	HEMPSTEAD HWY	
15214	JONES RD	
	GESSNER	
E	9/1/2012	

Total Project Cost Information:		Year of Expenditure (YOE) Project Cost Information:				
Preliminary Engineering	\$25,000,000	Fund Cat	Federal	State	Local	Total
ROW Purchase:	\$0	TOLL	---	---	\$25,000,000	\$25,000,000
Construction Engineering:	\$0	YOE Cost:	---	---	\$25,000,000	\$25,000,000
Construction Cost:	\$0					
Contingencies:	\$2,500,000					
Indirect Costs:	\$1,270,000					
Total Project Cost	\$28,770,000					

HARRIS	HCTRA	DESIGN 4 MANAGED LANES WITH 2-LANE FRONTAGE ROADS
	HEMPSTEAD RD	
15212	43RD ST/CLAY RD	
	MANGUM RD	
E	9/1/2012	

Total Project Cost Information:		Year of Expenditure (YOE) Project Cost Information:				
Preliminary Engineering	\$16,000,000	Fund Cat	Federal	State	Local	Total
ROW Purchase:	\$0	TOLL	---	---	\$16,000,000	\$16,000,000
Construction Engineering:	\$0	YOE Cost:	---	---	\$16,000,000	\$16,000,000
Construction Cost:	\$0					
Contingencies:	\$1,600,000					
Indirect Costs:	\$812,800					
Total Project Cost	\$18,412,800					

**HOUSTON-GALVESTON MPO
2011-2014 TRANSPORTATION IMPROVEMENT PROGRAM
LOCALLY FUNDED REGIONALLY SIGNIFICANT FY 2013 PROJECTS**

COUNTY	SPONSOR	Grouped Fiscal Year and Sorted by Street and Limits PROJECT DESCRIPTION
CSJ NUMBER	STREET	
MPO ID	FROM LIMIT	
SPONSOR ID	TO LIMIT	
PHASE	LET DATE	

HARRIS	HCTRA	DESIGN 4 MANAGED LANES WITH 2-LANE FRONTAGE ROADS
	HEMPSTEAD RD	
15213	GESSNER	
	43RD/CLAY	
E	9/1/2012	

Total Project Cost Information:		Year of Expenditure (YOE) Project Cost Information:				
		Fund Cat	Federal	State	Local	Total
Preliminary Engineering	\$16,000,000					
ROW Purchase:	\$0	TOLL	---	---	\$16,000,000	\$16,000,000
Construction Engineering:	\$0					
Construction Cost:	\$0	YOE Cost:	---	---	\$16,000,000	\$16,000,000
Contingencies:	\$1,600,000					
Indirect Costs:	\$812,800					
Total Project Cost	\$18,412,800					

HARRIS	CITY OF HOUSTON	R-O-W ACQ, ENGR & CONSTRUCT OF 4-LANE CONCRETE STREET W/ CURBS, SIDEWALKS, STREET LIGHTING & UNDERGROUND UTILITIES
	NORTHLINE DR	
10023	CANINO E	
N-000696	PARKER E	
C,E,R	1/1/2013	

Total Project Cost Information:		Year of Expenditure (YOE) Project Cost Information:				
		Fund Cat	Federal	State	Local	Total
Preliminary Engineering	\$475,265					
ROW Purchase:	\$2,424,823	LOCAL	---	---	\$14,547,000	\$14,547,000
Construction Engineering:	\$484,965					
Construction Cost:	\$9,699,293	YOE Cost:	---	---	\$14,547,000	\$14,547,000
Contingencies:	\$969,929					
Indirect Costs:	\$492,724					
Total Project Cost	\$14,547,000					

HARRIS	PORT OF HOUSTON AUTHORITY	WIDEN TO 6-LANE DIVIDED
0912-72-179	PORT RD	
10452	SH 146	
3.11B	TODVILLE RD	
C,E,R	3/1/2013	

Total Project Cost Information:		Year of Expenditure (YOE) Project Cost Information:				
		Fund Cat	Federal	State	Local	Total
Preliminary Engineering	\$405,088					
ROW Purchase:	\$2,066,776	LOCAL	---	---	\$12,399,000	\$12,399,000
Construction Engineering:	\$413,355					
Construction Cost:	\$8,267,102	YOE Cost:	---	---	\$12,399,000	\$12,399,000
Contingencies:	\$826,710					
Indirect Costs:	\$419,969					
Total Project Cost	\$12,399,000					

HARRIS	CITY OF HOUSTON	ROW, ENGR & CONSTRUCT OF 4-LANE UNDIVIDED CONCRETE RD W/ CURBS, SIDEWALKS, ST LIGHTING & UTILITIES INCLS A SECTION OF KINGSPPOINT B/W SABO & KLECKLEY
	SABO RD	
10036	KINGSPPOINT RD	
N-000688	FUQUA DR	
C,E,R	1/1/2013	

Total Project Cost Information:		Year of Expenditure (YOE) Project Cost Information:				
		Fund Cat	Federal	State	Local	Total
Preliminary Engineering	\$97,364					
ROW Purchase:	\$496,755	LOCAL	---	---	\$3,000,000	\$3,000,000
Construction Engineering:	\$119,221					
Construction Cost:	\$1,987,018	YOE Cost:	---	---	\$3,000,000	\$3,000,000
Contingencies:	\$198,702					
Indirect Costs:	\$100,941					
Total Project Cost	\$3,000,000					

**HOUSTON-GALVESTON MPO
2011-2014 TRANSPORTATION IMPROVEMENT PROGRAM
LOCALLY FUNDED REGIONALLY SIGNIFICANT FY 2013 PROJECTS**

COUNTY	SPONSOR	Grouped Fiscal Year and Sorted by Street and Limits PROJECT DESCRIPTION
CSJ NUMBER	STREET	
MPO ID	FROM LIMIT	
SPONSOR ID	TO LIMIT	
PHASE	LET DATE	

BRAZORIA	BRAZORIA COUNTY	GS OVER T-INTERSECTION OF SH 36/FM 1495 AND FUTURE RR TRACKS
0111-08-118	SH 36	
8007	AT FM 1495	
C	11/1/2012	

Total Project Cost Information:		Year of Expenditure (YOE) Project Cost Information:				
		Fund Cat	Federal	State	Local	Total
Preliminary Engineering	\$736,625					
ROW Purchase:	\$3,758,290	PTF	---	---	\$13,799,000	\$13,799,000
Construction Engineering:	\$751,658	LOCAL CONT	---	---	\$1,234,158	\$1,234,158
Construction Cost:	\$15,033,158					
Contingencies:	\$1,503,316	YOE Cost:	---	---	\$15,033,158	\$15,033,158
Indirect Costs:	\$763,684					
Total Project Cost	\$22,546,730					

HARRIS	HCTRA	CONSTRUCT 2 DIRECT CONNECTORS
3510-05-018	SH 99	
14665	AT IH 10 W	
C	1/1/2013	

Total Project Cost Information:		Year of Expenditure (YOE) Project Cost Information:				
		Fund Cat	Federal	State	Local	Total
Preliminary Engineering	\$1,862,000					
ROW Purchase:	\$9,500,000	TOLL	---	---	\$38,000,000	\$38,000,000
Construction Engineering:	\$1,520,000					
Construction Cost:	\$38,000,000	YOE Cost:	---	---	\$38,000,000	\$38,000,000
Contingencies:	\$3,800,000					
Indirect Costs:	\$1,930,400					
Total Project Cost	\$56,612,400					

HARRIS	HCTRA	CONSTRUCT 3 DIRECT CONNECTORS (TOLL) (SEGMENT F-2)
3510-06-008	SH 99	
14243	AT IH 45 N	
C	1/1/2013	

Total Project Cost Information:		Year of Expenditure (YOE) Project Cost Information:				
		Fund Cat	Federal	State	Local	Total
Preliminary Engineering	\$3,675,000					
ROW Purchase:	\$18,750,000	TOLL	---	---	\$75,000,000	\$75,000,000
Construction Engineering:	\$3,000,000					
Construction Cost:	\$75,000,000	YOE Cost:	---	---	\$75,000,000	\$75,000,000
Contingencies:	\$7,500,000					
Indirect Costs:	\$3,810,000					
Total Project Cost	\$111,735,000					

FORT BEND	FBCTRA	SEG C-2: PS&E FOR 4-LANE TOLLWAY WITH NON- CONTINUOUS TWO 2-LANE FRONTAGE ROADS AND INTERCHANGES
	SH 99	
15223	BRAZORIA C/L US 59 S	
	1/1/2013	

Total Project Cost Information:		Year of Expenditure (YOE) Project Cost Information:				
		Fund Cat	Federal	State	Local	Total
Preliminary Engineering	\$3,675,000					
ROW Purchase:	\$18,750,000	TOLL	---	---	\$75,000,000	\$75,000,000
Construction Engineering:	\$3,000,000					
Construction Cost:	\$0	YOE Cost:	---	---	\$75,000,000	\$75,000,000
Contingencies:	\$7,500,000					
Indirect Costs:	\$3,810,000					
Total Project Cost	\$36,735,000					

**HOUSTON-GALVESTON MPO
2011-2014 TRANSPORTATION IMPROVEMENT PROGRAM
LOCALLY FUNDED REGIONALLY SIGNIFICANT FY 2013 PROJECTS**

COUNTY	SPONSOR	Grouped Fiscal Year and Sorted by Street and Limits PROJECT DESCRIPTION
CSJ NUMBER	STREET	
MPO ID	FROM LIMIT	
SPONSOR ID	TO LIMIT	
PHASE	LET DATE	

HARRIS	HCTRA	SEG F-2: CONSTRUCT 4-LANE TOLLWAY W/ NON-CONTINUOUS TWO 2-WAY FRONTAGE RDS AND INTERCHANGES
3510-06-003	SH 99	
217	SH 249	
	IH 45 N	
C	1/1/2013	

Total Project Cost Information:		Year of Expenditure (YOE) Project Cost Information:				
		Fund Cat	Federal	State	Local	Total
Preliminary Engineering	\$21,315,000	TOLL	---	---	\$435,000,000	\$435,000,000
ROW Purchase:	\$108,750,000	YOE Cost:	---	---	\$435,000,000	\$435,000,000
Construction Engineering:	\$17,400,000					
Construction Cost:	\$435,000,000					
Contingencies:	\$43,500,000					
Indirect Costs:	\$22,098,000					
Total Project Cost	\$648,063,000					

BRAZORIA	BRAZORIA COUNTY	SEG C-3: PS&E FOR 4-LANE TOLLWAY WITH NON-CONTINUOUS TWO 2-LANE FRONTAGE ROADS AND INTERCHANGES
15222	SH 99	
	SH 288	
	FORT BEND C/L	
	9/1/2012	

Total Project Cost Information:		Year of Expenditure (YOE) Project Cost Information:				
		Fund Cat	Federal	State	Local	Total
Preliminary Engineering	\$1,225,000	TOLL	---	---	\$25,000,000	\$25,000,000
ROW Purchase:	\$6,250,000	YOE Cost:	---	---	\$25,000,000	\$25,000,000
Construction Engineering:	\$1,000,000					
Construction Cost:	\$0					
Contingencies:	\$2,500,000					
Indirect Costs:	\$1,270,000					
Total Project Cost	\$12,245,000					

HARRIS	HCTRA	SEG E: CONSTRUCT 4-LANE TOLLWAY WITH NON-CONTINUOUS TWO 2-LANE FRONTAGE ROADS AND INTERCHANGES
3510-05-002	SH 99	
328	US 290	
	IH 10	
C	9/1/2012	

Total Project Cost Information:		Year of Expenditure (YOE) Project Cost Information:				
		Fund Cat	Federal	State	Local	Total
Preliminary Engineering	\$19,453,000	TOLL	---	---	\$397,000,000	\$397,000,000
ROW Purchase:	\$99,250,000	YOE Cost:	---	---	\$397,000,000	\$397,000,000
Construction Engineering:	\$15,880,000					
Construction Cost:	\$397,000,000					
Contingencies:	\$39,700,000					
Indirect Costs:	\$20,167,600					
Total Project Cost	\$591,450,600					

HARRIS	HCTRA	CONSTRUCT 4 DIRECT CONNECTOR RAMPS E, F (TOLL) (SEGMENT E)
3510-05-019	SH 99	
14241	US 290	
	S OF US 290	
C	1/1/2013	

Total Project Cost Information:		Year of Expenditure (YOE) Project Cost Information:				
		Fund Cat	Federal	State	Local	Total
Preliminary Engineering	\$3,724,360	TOLL	---	---	\$76,007,342	\$76,007,342
ROW Purchase:	\$19,001,836	YOE Cost:	---	---	\$76,007,342	\$76,007,342
Construction Engineering:	\$3,040,294					
Construction Cost:	\$76,007,342					
Contingencies:	\$7,600,734					
Indirect Costs:	\$3,861,173					
Total Project Cost	\$113,235,738					

**HOUSTON-GALVESTON MPO
2011-2014 TRANSPORTATION IMPROVEMENT PROGRAM
LOCALLY FUNDED REGIONALLY SIGNIFICANT FY 2013 PROJECTS**

COUNTY	SPONSOR	Grouped Fiscal Year and Sorted by Street and Limits PROJECT DESCRIPTION
CSJ NUMBER	STREET	
MPO ID	FROM LIMIT	
SPONSOR ID	TO LIMIT	
PHASE	LET DATE	

HARRIS	HCTRA	SEG F-1: CONSTRUCT 4-LANE TOLLWAY WITH NONCONTINUOUS TWO 2-LANE FRONTAGE ROADS AND INTERCHANGES
3510-06-002	SH 99	
316	US 290	
	SH 249	
C	1/1/2013	

Total Project Cost Information:		Year of Expenditure (YOE) Project Cost Information:				
	Amount	Fund Cat	Federal	State	Local	Total
Preliminary Engineering	\$13,965,000					
ROW Purchase:	\$71,250,000					
Construction Engineering:	\$11,400,000					
Construction Cost:	\$285,000,000					
Contingencies:	\$28,500,000					
Indirect Costs:	\$14,478,000					
Total Project Cost	\$424,593,000					
		TOLL	---	---	\$285,000,000	\$285,000,000
		YOE Cost:	---	---	\$285,000,000	\$285,000,000

**HOUSTON-GALVESTON MPO
2011-2014 TRANSPORTATION IMPROVEMENT PROGRAM
LOCALLY FUNDED REGIONALLY SIGNIFICANT FY 2014 PROJECTS**

COUNTY	SPONSOR	Grouped Fiscal Year and Sorted by Street and Limits PROJECT DESCRIPTION
CSJ NUMBER	STREET	
MPO ID	FROM LIMIT	
SPONSOR ID	TO LIMIT	
PHASE	LET DATE	

GALVESTON 384 ST0017 C,E,R	CITY OF FRIENDSWOOD BRITTANY BAY BLVD FM 2351 FM 528 AT FRIENDSWOOD LAKES 4/1/2014	CONSTRUCT 4-LANE BLVD W/ CURB & GUTTER
---	--	--

Total Project Cost Information:		Year of Expenditure (YOE) Project Cost Information:				
Preliminary Engineering	\$145,137	Fund Cat	Federal	State	Local	Total
ROW Purchase:	\$740,495	LOCAL	---	---	\$4,472,000	\$4,472,000
Construction Engineering:	\$177,719	YOE Cost:	---	---	\$4,472,000	\$4,472,000
Construction Cost:	\$2,961,982					
Contingencies:	\$296,198					
Indirect Costs:	\$150,469					
Total Project Cost	\$4,472,000					

HARRIS 13657 510,520,530,540, C,E,R	HCTRA BW 8 US 59 SH 288 1/1/2014	WIDEN EXISTING FOUR-LANE TOLLWAY TO EIGHT-LANES
--	--	---

Total Project Cost Information:		Year of Expenditure (YOE) Project Cost Information:				
Preliminary Engineering	\$3,946,839	Fund Cat	Federal	State	Local	Total
ROW Purchase:	\$20,136,931	TOLL	---	---	\$120,000,000	\$120,000,000
Construction Engineering:	\$3,221,909	YOE Cost:	---	---	\$120,000,000	\$120,000,000
Construction Cost:	\$80,547,725					
Contingencies:	\$8,054,772					
Indirect Costs:	\$4,091,824					
Total Project Cost	\$120,000,000					

HARRIS 10024 N-000542 C,E,R	CITY OF HOUSTON FULTON ST TIDWELL E PARKER E 1/1/2014	ENGINEERING & DESIGN OF TWO 24' WIDE CONCRETE ROADS W/ CURBS, SIDEWALKS & UNDERGROUND UTILITIES INCLUDING DRAINAGE DIVERSION AND OUTFALL IMPROVEMENT TO SUPPORT GLEN OAKS.
--	---	--

Total Project Cost Information:		Year of Expenditure (YOE) Project Cost Information:				
Preliminary Engineering	\$1,859,773	Fund Cat	Federal	State	Local	Total
ROW Purchase:	\$0	LOCAL	---	---	\$4,000,000	\$4,000,000
Construction Engineering:	\$0	YOE Cost:	---	---	\$4,000,000	\$4,000,000
Construction Cost:	\$1,859,773					
Contingencies:	\$185,977					
Indirect Costs:	\$94,476					
Total Project Cost	\$4,000,000					

HARRIS 15211 C	HCTRA HARDY TOLL RD AT QUITMAN ST 1/1/2014	CONSTRUCT RAILROAD GRADE SEPARATION AT EXISTING CROSSING
------------------------------	---	--

Total Project Cost Information:		Year of Expenditure (YOE) Project Cost Information:				
Preliminary Engineering	\$735,000	Fund Cat	Federal	State	Local	Total
ROW Purchase:	\$3,750,000	TOLL	---	---	\$15,000,000	\$15,000,000
Construction Engineering:	\$750,000	YOE Cost:	---	---	\$15,000,000	\$15,000,000
Construction Cost:	\$15,000,000					
Contingencies:	\$1,500,000					
Indirect Costs:	\$762,000					
Total Project Cost	\$22,497,000					

**HOUSTON-GALVESTON MPO
2011-2014 TRANSPORTATION IMPROVEMENT PROGRAM
LOCALLY FUNDED REGIONALLY SIGNIFICANT FY 2014 PROJECTS**

COUNTY	SPONSOR	Grouped Fiscal Year and Sorted by Street and Limits PROJECT DESCRIPTION
CSJ NUMBER	STREET	
MPO ID	FROM LIMIT	
SPONSOR ID	TO LIMIT	
PHASE	LET DATE	

HARRIS	HCTRA	CONSTRUCT 4-LANE TOLL ROAD TO COMPLETE HARDY "TOLL" ROAD
	HARDY TOLL RD	
15208	IH 610/SP 548	
	US 59	
C	1/1/2014	

Total Project Cost Information:		Year of Expenditure (YOE) Project Cost Information:				
		Fund Cat	Federal	State	Local	Total
Preliminary Engineering	\$12,250,000	TOLL	---	---	\$250,000,000	\$250,000,000
ROW Purchase:	\$62,500,000	YOE Cost:	---	---	\$250,000,000	\$250,000,000
Construction Engineering:	\$10,000,000					
Construction Cost:	\$250,000,000					
Contingencies:	\$25,000,000					
Indirect Costs:	\$12,700,000					
Total Project Cost	\$372,450,000					

HARRIS	HCTRA	CONSTRUCT 4 MANAGED LANES WITH TWO 2-LANE FRONTAGE ROADS
0912-72-923	HEMPSTEAD RD	
11372	GESSNER	
	43RD/CLAY	
C	1/1/2014	

Total Project Cost Information:		Year of Expenditure (YOE) Project Cost Information:				
		Fund Cat	Federal	State	Local	Total
Preliminary Engineering	\$13,720,000	TOLL	---	---	\$280,000,000	\$280,000,000
ROW Purchase:	\$70,000,000	YOE Cost:	---	---	\$280,000,000	\$280,000,000
Construction Engineering:	\$11,200,000					
Construction Cost:	\$280,000,000					
Contingencies:	\$28,000,000					
Indirect Costs:	\$14,224,000					
Total Project Cost	\$417,144,000					

HARRIS	HCTRA	CONSTRUCT 4 MANAGED LANES WITH TWO 2-LANE FRONTAGE ROADS & DC to BW 8
0912-72-924	HEMPSTEAD RD	
11547	JONES RD	
	GESSNER	
C	1/1/2014	

Total Project Cost Information:		Year of Expenditure (YOE) Project Cost Information:				
		Fund Cat	Federal	State	Local	Total
Preliminary Engineering	\$17,640,000	TOLL	---	---	\$360,000,000	\$360,000,000
ROW Purchase:	\$90,000,000	YOE Cost:	---	---	\$360,000,000	\$360,000,000
Construction Engineering:	\$14,400,000					
Construction Cost:	\$360,000,000					
Contingencies:	\$36,000,000					
Indirect Costs:	\$18,288,000					
Total Project Cost	\$536,328,000					

HARRIS	HCTRA	CONSTRUCT 4 MANAGED LANES WITH TWO 2-LANE FRONTAGE ROADS
0912-72-922	HEMPSTEAD RD	
11565	MANGUM	
	43RD ST/CLAY RD	
C	9/1/2010	

Total Project Cost Information:		Year of Expenditure (YOE) Project Cost Information:				
		Fund Cat	Federal	State	Local	Total
Preliminary Engineering	\$12,250,000	TOLL	---	---	\$250,000,000	\$250,000,000
ROW Purchase:	\$62,500,000	YOE Cost:	---	---	\$250,000,000	\$250,000,000
Construction Engineering:	\$10,000,000					
Construction Cost:	\$250,000,000					
Contingencies:	\$25,000,000					
Indirect Costs:	\$12,700,000					
Total Project Cost	\$372,450,000					

**HOUSTON-GALVESTON MPO
2011-2014 TRANSPORTATION IMPROVEMENT PROGRAM
LOCALLY FUNDED REGIONALLY SIGNIFICANT FY 2014 PROJECTS**

COUNTY	SPONSOR	Grouped Fiscal Year and Sorted by Street and Limits PROJECT DESCRIPTION
CSJ NUMBER	STREET	
MPO ID	FROM LIMIT	
SPONSOR ID	TO LIMIT	
PHASE	LET DATE	

HARRIS	HCTRA	DESIGN 4 MANAGED LANES
	HEMPSTEAD RD	
15215	W OF HUFFMEISTER	
	JONES RD	
E	1/1/2014	

Total Project Cost Information:		Year of Expenditure (YOE) Project Cost Information:				
		Fund Cat	Federal	State	Local	Total
Preliminary Engineering	\$25,000,000					
ROW Purchase:	\$0	TOLL	---	---	\$25,000,000	\$25,000,000
Construction Engineering:	\$0					
Construction Cost:	\$0	YOE Cost:	---	---	\$25,000,000	\$25,000,000
Contingencies:	\$2,500,000					
Indirect Costs:	\$1,270,000					
Total Project Cost	\$28,770,000					

HARRIS	CITY OF HOUSTON	REHABILITATION OF EXISTING CONCRETE 4-LANE BLVD INCLUDED SECTION & POINT RECONSTRUCTION OF CONCRETE ROADWAYS & CURBS, BRIDGE IMPROVEMENTS, SIDEWALKS, STREET LIGHTING AND UNDERGROUND UTILITIES
	HUGHES RD	
11815	BW 8	
N-000705	CITYLIMIT	
C,E,R	6/1/2014	

Total Project Cost Information:		Year of Expenditure (YOE) Project Cost Information:				
		Fund Cat	Federal	State	Local	Total
Preliminary Engineering	\$286,362					
ROW Purchase:	\$1,461,028	LOCAL	---	---	\$8,765,000	\$8,765,000
Construction Engineering:	\$292,206					
Construction Cost:	\$5,844,113	YOE Cost:	---	---	\$8,765,000	\$8,765,000
Contingencies:	\$584,411					
Indirect Costs:	\$296,881					
Total Project Cost	\$8,765,000					

BRAZORIA	CITY OF PEARLAND	CONSTRUCT NEW 4-LANE DIVIDED ROADWAY W/RAISED MEDIANS
	PEARLAND PKWY	
7622	S OF OILER DR	
TR1302	DIXIE FARM RD	
C,E,R	7/1/2014	

Total Project Cost Information:		Year of Expenditure (YOE) Project Cost Information:				
		Fund Cat	Federal	State	Local	Total
Preliminary Engineering	\$291,328					
ROW Purchase:	\$1,486,365	LOCAL	---	---	\$8,917,000	\$8,917,000
Construction Engineering:	\$297,273					
Construction Cost:	\$5,945,459	YOE Cost:	---	---	\$8,917,000	\$8,917,000
Contingencies:	\$594,546					
Indirect Costs:	\$302,029					
Total Project Cost	\$8,917,000					

HARRIS	CITY OF HOUSTON	PHASE II: ROW ACQUISITION, ENGINEERING & CONSTRUCTION OF TWO 24' CONCRETE ROADWAYS W/ CURBS, SIDEWALKS, STREET LIGHTING & UNDERGROUND UTILITIES
	PINEMONT DR	
7736	ELLA BLVD	
N-000475	N. SHEPHERD	
C,E,R	6/1/2014	

Total Project Cost Information:		Year of Expenditure (YOE) Project Cost Information:				
		Fund Cat	Federal	State	Local	Total
Preliminary Engineering	\$196,026					
ROW Purchase:	\$1,000,133	LOCAL	---	---	\$6,000,000	\$6,000,000
Construction Engineering:	\$200,027					
Construction Cost:	\$4,000,533	YOE Cost:	---	---	\$6,000,000	\$6,000,000
Contingencies:	\$400,053					
Indirect Costs:	\$203,227					
Total Project Cost	\$6,000,000					

HOUSTON-GALVESTON MPO
2011-2014 TRANSPORTATION IMPROVEMENT PROGRAM
LOCALLY FUNDED REGIONALLY SIGNIFICANT FY 2014 PROJECTS

COUNTY	SPONSOR	
CSJ NUMBER	STREET	Grouped Fiscal Year and Sorted by Street and Limits
MPO ID	FROM LIMIT	
SPONSOR ID	TO LIMIT	PROJECT DESCRIPTION
PHASE	LET DATE	

MONTGOMERY	MONTGOMERY COUNTY	SEG G-2: DESIGN 4-LANE TOLLWAY WITH NON-CONTINUOUS TWO 2-LANE FRONTAGE ROADS AND INTERCHANGES
	SH 99	
15225	HARRIS C/L AT W END SPRING CREEK BR	
	US 59 N	
E	9/1/2013	

Total Project Cost Information:**Year of Expenditure (YOE) Project Cost Information:**

	Fund Cat	Federal	State	Local	Total
Preliminary Engineering					\$30,000,000
ROW Purchase:					\$0
Construction Engineering:					\$0
Construction Cost:					\$0
Contingencies:					\$3,000,000
Indirect Costs:					\$1,524,000
Total Project Cost					\$34,524,000
	TOLL	---	---	\$30,000,000	\$30,000,000
	YOE Cost:	---	---	\$30,000,000	\$30,000,000

HARRIS	HCTRA	SEG G-1: DESIGN 4-LANE TOLLWAY WITH NON-CONTINUOUS 2-LANE FRONTAGE ROADS
	SH 99	
15207	IH 45 N	
	MONTGOMERY C/L @ W END SPRING CRK BRDG	
E	9/1/2013	

Total Project Cost Information:**Year of Expenditure (YOE) Project Cost Information:**

	Fund Cat	Federal	State	Local	Total
Preliminary Engineering					\$15,000,000
ROW Purchase:					\$0
Construction Engineering:					\$0
Construction Cost:					\$0
Contingencies:					\$1,500,000
Indirect Costs:					\$762,000
Total Project Cost					\$17,262,000
	TOLL	---	---	\$15,000,000	\$15,000,000
	YOE Cost:	---	---	\$15,000,000	\$15,000,000

HARRIS	HCTRA	CONSTRUCT DC'S WITH HEMPSTEAD MANAGED LANES
0050-08-905	US 290	
11374	S OF TELGE	
	S OF SH 6	
C	9/1/2013	

Total Project Cost Information:**Year of Expenditure (YOE) Project Cost Information:**

	Fund Cat	Federal	State	Local	Total
Preliminary Engineering					\$2,303,000
ROW Purchase:					\$11,750,000
Construction Engineering:					\$1,880,000
Construction Cost:					\$47,000,000
Contingencies:					\$4,700,000
Indirect Costs:					\$2,387,600
Total Project Cost					\$70,020,600
	TOLL	---	---	\$47,000,000	\$47,000,000
	YOE Cost:	---	---	\$47,000,000	\$47,000,000

This page left blank intentionally.

Chapter 5

Financial Plan

This page left blank intentionally.

Chapter 5 — Financial Plan

The TIP contains cost estimates for all capital projects, roadway, transit, bike/pedestrian, air quality improvements, etc., to be implemented in the Houston-Galveston TMA over a four-year period. Projects include those from TxDOT's Unified Transportation Plan (UTP) for the years covered by the TIP, as well as those submitted by transit agencies based on their anticipated 2011-2014 grant applications. Like the UTP, the TIP contains only aggregate costs.

Current law requires that the MPO identify all sources of funding that can be reasonably assumed to be available for programming. Projected transportation apportionment totals were obtained from TxDOT federal and state apportionment estimates and updates for the region for FY 2011-2014 and from FTA estimated apportionments published in the *Federal Register*. However, apportionments remain uncertain until Congress approves a reauthorization bill for transportation.

Apportionment and programmed totals for the 2011-2014 TIP are shown for all eight counties of the TMA on the following pages. This includes Liberty and Chambers counties, which are in TxDOT's Beaumont District. These results indicate that the 2011-2014 TIP is financially constrained.

Highway and Air Quality Programs

Funding Category	FY 2011		FY 2012		FY 2013		FY 2014	
	Programmed	Authorized*	Programmed	Authorized*	Programmed	Authorized*	Programmed	Authorized*
1-PREV-MM	\$ ---	\$ ---	\$ ---	\$ ---	\$ ---	\$ ---	\$ ---	\$ ---
2-METRO-TMA	\$ ---	\$ ---	\$22,935,466	\$27,694,506	\$ ---	\$ ---	\$81,305,170	\$01,305,170
4-ST-WIDE	\$ ---	\$ ---	\$ ---	\$ ---	\$ ---	\$ ---	\$ ---	\$ ---
5-CMAQ	\$49,593,025	\$50,703,688	\$49,145,548	\$48,905,233	\$50,029,167	\$51,039,864	\$28,181,843	\$51,382,066
6-BRIDGE	\$ ---	\$ ---	\$ ---	\$ ---	\$ ---	\$ ---	\$ ---	\$ ---
7-STP-MM	\$41,801,306	\$44,813,254	\$33,706,957	\$56,013,541	\$29,607,389	\$58,458,437	\$56,126,668	\$58,850,377
8-SAFE	\$ ---	\$ ---	\$ ---	\$ ---	\$ ---	\$ ---	\$ ---	\$ ---
9-STP-ENH	\$5,461,390	\$5,461,390	\$3,761,261	\$3,761,261	\$12,281,578	\$12,281,578	\$ ---	\$ ---
10-MISC	\$1,161,711	\$1,161,711	\$40,071,769	\$40,071,769	\$13,859,703	\$13,859,703	\$3,546,630	\$3,546,630
11-ST DIST DISC	\$1,460,000	\$2,500,000	\$2,500,000	\$2,500,000	\$2,126,544	\$2,500,000	\$2,500,000	\$2,500,000
12-STRATEGIC	\$ ---	\$ ---	\$6,500,000	\$7,300,000	\$ ---	\$ ---	\$32,347,000	\$32,347,000
10-ARRA	\$ ---	\$ ---	\$ ---	\$ ---	\$ ---	\$ ---	\$ ---	\$ ---
PROP-14	\$ ---	\$ ---	\$ ---	\$ ---	\$ ---	\$ ---	\$ ---	\$ ---
PROP-12	\$279,339,000	\$279,339,000	\$ ---	\$ ---	\$ ---	\$ ---	\$ ---	\$ ---
PTF	\$26,968,000	\$26,968,000	\$11,539,000	\$11,539,000	\$52,999,000	\$52,999,000	\$ ---	\$ ---
SUBTOTAL	\$405,784,432	\$410,947,043	\$170,160,001	\$197,785,310	\$160,903,381	\$191,138,582	\$204,007,311	\$204,007,311
LOCAL CONTRIBUTION	\$2,974,624	\$2,974,624	\$30,847,262	\$30,847,262	\$50,013,582	\$50,013,582	\$63,894,269	\$63,894,269
TOTAL (FED/STATE)	\$408,759,056	\$413,921,667	\$201,007,263	\$228,632,572	\$210,916,963	\$241,152,164	\$267,901,580	\$267,901,580
LOCAL (INC TOLL)	\$960,594,677	\$960,594,677	\$203,760,000	\$203,760,000	\$1,502,163,342	\$1,502,163,342	\$1,424,154,000	\$1,424,154,000
TRANSIT	\$521,136,392	\$521,136,392	\$795,068,491	\$795,068,491	\$802,196,102	\$802,196,102	\$850,183,222	\$850,183,222
LOCAL TRANSIT	\$225,992,000	\$225,992,000	\$431,474,500	\$431,474,500	\$472,610,921	\$472,610,921	\$592,443,588	\$592,443,588
GRAND TOTAL	\$2,116,482,125	\$2,121,644,736	\$1,631,310,254	\$1,658,935,563	\$2,987,887,328	\$3,018,122,529	\$3,134,682,390	\$3,134,682,390

* Authorized amounts are either program letting caps (5-CMAQ, 7-STP-MM, 11-ST DIST DISC) or amounts programmed for specific projects in the 2010 UTP.



Highway and Air Quality Programs, Continued

Funding Category	Grand Total (2011-2014)			
	Programmed	Authorized*	Net Balance Under/(Over)	Percentage
1-PREV-M	\$ ---	\$ ---	\$ ---	N/A
2-METRO-TMA	\$104,240,636	\$108,999,676	\$4,759,040	4.57%
4-ST-WIDE	\$ ---	\$ ---	\$ ---	N/A
5-CMAQ	\$176,949,583**	\$202,030,851	\$25,081,268**	14.17%
6-BRIDGE	\$ ---	\$ ---	\$ ---	N/A
7-STP-MM	\$161,242,320**	\$218,135,609	\$56,893,289**	35.28%
8-SAFE	\$ ---	\$ ---	\$ ---	N/A
9-STP-ENH	\$21,504,229	\$21,504,229	\$ ---	0.00%
10-MISC	\$58,639,813	\$58,639,813	\$ ---	0.00%
11-ST DIST DISC	\$8,586,544	\$10,000,000	\$1,413,456	16.46%
12-STRATEGIC	\$38,847,000	\$39,647,000	\$800,000	2.06%
10-ARRA	\$ ---	\$ ---	\$ ---	N/A
PROP-14	\$ ---	\$ ---	\$ ---	N/A
PROP-12	\$279,339,000	\$279,339,000	\$ ---	0.00%
PTF	\$91,506,000	\$91,506,000	\$ ---	0.00%
SUBTOTAL	\$940,855,125	\$1,029,802,178	\$88,947,053	9.45%
LOCAL CONTRIBUTION	\$147,729,737	\$147,729,737	\$ ---	0.00%
TOTAL (FED/STATE)	\$1,088,584,862	\$1,177,531,915	\$88,947,053	8.17%

LOCAL (INC TOLL)	\$4,090,672,019	\$4,090,672,019
TRANSIT	\$2,968,584,207	\$2,968,584,207
LOCAL TRANSIT	\$1,722,521,009	\$1,722,521,009
GRAND TOTAL	\$9,870,362,097	\$9,959,309,150

* Authorized amounts are either program letting caps (CMAQ, STP-MM) or amounts programmed for specific projects in the 2010 UTP.

** Does not reflect local contributions charged against CMAQ and STP-MM UTP letting caps (\$1,748,811 and \$34,923,646, respectively).

Transit Programs

Federal Dollars

Federal Transit Program	FY 2011	FY 2012	FY 2013	FY 2014	TOTAL
Section 5307 (>200k)	\$68,638,439	\$67,295,082	\$65,118,409	\$67,906,821	\$268,958,751
Section 5307 (<200k)	\$5,601,447	\$5,601,447	\$5,601,447	\$5,601,447	\$22,405,788
Section 5308	\$ ---	\$ ---	\$ ---	\$ ---	\$ ---
Section 5309	\$267,420,000	\$331,640,000	\$340,437,969	\$454,371,386	\$1,393,869,355
Section 5310	\$1,296,823	\$1,296,823	\$1,296,823	\$1,296,823	\$5,187,292
Section 5316	\$7,132,740	\$2,983,501	\$2,983,501	\$2,983,501	\$16,083,243
Section 5317	\$4,550,571	\$1,317,996	\$1,317,996	\$1,317,996	\$8,504,559
TOTAL	\$354,640,020	\$410,134,849	\$416,756,145	\$533,477,974	\$1,715,008,988

Total Dollars

Transit Programs	Federal	State	Local	TOTAL
Section 5307 (>200k)	\$268,958,751	\$ ---	\$76,626,459	\$345,585,210
Section 5307 (<200k)	\$22,405,788	\$5,470,304	\$14,654,484	\$42,530,576
Section 5308	\$ ---	\$ ---	\$ ---	\$ ---
Section 5309	\$1,393,869,355	\$ ---	\$1,150,677,022	\$2,544,546,377
Section 5310	\$5,187,292	\$ ---	\$ ---	\$5,187,292
Section 5316	\$16,083,243	\$ ---	\$4,020,810	\$20,104,053
Section 5317	\$8,504,559	\$ ---	\$2,126,140	\$10,630,699
Local Transit	\$ ---	\$ ---	\$1,722,521,009	\$1,722,521,009
TOTAL	\$1,715,008,988	\$5,470,304	\$2,970,625,924	\$4,691,105,216

Section 5311 Transit Program *

Federal Dollars	FY 2011	FY 2012	FY 2013	FY 2014	TOTAL
Section 5311	\$887,884	\$887,884	\$887,884	\$887,884	\$3,551,536

Total Dollars	Federal	State	Local	TOTAL
Section 5311	\$3,551,536	\$2,534,856	\$3,519,484	\$9,605,876

* 5311 funding is programmed in the Statewide Transportation Improvement Program (STIP) by the Texas Department of Transportation. This summary is provided for information purposes only.

TIP Project by Funding Category and Funding Source

Funding Category	Total Federal	Total State	Total Local	Grand Total
1-PREV-M	\$ ---	\$ ---	\$ ---	\$ ---
2-METRO-TMA	\$83,734,078	\$20,506,558	\$ ---	\$104,240,636
4-ST-WIDE	\$ ---	\$ ---	\$ ---	\$ ---
5-CMAQ	\$143,611,165	\$6,706,846	\$26,631,572	\$176,949,583
6-BRIDGE	\$ ---	\$ ---	\$ ---	\$ ---
7-STP-MM	\$128,993,856	\$9,865,278	\$22,383,186	\$161,242,320
8-SAFE	\$ ---	\$ ---	\$ ---	\$ ---
9-STP-ENH	\$17,690,334	\$696,190	\$3,117,705	\$21,504,229
10-MISC	\$44,483,082	\$7,370,259	\$6,786,472	\$58,639,813
11-ST DIST DISC	\$6,869,235	\$1,717,309	\$ ---	\$8,586,544
12-STRATEGIC	\$31,077,600	\$7,769,400	\$ ---	\$38,847,000
10-ARRA	\$ ---	\$ ---	\$ ---	\$ ---
PROP-14	\$ ---	\$ ---	\$ ---	\$ ---
PROP-12	\$ ---	\$279,339,000	\$ ---	\$279,339,000
PTF	\$ ---	\$ ---	\$91,506,000	\$91,506,000
SUBTOTAL	\$456,459,350	\$333,970,840	\$150,424,935	\$940,855,125
LOCAL CONTRIBUTION	\$ ---	\$ ---	\$147,729,737	\$147,729,737
TOTAL (FED/STATE)	\$456,459,350	\$333,970,840	\$298,154,672	\$1,088,584,862
LOCAL (INC TOLL)	\$ ---	\$ ---	\$4,090,672,019	\$4,090,672,019
TRANSIT	\$1,715,008,988	\$5,470,304	\$1,248,104,915	\$2,968,584,207
LOCAL TRANSIT	\$ ---	\$ ---	\$1,722,521,009	\$1,722,521,009
GRAND TOTAL	\$2,171,468,338	\$339,441,144	\$7,359,452,615	\$9,870,362,097

TIP Projects by Coordinated Development Program

	FY 2011	FY 2012	FY 2013	FY 2014	Grand Total
Program 1	\$900,696,620	\$150,514,039	\$1,440,554,925	\$1,631,396,844	\$4,123,162,428
Program 2	\$47,171,702	\$30,431,374	\$39,074,558	\$19,303,501	\$135,981,135
Program 3	\$411,060,972	\$213,745,980	\$207,433,330	\$12,198,244	\$844,438,526
Program 4	\$757,552,831	\$1,236,618,861	\$1,300,824,515	\$1,471,783,801	\$4,766,780,008
Grand Total	\$2,116,482,125	\$1,631,310,254	\$2,987,887,328	\$3,134,682,390	\$9,870,362,097

TIP Projects by County and Fiscal Year

County Name	FY 2011	FY 2012	FY 2013	FY 2014	Grand Total
Brazoria	\$54,346,136	\$38,025,271	\$41,975,948	\$10,859,790	\$145,207,145
Fort Bend	\$176,133,728	\$153,557,100	\$127,633,719	\$22,357,698	\$479,682,245
Galveston	\$51,986,810	\$39,819,010	\$23,736,463	\$18,214,416	\$133,756,699
Harris	\$1,704,795,462	\$1,355,336,564	\$2,753,840,231	\$3,027,133,171	\$8,841,105,428
Liberty	\$ ---	\$ ---	\$16,085,556	\$ ---	\$16,085,556
Montgomery	\$53,375,277	\$19,670,441	\$3,489,544	\$37,429,815	\$113,965,077
Multiple	\$75,844,712	\$24,901,868	\$21,125,867	\$18,687,500	\$140,559,947
Grand Total	\$2,116,482,125	\$1,631,310,254	\$2,987,887,328	\$3,134,682,390	\$9,870,362,097

TIP Projects by Sponsor and Fiscal Year

Sponsor	FY 2011	FY 2012	FY 2013	FY 2014	Grand Total
AIRLINE IMPROVEMENT DISTRICT	\$ ---	\$3,181,754	\$ ---	\$ ---	\$3,181,754
BRAZORIA COUNTY	\$76,196,011	\$36,082,481	\$40,033,158	\$ ---	\$152,311,650
CITY OF ALVIN	\$980,335	\$ ---	\$ ---	\$ ---	\$980,335
CITY OF BAYTOWN	\$13,500,000	\$ ---	\$ ---	\$ ---	\$13,500,000
CITY OF CONROE	\$12,441,733	\$ ---	\$ ---	\$ ---	\$12,441,733
CITY OF FRIENDSWOOD	\$ ---	\$ ---	\$ ---	\$4,472,000	\$4,472,000
CITY OF GALVESTON	\$2,930,000	\$ ---	\$ ---	\$ ---	\$2,930,000
CITY OF HOUSTON	\$274,963,035	\$58,734,629	\$59,500,458	\$29,830,412	\$423,028,534
CITY OF KATY	\$2,000,000	\$ ---	\$ ---	\$ ---	\$2,000,000
CITY OF LA PORTE	\$10,125,200	\$ ---	\$ ---	\$ ---	\$10,125,200
CITY OF LEAGUE CITY	\$15,149,000	\$ ---	\$ ---	\$ ---	\$15,149,000
CITY OF MISSOURI CITY	\$23,940,000	\$ ---	\$ ---	\$ ---	\$23,940,000
CITY OF PASADENA	\$18,981,072	\$1,500,000	\$ ---	\$2,536,832	\$23,017,904
CITY OF PEARLAND	\$25,227,000	\$ ---	\$ ---	\$8,917,000	\$34,144,000
CITY OF PINEY POINT VILLAGE	\$6,100,000	\$ ---	\$ ---	\$ ---	\$6,100,000
CITY OF RICHMOND	\$3,038,000	\$ ---	\$ ---	\$ ---	\$3,038,000
CITY OF ROSENBERG	\$5,375,000	\$ ---	\$ ---	\$ ---	\$5,375,000
CITY OF SOUTHSIDE PLACE	\$884,000	\$ ---	\$ ---	\$ ---	\$884,000
CITY OF STAFFORD	\$ ---	\$215,779	\$950,000	\$ ---	\$1,165,779
CITY OF SUGAR LAND	\$70,993,766	\$2,800,859	\$ ---	\$ ---	\$73,794,625
CITY OF TEXAS CITY	\$27,700,000	\$ ---	\$ ---	\$ ---	\$27,700,000
DOWNTOWN MANAGEMENT DISTRICT	\$35,000,000	\$ ---	\$ ---	\$ ---	\$35,000,000
FBCTRA	\$ ---	\$145,000,000	\$75,000,000	\$ ---	\$220,000,000
FORT BEND COUNTY	\$70,186,962	\$4,458,862	\$51,683,719	\$22,357,698	\$148,687,241
GREATER GREENSPOINT MANAGEMENT DISTRICT	\$ ---	\$ ---	\$3,333,027	\$ ---	\$3,333,027
GULF COAST CENTER	\$4,235,498	\$4,235,498	\$4,235,498	\$4,235,498	\$16,941,992
HARRIS COUNTY	\$125,136,990	\$34,002,590	\$26,639,068	\$25,695,445	\$211,474,093
HCTRA	\$130,000,000	\$15,000,000	\$1,363,007,342	\$1,362,000,000	\$2,870,007,342
H-GAC	\$4,421,250	\$12,937,500	\$11,952,500	\$10,437,500	\$39,748,750
ISLAND TRANSIT	\$2,915,102	\$2,915,102	\$2,915,102	\$10,639,407	\$19,384,713
METRO	\$688,627,167	\$1,203,727,167	\$1,250,884,049	\$1,435,792,918	\$4,579,031,301
MIDTOWN MANAGEMENT DISTRICT	\$4,938,839	\$ ---	\$ ---	\$ ---	\$4,938,839
MONTGOMERY COUNTY	\$13,108,000	\$6,511,858	\$ ---	\$30,000,000	\$49,619,858
PORT OF GALVESTON	\$1,000,000	\$ ---	\$ ---	\$ ---	\$1,000,000
PORT OF HOUSTON AUTHORITY	\$2,870,740	\$ ---	\$12,399,000	\$ ---	\$15,269,740
SOUTHWEST HOUSTON REDEVELOPMENT AUTHORITY	\$5,628,393	\$ ---	\$ ---	\$51,591	\$5,679,984
TEXAS PARKS & WILDLIFE	\$ ---	\$4,115,000	\$3,915,595	\$ ---	\$8,030,595
THE DISTRICT (BRAZOS TRANSIT DISTRICT)	\$3,489,544	\$3,459,544	\$3,489,544	\$7,429,815	\$17,868,447
TIMBER LANE UTILITY DISTRICT	\$ ---	\$ ---	\$4,284,141	\$ ---	\$4,284,141
TXDOT BEAUMONT DISTRICT	\$ ---	\$ ---	\$16,085,556	\$ ---	\$16,085,556
TXDOT HOUSTON DISTRICT	\$373,595,349	\$48,677,132	\$32,366,839	\$173,612,580	\$628,251,900
UNSPONSORED (TBD)	\$14,604,139	\$6,673,694	\$6,673,694	\$6,673,694	\$34,625,221
UPPER KIRBY DISTRICT	\$ ---	\$2,469,605	\$ ---	\$ ---	\$2,469,605
UPTOWN HOUSTON DISTRICT	\$46,200,000	\$ ---	\$18,539,038	\$ ---	\$64,739,038
US COAST GUARD	\$ ---	\$34,611,200	\$ ---	\$ ---	\$34,611,200
Grand Total	\$2,116,482,125	\$1,631,310,254	\$2,987,887,328	\$3,134,682,390	\$9,870,362,097

Chapter 6

Self Certification and

Compliance

This page left blank intentionally.



Resolution


NO. 1002-UPWP

MPO SELF-CERTIFICATION

WHEREAS, In accordance with Title 43, Part 1, Chapter 15, Subchapter A, Rule §15.5 of the Texas Administrative Code, the Texas Department of Transportation, and the Houston-Galveston Area Council Metropolitan Planning Organization for the Houston, Galveston, Texas City, La Marque, Lake Jackson, and Woodlands urbanized areas hereby certify that the transportation planning process is addressing the major issues in the metropolitan planning area and is being conducted in accordance with all applicable requirements of:


- (1) 23 U.S.C. 134, 49 U.S.C. 5303, and this subpart; (compliance with Metropolitan Planning)
- (2) In non-attainment and maintenance areas, sections 174 and 176 (c) and (d) of the Clean Air Act, as amended (42 U.S.C. 7504, 7506 (c) and (d)) and 40 CFR part 93;
- (3) Title VI of the Civil Rights Act of 1964, as amended (42 U.S.C. 2000d-1) and 49 CFR part 21;
- (4) 49 U.S.C. 5332, prohibiting discrimination on the basis of race, color, creed, national origin, sex, or age in employment or business opportunity;
- (5) Section 1101(b) of the SAFETEA-LU (Public Law 109-59) and 49 CFR part 26 regarding the involvement of disadvantaged business enterprises in USDOT funded projects;
- (6) 23 CFR part 230, regarding the implementation of an equal employment opportunity program on Federal and Federal-aid highway construction contracts;
- (7) The provisions of the Americans with Disabilities Act of 1990 (42 U.S.C. 12101 et seq.) and 49 CFR parts 27, 37, and 38;
- (8) The Older Americans Act, as amended (42 U.S.C. 6101), prohibiting discrimination on the basis of age in programs or activities receiving Federal financial assistance;
- (9) Section 324 of title 23 U.S.C. regarding the prohibition of discrimination based on gender; and
- (10) Section 504 of the Rehabilitation Act of 1973 (29 U.S.C. 794) and 49 CFR part 27 regarding discrimination against individuals with disabilities.

Witness these signatures this 25th day of June, 2010


 Delvin Dennis, P.E. District Engineer
 Texas Department of Transportation
 Houston District

Date

6/30/10


 James Patterson, Chairman
 Transportation Policy Council for the Houston-
 Galveston Transportation Management Area

Date

6-25-2010

Chapter 6 —Self Certification and Compliance

MPO Self Certification

The State and the MPO must annually certify to FHWA and FTA that the planning process is being conducted in accordance with all applicable transportation planning requirements. The planning process will undergo joint review and evaluation by FHWA, FTA and TxDOT to determine if the process meets requirements. The Federal administrators will take the appropriate action for each TMA to either issue certification action, or deny certification if the TMA planning process fails to substantially meet requirements. If FHWA and FTA jointly determine that the transportation planning process in a TMA does not substantially meet the requirements, they may withhold, in whole or in part, the apportionment attributed to the relevant metropolitan planning area or withhold approval of all or certain categories of projects. Upon full, joint certification by FHWA and FTA, all funds withheld will be restored to the metropolitan area, unless they have lapsed. For non-TMA areas TxDOT will determine whether a MPO's transportation planning process substantially meets requirements and act accordingly. (23 CFR 450.334; 49 CFR 613; USC Title 23, Sec. 134; and USC Title 49, Ch. 53, Sec's 5303 – 5306)

Title VI, Civil Rights Act of 1964

Title VI prohibits exclusion from participation in, denial of benefits of, and discrimination under federally assisted programs on grounds of race, color, or national origin. Title VI assurance regulations were also executed by each State prohibiting discrimination on the basis of sex or disability. (USC Title 23, Sec. 324 and USC Title 29, Sec. 794)

Sections 2.05 Equal Employment Opportunity, 2.06 Affirmative Action, and 2.07 Sexual Harassment of the H-GAC Personnel Policies, adopted March 15, 2004, cite the MPO's compliance with the Title IV, Civil Rights Act of 1964.

Environmental Justice

In support of Title VI regulations, each Federal agency must identify and address, as appropriate, disproportionately high and adverse human health or environmental effects of its programs, policies, and activities on minority and low-income populations. State Highway agency responsibilities are to develop procedures for the collection of statistical data (race, color, religion, sex, and national origin) of participants in, and beneficiaries of State highway programs, i.e., relocatees, affected citizens and affected communities. Recipients of federally assisted programs shall keep documentation, for federal review, demonstrating extent to which members of target populations are beneficiaries of such programs. (EO 12898, 23 CFR 200.9 (b)(4), and 49 CFR 21.9 (b))

In conjunction with the 2035 RTP development, regional and sub regional environmental and socioeconomic analyses were conducted, including Title VI & environmental Justice Accessibility. 1.) Summary of average travel times to jobs and other trip purposes by mode for low-income and minority travelers compared to others; 2.) Assessment of the social impacts of transportation projects in low-income and minority areas; and 3) the development of a Transit Need Index to identify transit need in the region. (See 2010-11 UPWP Subtask 4.1: Development/Maintenance of the RTP). Staff has completed

and begun implementing the methodology for the Title VI Environmental Justice element of the 2035 RTP.

Disadvantaged Business Enterprises in Planning Projects

The Disadvantaged Business Enterprise (DBE) program ensures equal opportunity in transportation contracting markets, addresses the effects of discrimination in transportation contracting, and promotes increased participation in federally funded contracts by small, socially and economically disadvantaged businesses, including minority and women owned enterprises. The statute provides that at least 10% of the amounts made available for any Federal-aid highways, mass transit, and transportation research and technology program be expended with certified DBEs. (SAFETEA-LU, Pub. L. 105-178, Sec. 1101(b); CFR 49, Subtitle A, Part 26)

Pursuant to Section 49 Code of Federal Regulations Part 26, the Houston-Galveston Area Council has proposed an overall goal of 22% for the participation of DBEs in its Transportation Department contracts funded by the U.S. Department of Transportation (DOT), through the Federal Aviation Administration, Federal Highway Administration and Federal Transit Administration, effective October 1, 2010 through September 30, 2013.

Americans with Disabilities Act of 1990

Programs and activities funded with federal dollars are prohibited from discrimination based on disability. Compliance with the applicable regulations is a condition of receiving federal financial assistance from the Department of Transportation. (Pub. L. 101-336, 104 Stat. 327 as amended; 49 CFR Parts 27, 37 and 38)

Section 2.08 of the H-GAC Personnel Policies, adopted May 16, 2001, cites the MPO's compliance with the American Disabilities Act of 1990. In addition, the H-GAC was instrumental in assuring its place of business, 3555 Timmons Lane, complies with all ADA requirements. Accessibility Consultants Incorporated performed a building property evaluation in March 1992. As of December 31, 2000, all noted discrepancies were corrected. As of December 31, 2001, ten additional handicapped spaces were added to the level 5 covered area of the parking garage. The most recent inspection was conducted in April 2007. All meetings, funded with federal dollars or as part of doing business, are held only in ADA compliant facilities.

Restrictions On Influencing Certain Federal Activities

No appropriated funds may be expended by the recipient of a federal contract, grant, loan, or cooperative agreement to pay any person for influencing a federal employee regarding the award of Federal contracts, grants, loans or cooperative agreements. (49 CFR, Part 20)

Sections 3.04 Outside Activities, 3.05 Gifts and Gratuities, 3.06 Conflict of Interest, and 3.07 Political Activity of the H-GAC Personnel Policies, adopted March 15, 2004, cites the MPO's compliance with the Restrictions on Influencing certain Federal Activities.

Clean Air Act: Air Pollution Prevention & Control

All State and local transportation officials will take part in a 3-C planning process in non-attainment areas to determine which planning elements will be developed, adopted and implemented to maintain or improve the air quality for said area. In non-attainment areas that include more than one state, the affected states may jointly undertake and implement air quality planning procedures. Activities not

conforming to approved plans will not be financially supported by the federal government. Priority of funding will be given to those projects or programs that achieve and maintain national primary ambient air quality standards. (42 USC, Ch. 85, Sec's. 7408, 7410, 7504, 7505a 7511, 7512, 7506 (c) and (d) and 7604; 49 USC, Ch. 53, 23 USC, Sec. 134)

UPWP Subtasks 1.3, 1.4, 2.1, 3.3, 4.1, 4.2, 4.3, 4.4, 5.1, 5.2, 5.3, 6.1, 6.2, and 6.3 address various aspects of the CAA requirements, including public outreach, SIP development, air quality conformity attainment, financial constraints, alternative modes of travel, and contributions to maintaining national primary ambient air quality standards.

**Appendix A
Progress From
2008-2011 Transportation
Improvement Program**

This page left blank intentionally.

Appendix A — Progress from 2008-2011 TIP

Organization of this Table

Appendix A of the 2011-2014 TIP contains the projects that have been that have been implemented or let for contract in the Houston-Galveston TMA during the timeframe of the previous Transportation Improvement Program (2008-2011 TIP). Projects expected to let in the remainder of the current fiscal year (FY 2010) are also listed in this appendix. This project listing is sorted by county, street name, and unique project identifiers (CSJ Number, MPOID).

TABLE A-1
2008-2011 TRANSPORTATION IMPROVEMENT PROGRAM
FOR PROJECTS LET TO CONTRACT ORGANIZATION

County	County were the project is located.
MPO ID	Sequential number given to all projects used for identification by H-GAC that corresponds to the GIS and modeling networks and RTP.
CSJ Number	The Control Section Job Number is TxDOT's statewide system for identifying a highway project on the state system with the control being the most general and section and job breakdown being more specific as to location. The CSJ is a unique identifying nine-digit number for a project.
Sponsor ID	Number sponsor assigns their projects such as a Capital Improvement Program (CIP) number.
Let Date	Estimated date for project to be let to contract.
Sponsor	Sponsor Agency usually the agency submitting project and providing matching funds.
Street	Street/Highway where project is located. If project is not located on a specific facility then VA or N/A is listed for street.
From Limit	Beginning limit of the project.
To Limit	Ending limit of the project.
Project Description	Scope of work or description of project as submitted by the sponsor.
Funding	The source of funds: See Appendix C for detailed descriptions of funding categories.
Federal	Federal funds programmed for that funding category
State	State funds programmed for that funding category
Local	Local funds programmed for that funding category (match)
Total	Amount programmed for that funding category
Project Totals:	
Federal	Total Federal funds programmed for the project
State	Total State funds programmed for the project
Local	Total Local funds programmed for the project
Total	Total programmed for the project

This page left blank intentionally.

**HOUSTON-GALVESTON MPO
2011-2014 TRANSPORTATION IMPROVEMENT PROGRAM
PROGRESS FROM 2008-2011 TRANSPORTATION IMPROVEMENT PROGRAM**

COUNTY	SPONSOR	PROJECT DESCRIPTION
CSJ NUMBER	STREET	
MPO ID	FROM LIMIT	
SPONSOR ID	TO LIMIT	
FISCAL YEAR	LET DATE	

Grouped by County and Sorted by Street, CSJ Number and MPOID

BRAZORIA	TXDOT HOUSTON DISTRICT	REPLACE BRIDGE (NBI# 12020W00010001)
0912-31-212	BISSELL RD	
13955	AT E FORK CHOCOLATE BAYOU	
FY2009	7/1/2009	

Year of Expenditure (YOE) Project Cost Information:

Fund Cat	Federal	State	Local	Total
6	\$284,365	\$71,091	---	\$355,457
LOCAL CONT	---	---	\$85,133	\$85,133
YOE Cost:	\$284,365	\$71,091	\$85,133	\$440,590

BRAZORIA	CITY OF PEARLAND	WIDEN FROM 2 TO 4-LANE DIVIDED URBAN SECTION
7620	BROADWAY ST	
TR0810	ALMEDA SCHOOL RD	
FY2008	SH 288	
	6/1/2008	

Year of Expenditure (YOE) Project Cost Information:

Fund Cat	Federal	State	Local	Total
LOCAL	---	---	\$9,168,904	\$9,168,904
YOE Cost:	---	---	\$9,168,904	\$9,168,904

BRAZORIA	CITY OF FREEPORT	BEAUTIFICATION
0912-31-137	CITY OF FREEPORT	
10338	N OF DOW BARGE CANAL BRIDGE	
	2ND ST	
FY2008	9/1/2007	

Year of Expenditure (YOE) Project Cost Information:

Fund Cat	Federal	State	Local	Total
9	\$944,515	---	\$314,839	\$1,259,354
YOE Cost:	\$944,515	---	\$314,839	\$1,259,354

BRAZORIA	TXDOT HOUSTON DISTRICT	REPLACE BRIDGE (NBI# 12020W00215001)
0912-31-216	CLARK RD	
13959	AT CHOCOLATE BAYOU	
FY2010	11/1/2009	

Year of Expenditure (YOE) Project Cost Information:

Fund Cat	Federal	State	Local	Total
6	\$290,664	\$72,666	---	\$363,331
LOCAL CONT	---	---	\$136,176	\$136,176
YOE Cost:	\$290,664	\$72,666	\$136,176	\$499,507

BRAZORIA	TXDOT HOUSTON DISTRICT	REPLACE BRIDGE (NBI# 12020D00277001)
0912-31-202	CLIFFORD ST	
13948	AT DRAINAGE DITCH	
FY2009	7/1/2009	

Year of Expenditure (YOE) Project Cost Information:

Fund Cat	Federal	State	Local	Total
6	\$423,987	\$105,996	---	\$529,984
YOE Cost:	\$423,987	\$105,996	---	\$529,984

HOUSTON-GALVESTON MPO
2011-2014 TRANSPORTATION IMPROVEMENT PROGRAM
PROGRESS FROM 2008-2011 TRANSPORTATION IMPROVEMENT PROGRAM

COUNTY
CSJ NUMBER
MPO ID
SPONSOR ID
FISCAL YEAR

SPONSOR
STREET
FROM LIMIT
TO LIMIT
LET DATE

BRAZORIA COUNTY PROJECTS

Grouped by County and Sorted by Street, CSJ Number and MPOID

PROJECT DESCRIPTION

BRAZORIA TXDOT HOUSTON DISTRICT REPLACE BRIDGE (NBI# 12020AA0649001)
0912-31-168 CR 100
13922 AT BRAZOS RIVER AUTHORITY CANAL

FY2010 10/1/2009

Year of Expenditure (YOE) Project Cost Information:

Fund Cat	Federal	State	Local	Total
6	\$239,682	\$59,920	---	\$299,603
LOCAL CONT	---	---	\$185,173	\$185,173
YOE Cost:	\$239,682	\$59,920	\$185,173	\$484,776

BRAZORIA BRAZORIA COUNTY REPLACE BRIDGE AND APPROACHES
0912-31-189 CR 101C (ALLEN RD)
11303 AT BRAZORIA RIVER AUTHORITY CANAL

FY2009 4/1/2009

Year of Expenditure (YOE) Project Cost Information:

Fund Cat	Federal	State	Local	Total
6	\$312,366	\$78,091	---	\$390,457
LOCAL CONT	---	---	\$137,781	\$137,781
YOE Cost:	\$312,366	\$78,091	\$137,781	\$528,238

BRAZORIA TXDOT HOUSTON DISTRICT REPLACE BRIDGE (NBI# 12020M00385001)
0912-31-197 CR 105
13944 AT HICKORY SLOUGH

FY2011 11/1/2010

Year of Expenditure (YOE) Project Cost Information:

Fund Cat	Federal	State	Local	Total
6	\$278,400	\$69,600	---	\$348,000
YOE Cost:	\$278,400	\$69,600	---	\$348,000

BRAZORIA TXDOT HOUSTON DISTRICT REPLACE BRIDGE (NBI# 12020AA0638002)
0912-31-220 CR 115
13961 AT DRAINAGE DITCH

FY2010 11/1/2009

Year of Expenditure (YOE) Project Cost Information:

Fund Cat	Federal	State	Local	Total
6	\$359,956	\$44,994	\$44,994	\$449,945
YOE Cost:	\$359,956	\$44,994	\$44,994	\$449,945

BRAZORIA TXDOT HOUSTON DISTRICT REPLACE BRIDGE
0912-31-116 CR 121
7150 AT HAYES CREEK

FY2009 11/1/2008

Year of Expenditure (YOE) Project Cost Information:

Fund Cat	Federal	State	Local	Total
6	\$341,120	\$85,280	---	\$426,400
YOE Cost:	\$341,120	\$85,280	---	\$426,400

**HOUSTON-GALVESTON MPO
2011-2014 TRANSPORTATION IMPROVEMENT PROGRAM
PROGRESS FROM 2008-2011 TRANSPORTATION IMPROVEMENT PROGRAM**

COUNTY	SPONSOR	PROJECT DESCRIPTION			
CSJ NUMBER	STREET				
MPO ID	FROM LIMIT				
SPONSOR ID	TO LIMIT				
FISCAL YEAR	LET DATE				
BRAZORIA	TXDOT HOUSTON DISTRICT	REPLACE BRIDGE			
0912-31-165	CR 121				
13919	AT DRAW				
FY2010	11/1/2009				
Year of Expenditure (YOE) Project Cost Information:					
	Fund Cat	Federal	State	Local	Total
	6	\$237,571	\$59,392	---	\$296,964
	LOCAL CONT	---	---	\$195,176	\$195,176
	YOE Cost:	\$237,571	\$59,392	\$195,176	\$492,140
BRAZORIA	TXDOT HOUSTON DISTRICT	REPLACE BRIDGE (NBI# 12020AA0652002)			
0912-31-169	CR 128				
13923	AT DRAINAGE DITCH				
FY2009	7/1/2009				
Year of Expenditure (YOE) Project Cost Information:					
	Fund Cat	Federal	State	Local	Total
	6	\$351,303	\$87,825	---	\$439,129
	YOE Cost:	\$351,303	\$87,825	---	\$439,129
BRAZORIA	TXDOT HOUSTON DISTRICT	REPLACE BRIDGE (NBI# 12020AA0920001)			
0912-31-186	CR 155				
13940	AT DRAINAGE DITCH				
FY2009	7/1/2009				
Year of Expenditure (YOE) Project Cost Information:					
	Fund Cat	Federal	State	Local	Total
	6	\$211,993	\$52,998	---	\$264,992
	YOE Cost:	\$211,993	\$52,998	---	\$264,992
BRAZORIA	TXDOT HOUSTON DISTRICT	REPLACE BRIDGE (NBI# 12020AA0846001)			
0912-31-180	CR 159				
13935	AT HALLS BAYOU				
FY2009	7/1/2009				
Year of Expenditure (YOE) Project Cost Information:					
	Fund Cat	Federal	State	Local	Total
	6	\$284,677	\$71,169	---	\$355,846
	LOCAL CONT	---	---	\$88,775	\$88,775
	YOE Cost:	\$284,677	\$71,169	\$88,775	\$444,621
BRAZORIA	TXDOT HOUSTON DISTRICT	REPLACE BRIDGE (NBI# 12020AA0842001)			
0912-31-178	CR 160				
13933	AT MUSTANG BAYOU				
FY2009	7/1/2009				
Year of Expenditure (YOE) Project Cost Information:					
	Fund Cat	Federal	State	Local	Total
	6	\$642,037	\$160,509	---	\$802,547
	YOE Cost:	\$642,037	\$160,509	---	\$802,547

HOUSTON-GALVESTON MPO
2011-2014 TRANSPORTATION IMPROVEMENT PROGRAM
PROGRESS FROM 2008-2011 TRANSPORTATION IMPROVEMENT PROGRAM

COUNTY
CSJ NUMBER
MPO ID
SPONSOR ID
FISCAL YEAR

SPONSOR
STREET
FROM LIMIT
TO LIMIT
LET DATE

BRAZORIA COUNTY PROJECTS

Grouped by County and Sorted by Street, CSJ Number and MPOID

PROJECT DESCRIPTION

BRAZORIA	TXDOT HOUSTON DISTRICT	REPLACE BRIDGE (NBI# 12020AA0853001)
0912-31-182	CR 160	
13937	AT DRAINAGE DITCH	

FY2009 3/1/2009

Year of Expenditure (YOE) Project Cost Information:

Fund Cat	Federal	State	Local	Total
6	\$435,235	\$108,808	---	\$544,044
YOE Cost:	\$435,235	\$108,808	---	\$544,044

BRAZORIA	TXDOT HOUSTON DISTRICT	REPLACE BRIDGE AND APPROACHES (NBI# 12020AA0853002)
0912-31-183	CR 160	
9484	AT BRISCOE CANAL	

FY2009 3/1/2009

Year of Expenditure (YOE) Project Cost Information:

Fund Cat	Federal	State	Local	Total
6	\$295,925	\$73,981	---	\$369,907
LOCAL CONT	---	---	\$61,618	\$61,618
YOE Cost:	\$295,925	\$73,981	\$61,618	\$431,525

BRAZORIA	TXDOT HOUSTON DISTRICT	REPLACE BRIDGE AND APPROACHES
0912-31-135	CR 162	
7160	AT DRAINAGE DITCH	

FY2009 11/1/2008

Year of Expenditure (YOE) Project Cost Information:

Fund Cat	Federal	State	Local	Total
6	\$332,800	\$83,200	---	\$416,000
YOE Cost:	\$332,800	\$83,200	---	\$416,000

BRAZORIA	TXDOT HOUSTON DISTRICT	REPLACE BRIDGE AND APPROACHES
0912-31-152	CR 163	
11310	AT MUSTANG BAYOU	

FY2009 11/1/2008

Year of Expenditure (YOE) Project Cost Information:

Fund Cat	Federal	State	Local	Total
6	\$665,600	\$166,400	---	\$832,000
YOE Cost:	\$665,600	\$166,400	---	\$832,000

BRAZORIA	TXDOT HOUSTON DISTRICT	REPLACE BRIDGE (NBI# 12020AA0842002)
0912-31-179	CR 165	
13934	AT HALLS BAYOU	

FY2009 3/1/2009

Year of Expenditure (YOE) Project Cost Information:

Fund Cat	Federal	State	Local	Total
6	\$352,168	\$88,042	---	\$440,211
LOCAL CONT	---	---	\$45,095	\$45,095
YOE Cost:	\$352,168	\$88,042	\$45,095	\$485,306

**HOUSTON-GALVESTON MPO
2011-2014 TRANSPORTATION IMPROVEMENT PROGRAM
PROGRESS FROM 2008-2011 TRANSPORTATION IMPROVEMENT PROGRAM**

COUNTY
CSJ NUMBER
MPO ID
SPONSOR ID
FISCAL YEAR

SPONSOR
STREET
FROM LIMIT
TO LIMIT
LET DATE

BRAZORIA COUNTY PROJECTS

Grouped by County and Sorted by Street, CSJ Number and MPOID

PROJECT DESCRIPTION

BRAZORIA TXDOT HOUSTON DISTRICT
0912-31-181 CR 168
13936 AT MUSTANG BAYOU

REPLACE BRIDGE (NBI# 12020AA0848002)

FY2009 3/1/2009

Year of Expenditure (YOE) Project Cost Information:

Fund Cat	Federal	State	Local	Total
6	\$647,229	\$161,807	---	\$809,036
YOE Cost:	\$647,229	\$161,807	---	\$809,036

BRAZORIA TXDOT HOUSTON DISTRICT
0912-31-177 CR 169
13932 AT DRAINAGE DITCH

REPLACE BRIDGE (NBI# 12020AA0841002)

FY2009 5/1/2009

Year of Expenditure (YOE) Project Cost Information:

Fund Cat	Federal	State	Local	Total
6	\$430,044	\$107,511	---	\$537,555
YOE Cost:	\$430,044	\$107,511	---	\$537,555

BRAZORIA TXDOT HOUSTON DISTRICT
0912-31-184 CR 170
13938 AT DRAINAGE DITCH

REPLACE BRIDGE (NBI# 12020AA0859001)

FY2009 3/1/2009

Year of Expenditure (YOE) Project Cost Information:

Fund Cat	Federal	State	Local	Total
6	\$423,987	\$105,996	---	\$529,984
YOE Cost:	\$423,987	\$105,996	---	\$529,984

BRAZORIA TXDOT HOUSTON DISTRICT
0912-31-174 CR 172
13928 AT DRAINAGE DITCH

REPLACE BRIDGE (NBI# 12020AA0787002)

FY2009 7/1/2009

Year of Expenditure (YOE) Project Cost Information:

Fund Cat	Federal	State	Local	Total
6	\$351,303	\$87,825	---	\$439,129
LOCAL CONT	---	---	\$41,988	\$41,988
YOE Cost:	\$351,303	\$87,825	\$41,988	\$481,117

BRAZORIA TXDOT HOUSTON DISTRICT
0912-31-175 CR 172
13930 AT CHOCOLATE BAYOU

REPLACE BRIDGE (NBI# 12020AA0787003)

FY2009 5/1/2009

Year of Expenditure (YOE) Project Cost Information:

Fund Cat	Federal	State	Local	Total
6	\$865,280	\$216,320	---	\$1,081,600
YOE Cost:	\$865,280	\$216,320	---	\$1,081,600

HOUSTON-GALVESTON MPO
2011-2014 TRANSPORTATION IMPROVEMENT PROGRAM
PROGRESS FROM 2008-2011 TRANSPORTATION IMPROVEMENT PROGRAM

COUNTY
CSJ NUMBER
MPO ID
SPONSOR ID
FISCAL YEAR

SPONSOR
STREET
FROM LIMIT
TO LIMIT
LET DATE

BRAZORIA COUNTY PROJECTS

Grouped by County and Sorted by Street, CSJ Number and MPOID

PROJECT DESCRIPTION

BRAZORIA	TXDOT HOUSTON DISTRICT	REPLACE BRIDGE (NBI# 12020D00787004)
0912-31-204	CR 172	
13950	AT DRAINAGE DITCH	

FY2009 7/1/2009

Year of Expenditure (YOE) Project Cost Information:

Fund Cat	Federal	State	Local	Total
6	\$211,993	\$52,998	---	\$264,992
LOCAL CONT	---	---	\$135,228	\$135,228
YOE Cost:	\$211,993	\$52,998	\$135,228	\$400,220

BRAZORIA	TXDOT HOUSTON DISTRICT	REPLACE BRIDGE AND APPROACHES
0912-31-154	CR 176C	
11312	AT DRAINAGE DITCH	

FY2009 11/1/2008

Year of Expenditure (YOE) Project Cost Information:

Fund Cat	Federal	State	Local	Total
6	\$268,736	\$67,184	---	\$335,920
YOE Cost:	\$268,736	\$67,184	---	\$335,920

BRAZORIA	TXDOT HOUSTON DISTRICT	REPLACE BRIDGE
0912-31-173	CR 186	
13927	AT MUSTANG BAYOU	

FY2010 11/1/2009

Year of Expenditure (YOE) Project Cost Information:

Fund Cat	Federal	State	Local	Total
6	\$365,355	\$91,338	---	\$456,694
LOCAL CONT	---	---	\$80,456	\$80,456
YOE Cost:	\$365,355	\$91,338	\$80,456	\$537,150

BRAZORIA	TXDOT HOUSTON DISTRICT	REHABILITATE BRIDGE AND APPROACHES
0912-31-219	CR 190	
11304	AT DRAINAGE DITCH	

FY2010 11/1/2009

Year of Expenditure (YOE) Project Cost Information:

Fund Cat	Federal	State	Local	Total
6	\$215,073	\$26,884	\$26,884	\$268,842
YOE Cost:	\$215,073	\$26,884	\$26,884	\$268,842

BRAZORIA	TXDOT HOUSTON DISTRICT	REPLACE BRIDGE (NBI# 12020AA0833001)
0912-31-176	CR 191	
13931	AT DRAINAGE DITCH	

FY2009 5/1/2009

Year of Expenditure (YOE) Project Cost Information:

Fund Cat	Federal	State	Local	Total
6	\$430,044	\$107,511	---	\$537,555
YOE Cost:	\$430,044	\$107,511	---	\$537,555

**HOUSTON-GALVESTON MPO
2011-2014 TRANSPORTATION IMPROVEMENT PROGRAM
PROGRESS FROM 2008-2011 TRANSPORTATION IMPROVEMENT PROGRAM**

COUNTY	SPONSOR	PROJECT DESCRIPTION			
CSJ NUMBER	STREET				
MPO ID	FROM LIMIT				
SPONSOR ID	TO LIMIT				
FISCAL YEAR	LET DATE				
BRAZORIA	TXDOT HOUSTON DISTRICT	REPALCE BRIDGE AND APPROACHES			
0912-31-149	CR 192				
11307	AT DRAINAGE DITCH				
FY2009	11/1/2008				
Year of Expenditure (YOE) Project Cost Information:					
	Fund Cat	Federal	State	Local	Total
	6	\$463,790	\$115,947	---	\$579,737
	YOE Cost:	\$463,790	\$115,947	---	\$579,737
BRAZORIA	TXDOT HOUSTON DISTRICT	REPLACE BRIDGE AND APPROACHES (NBI# 12020AA0862002)			
0912-31-185	CR 210				
13939	AT BRUSHY BAYOU				
FY2009	5/1/2009				
Year of Expenditure (YOE) Project Cost Information:					
	Fund Cat	Federal	State	Local	Total
	6	\$736,353	\$184,088	---	\$920,441
	YOE Cost:	\$736,353	\$184,088	---	\$920,441
BRAZORIA	TXDOT HOUSTON DISTRICT	REPLACE BRIDGE AND APPROACHES			
0912-31-118	CR 221				
7170	AT HAYES CREEK				
FY2009	11/1/2008				
Year of Expenditure (YOE) Project Cost Information:					
	Fund Cat	Federal	State	Local	Total
	6	\$249,600	\$62,400	---	\$312,000
	YOE Cost:	\$249,600	\$62,400	---	\$312,000
BRAZORIA	TXDOT HOUSTON DISTRICT	REPLACE BRIDGE			
0912-31-151	CR 324				
11301	AT LINNVILLE BAYOU NEAR OLD OCEAN				
FY2009	11/1/2008				
Year of Expenditure (YOE) Project Cost Information:					
	Fund Cat	Federal	State	Local	Total
	6	\$883,450	\$220,862	---	\$1,104,313
	YOE Cost:	\$883,450	\$220,862	---	\$1,104,313
BRAZORIA	BRAZORIA COUNTY	REVIEW PS&E TO WIDEN TO 4-LANES			
0912-31-196	CR 403				
14214	CR 94				
	FM 865				
FY2009	8/1/2009				
Year of Expenditure (YOE) Project Cost Information:					
	Fund Cat	Federal	State	Local	Total
	10	---	---	\$35,000	\$35,000
	YOE Cost:	---	---	\$35,000	\$35,000

HOUSTON-GALVESTON MPO
2011-2014 TRANSPORTATION IMPROVEMENT PROGRAM
PROGRESS FROM 2008-2011 TRANSPORTATION IMPROVEMENT PROGRAM

COUNTY
CSJ NUMBER
MPO ID
SPONSOR ID
FISCAL YEAR

SPONSOR
STREET
FROM LIMIT
TO LIMIT
LET DATE

BRAZORIA COUNTY PROJECTS

Grouped by County and Sorted by Street, CSJ Number and MPOID

PROJECT DESCRIPTION

BRAZORIA	TXDOT HOUSTON DISTRICT	REPLACE BRIDGE AND APPROACHES
0912-31-132	CR 520	
10893	AT DRAINAGE DITCH	

FY2009 11/1/2008

Year of Expenditure (YOE) Project Cost Information:

Fund Cat	Federal	State	Local	Total
6	\$294,195	\$73,548	---	\$367,744
YOE Cost:	\$294,195	\$73,548	---	\$367,744

BRAZORIA	TXDOT HOUSTON DISTRICT	REPLACE BRIDGE (NBI# 12020AA2008001)
0912-31-188	CR 522	
13942	AT MOUND CREEK	

FY2009 4/1/2009

Year of Expenditure (YOE) Project Cost Information:

Fund Cat	Federal	State	Local	Total
6	\$340,055	\$85,013	---	\$425,068
YOE Cost:	\$340,055	\$85,013	---	\$425,068

BRAZORIA	TXDOT HOUSTON DISTRICT	REPLACE BRIDGE (NBI# 12020AA0174001)
0912-31-162	CR 703	
13916	AT DRAW	

FY2009 4/1/2009

Year of Expenditure (YOE) Project Cost Information:

Fund Cat	Federal	State	Local	Total
6	\$390,241	\$97,560	---	\$487,801
YOE Cost:	\$390,241	\$97,560	---	\$487,801

BRAZORIA	TXDOT HOUSTON DISTRICT	REPLACE BRIDGE AND APPROACHES
0912-31-153	CR 721G	
11308	AT CANAL	

FY2009 11/1/2008

Year of Expenditure (YOE) Project Cost Information:

Fund Cat	Federal	State	Local	Total
6	\$435,235	\$108,808	---	\$544,044
YOE Cost:	\$435,235	\$108,808	---	\$544,044

BRAZORIA	TXDOT HOUSTON DISTRICT	REPLACE BRIDGE (NBI# 12020AA0510001)
0912-31-163	CR 81	
13917	AT WEST FORK CHOCOLATE BAYOU	

FY2009 7/1/2009

Year of Expenditure (YOE) Project Cost Information:

Fund Cat	Federal	State	Local	Total
6	\$346,112	\$86,528	---	\$432,640
YOE Cost:	\$346,112	\$86,528	---	\$432,640

**HOUSTON-GALVESTON MPO
2011-2014 TRANSPORTATION IMPROVEMENT PROGRAM
PROGRESS FROM 2008-2011 TRANSPORTATION IMPROVEMENT PROGRAM**

COUNTY	SPONSOR	BRAZORIA COUNTY PROJECTS Grouped by County and Sorted by Street, CSJ Number and MPOID
CSJ NUMBER	STREET	
MPO ID	FROM LIMIT	
SPONSOR ID	TO LIMIT	
FISCAL YEAR	LET DATE	
		PROJECT DESCRIPTION

BRAZORIA	TXDOT HOUSTON DISTRICT	REPLACE BRIDGE (NBI# 12020AA0084001)
0912-31-190	CR 84	
13943	(CROIX PKWY) AT MUSTANG BAYOU	
FY2010	1/1/2010	

Year of Expenditure (YOE) Project Cost Information:

Fund Cat	Federal	State	Local	Total
6	\$418,795	\$104,698	---	\$523,494
YOE Cost:	\$418,795	\$104,698	---	\$523,494

BRAZORIA	TXDOT HOUSTON DISTRICT	REPLACE BRIDGE AND APPROACHES
0912-31-133	CR 89	
11296	AT BRAZOS RIVER AUTHORITY CANAL	
FY2009	11/1/2008	

Year of Expenditure (YOE) Project Cost Information:

Fund Cat	Federal	State	Local	Total
6	\$385,216	\$96,304	---	\$481,520
YOE Cost:	\$385,216	\$96,304	---	\$481,520

BRAZORIA	TXDOT HOUSTON DISTRICT	REPLACE BRIDGE (NBI# 12020AA0691001)
0912-31-170	CR 95	
13924	AT MUSTANG BAYOU	
FY2009	7/1/2009	

Year of Expenditure (YOE) Project Cost Information:

Fund Cat	Federal	State	Local	Total
6	\$574,545	\$143,636	---	\$718,182
YOE Cost:	\$574,545	\$143,636	---	\$718,182

BRAZORIA	CITY OF PEARLAND	WIDEN TO 4-LANES
0912-31-108	DIXIE FARM RD	
11941	SH 35	
	1500 FT S OF FM 518	
FY2009	2/1/2009	

Year of Expenditure (YOE) Project Cost Information:

Fund Cat	Federal	State	Local	Total
7	\$5,953,500	\$1,488,375	---	\$7,441,875
LOCAL CONT	---	---	\$5,070,368	\$5,070,368
YOE Cost:	\$5,953,500	\$1,488,375	\$5,070,368	\$12,512,243

BRAZORIA	TXDOT HOUSTON DISTRICT	ASPHALT OVERLAY AND PAVEMENT MARKINGS
1413-01-016	FM 1459	
13897	SH 35	
	FM 1301	
FY2009	4/1/2009	

Year of Expenditure (YOE) Project Cost Information:

Fund Cat	Federal	State	Local	Total
1	\$876,096	\$219,024	---	\$1,095,120
YOE Cost:	\$876,096	\$219,024	---	\$1,095,120

HOUSTON-GALVESTON MPO
2011-2014 TRANSPORTATION IMPROVEMENT PROGRAM
PROGRESS FROM 2008-2011 TRANSPORTATION IMPROVEMENT PROGRAM

COUNTY
CSJ NUMBER
MPO ID
SPONSOR ID
FISCAL YEAR

SPONSOR
STREET
FROM LIMIT
TO LIMIT
LET DATE

BRAZORIA COUNTY PROJECTS

Grouped by County and Sorted by Street, CSJ Number and MPOID

PROJECT DESCRIPTION

BRAZORIA	TXDOT HOUSTON DISTRICT	LANDSCAPE DEVELOPMENT
0587-01-056	FM 1495	
14025	CR 750	
	LEVEE RD (NORTH SIDE)	
FY2009	4/1/2009	

Year of Expenditure (YOE) Project Cost Information:

Fund Cat	Federal	State	Local	Total
10	\$9,984	\$2,496	---	\$12,480
YOE Cost:	\$9,984	\$2,496	---	\$12,480

BRAZORIA	TXDOT HOUSTON DISTRICT	MILL, ONE-COURSE SURFACE TREATMENT, ASPHALT OVERLAY AND PAVEMENT MARKINGS
0587-01-057	FM 1495	
13894	SH 36	
	PROTECTION LEVEE	
FY2008	12/1/2007	

Year of Expenditure (YOE) Project Cost Information:

Fund Cat	Federal	State	Local	Total
1	\$1,104,064	\$276,016	---	\$1,380,080
YOE Cost:	\$1,104,064	\$276,016	---	\$1,380,080

BRAZORIA	TXDOT HOUSTON DISTRICT	WIDEN TO 4-LANE DIVIDED SUBURBAN SECTION
2523-02-030	FM 2004	
1	BS 288	
	SH 288	
FY2009	7/1/2009	

Year of Expenditure (YOE) Project Cost Information:

Fund Cat	Federal	State	Local	Total
ARRA	\$11,096,808	---	---	\$11,096,808
YOE Cost:	\$11,096,808	---	---	\$11,096,808

BRAZORIA	TXDOT HOUSTON DISTRICT	CONSTRUCT RAILROAD-HIGHWAY GRADE SEPARATION
2523-02-058	FM 2004	
10146	AT CR 288 & UPRR	
FY2009	7/1/2009	

Year of Expenditure (YOE) Project Cost Information:

Fund Cat	Federal	State	Local	Total
ARRA	\$10,511,192	---	---	\$10,511,192
YOE Cost:	\$10,511,192	---	---	\$10,511,192

BRAZORIA	TXDOT HOUSTON DISTRICT	FY 2005 RAILROAD GRADE CROSSING REPLANKING PROGRAM (UP DOT# 448 659H)
2523-02-060	FM 2004	
14094	IN ANGLETON	
FY2009	9/1/2008	

Year of Expenditure (YOE) Project Cost Information:

Fund Cat	Federal	State	Local	Total
10	---	\$39,041	---	\$39,041
YOE Cost:	---	\$39,041	---	\$39,041

**HOUSTON-GALVESTON MPO
2011-2014 TRANSPORTATION IMPROVEMENT PROGRAM
PROGRESS FROM 2008-2011 TRANSPORTATION IMPROVEMENT PROGRAM**

COUNTY	SPONSOR	PROJECT DESCRIPTION			
CSJ NUMBER	STREET				
MPO ID	FROM LIMIT				
SPONSOR ID	TO LIMIT				
FISCAL YEAR	LET DATE				
BRAZORIA	TXDOT HOUSTON DISTRICT	WIDENING TO ADD 10 FOOT SHOULDERS, APPROACHING AND ADJACENT TO CHEMICAL PLANT			
2523-02-061	FM 2004				
14175	CHOCOLATE BAYOU				
	NEW BAYOU				
FY2009	2/1/2009				
Year of Expenditure (YOE) Project Cost Information:					
	Fund Cat	Federal	State	Local	Total
	1	\$1,081,600	\$270,400	---	\$1,352,000
	YOE Cost:	\$1,081,600	\$270,400	---	\$1,352,000
BRAZORIA	TXDOT HOUSTON DISTRICT	RECONSTRUCT AND WIDEN FROM 2 TO 4-LANE DIVIDED RURAL SECTION (RAISED MEDIAN)			
2105-02-003	FM 2234				
933	FORT BEND C/L				
	SH 288				
FY2010	6/1/2010				
Year of Expenditure (YOE) Project Cost Information:					
	Fund Cat	Federal	State	Local	Total
	ARRA	\$15,200,000	---	---	\$15,200,000
	YOE Cost:	\$15,200,000	---	---	\$15,200,000
BRAZORIA	TXDOT HOUSTON DISTRICT	MILL, ONE-COURSE SURFACE TREATMENT, ASPHALT OVERLAY AND PAVEMENT MARKINGS			
1003-01-087	FM 523				
13895	SH 332				
	DOW WASTE WATER CANAL				
FY2009	2/1/2009				
Year of Expenditure (YOE) Project Cost Information:					
	Fund Cat	Federal	State	Local	Total
	1	\$437,831	\$109,457	---	\$547,289
	YOE Cost:	\$437,831	\$109,457	---	\$547,289
BRAZORIA	TXDOT HOUSTON DISTRICT	ASPHALT OVERLAY AND PAVEMENT MARKINGS			
1004-02-014	FM 524				
13896	SH 35				
	FM 1301				
FY2009	4/1/2009				
Year of Expenditure (YOE) Project Cost Information:					
	Fund Cat	Federal	State	Local	Total
	1	\$787,904	\$196,976	---	\$984,880
	YOE Cost:	\$787,904	\$196,976	---	\$984,880
BRAZORIA	TXDOT HOUSTON DISTRICT	WIDEN TO 4-LANES DIVIDED ROADWAY AND SHARED USE PATH			
0976-02-085	FM 865				
804	S OF HARRIS C/L (C.R. 106)				
	FM 518				
FY2009	2/1/2009				
Year of Expenditure (YOE) Project Cost Information:					
	Fund Cat	Federal	State	Local	Total
	11	\$2,922,034	\$730,508	---	\$3,652,542
	LOCAL CONT	---	---	\$12,906,602	\$12,906,602
	YOE Cost:	\$2,922,034	\$730,508	\$12,906,602	\$16,559,144

**HOUSTON-GALVESTON MPO
2011-2014 TRANSPORTATION IMPROVEMENT PROGRAM
PROGRESS FROM 2008-2011 TRANSPORTATION IMPROVEMENT PROGRAM**

BRAZORIA COUNTY PROJECTS

COUNTY	SPONSOR	PROJECT DESCRIPTION			
CSJ NUMBER	STREET	Grouped by County and Sorted by Street, CSJ Number and MPOID			
MPO ID	FROM LIMIT				
SPONSOR ID	TO LIMIT				
FISCAL YEAR	LET DATE				
BRAZORIA	GULF COAST CENTER	CAPITAL EXPENDITURES FOR RURAL/NON-URBANIZED PUBLIC TRANSPORTATION IN GALVESTON/BRAZORIA COUNTIES: FED=\$290,000; ST=\$12,000; LOCAL=\$46,240; TTL=\$348,240 WILL BE PROGRAMMED IN STIP BY TXDOT PTN			
12959	GALVESTON/BRAZORIA				
	VA				
FY2008	10/1/2007				
Year of Expenditure (YOE) Project Cost Information:					
	Fund Cat	Federal	State	Local	Total
	5311	---	---	---	---
	YOE Cost:	---	---	---	---
BRAZORIA	GULF COAST CENTER	ADMINISTRATIVE EXPENDITURES FOR RURAL/NONURBANIZED PUBLIC TRANSPORTATION IN GALVESTON/BRAZORIA COUNTIES: FED=\$109,368; ST=\$64,658; LOCAL=\$31,499; TTL=\$205,525 WILL BE PROGRAMMED IN STIP BY TXDOT PTN			
12962	GALVESTON/BRAZORIA				
	VA				
FY2008	10/1/2007				
Year of Expenditure (YOE) Project Cost Information:					
	Fund Cat	Federal	State	Local	Total
	5311	---	---	---	---
	YOE Cost:	---	---	---	---
BRAZORIA	GULF COAST CENTER	OPERATING EXPENDITURES FOR RURAL/NON-URBANIZED PUBLIC TRANSPORTATION IN GALVESTON/BRAZORIA COUNTIES (FY 2008): FED=\$167,664; ST=\$229,083; LOCAL=\$56,539; TTL=\$453,286 WILL BE PROGRAMMED IN STIP BY TXDOT PTN			
12965	GALVESTON/BRAZORIA				
	VA				
FY2008	10/1/2007				
Year of Expenditure (YOE) Project Cost Information:					
	Fund Cat	Federal	State	Local	Total
	5311	---	---	---	---
	YOE Cost:	---	---	---	---
BRAZORIA	GULF COAST CENTER	CAPITAL EXPENDITURES FOR RURAL/NON-URBANIZED PUBLIC TRANSPORTATION IN GALVESTON/BRAZORIA COUNTIES			
14302	GALVESTON/BRAZORIA				
	VA				
FY2009	9/1/2008				
Year of Expenditure (YOE) Project Cost Information:					
	Fund Cat	Federal	State	Local	Total
	5311	---	---	---	---
	YOE Cost:	---	---	---	---
BRAZORIA	GULF COAST CENTER	ADMINISTRATIVE EXPENDITURES FOR RURAL/NON-URBANIZED PUBLIC TRANSPORTATION IN BRAZORIA & GALVESTON COUNTIES (FY 2009)			
14303	GALVESTON/BRAZORIA				
	VA				
FY2009	9/1/2008				
Year of Expenditure (YOE) Project Cost Information:					
	Fund Cat	Federal	State	Local	Total
	5311	---	---	---	---
	YOE Cost:	---	---	---	---

**HOUSTON-GALVESTON MPO
2011-2014 TRANSPORTATION IMPROVEMENT PROGRAM
PROGRESS FROM 2008-2011 TRANSPORTATION IMPROVEMENT PROGRAM**

COUNTY	SPONSOR	PROJECT DESCRIPTION
CSJ NUMBER	STREET	
MPO ID	FROM LIMIT	
SPONSOR ID	TO LIMIT	
FISCAL YEAR	LET DATE	
BRAZORIA	GULF COAST CENTER GALVESTON/BRAZORIA	OPERATING EXPENDITURES FOR RURAL/NON-URBANIZED PUBLIC TRANSPORTATION IN GALVESTON/BRAZORIA COUNTIES (FY 2009)
14304	VA VA	
FY2009	9/1/2008	
Year of Expenditure (YOE) Project Cost Information:		
	Fund Cat	Federal State Local Total
	5311	--- --- --- ---
	YOE Cost:	--- --- --- ---
BRAZORIA	TXDOT HOUSTON DISTRICT	REPLACE BRIDGE (NBI# 12020M01095001)
0912-31-198	HATFIELD RD	
13945	AT HICKORY SLOUGH	
FY2011	11/1/2010	
Year of Expenditure (YOE) Project Cost Information:		
	Fund Cat	Federal State Local Total
	6	\$325,600 \$81,400 --- \$407,000
	YOE Cost:	\$325,600 \$81,400 --- \$407,000
BRAZORIA	CITY OF PEARLAND	WIDEN FROM 2 TO 4-LANES DIVIDED CURB AND GUTTER
11631	JOHN LIZER RD	
	SH 35	
	PEARLAND PKWY	
FY2008	9/1/2007	
Year of Expenditure (YOE) Project Cost Information:		
	Fund Cat	Federal State Local Total
	LOCAL	--- --- \$2,514,047 \$2,514,047
	YOE Cost:	--- --- \$2,514,047 \$2,514,047
BRAZORIA	TXDOT HOUSTON DISTRICT	REPLACE BRIDGE
0912-31-156	JOHNSON ST	
11298	AT DRAINAGE DITCH IN ALVIN	
FY2009	7/1/2009	
Year of Expenditure (YOE) Project Cost Information:		
	Fund Cat	Federal State Local Total
	6	\$416,000 \$52,000 \$52,000 \$520,000
	YOE Cost:	\$416,000 \$52,000 \$52,000 \$520,000
BRAZORIA	TXDOT HOUSTON DISTRICT	REPLACE BRIDGE AND APPROACHES
0912-31-155	JORDAN RD	
11311	AT DRAINAGE DITCH	
FY2009	7/1/2009	
Year of Expenditure (YOE) Project Cost Information:		
	Fund Cat	Federal State Local Total
	6	\$290,664 \$72,666 --- \$363,331
	LOCAL CONT	--- --- \$136,176 \$136,176
	YOE Cost:	\$290,664 \$72,666 \$136,176 \$499,507

HOUSTON-GALVESTON MPO
2011-2014 TRANSPORTATION IMPROVEMENT PROGRAM
PROGRESS FROM 2008-2011 TRANSPORTATION IMPROVEMENT PROGRAM

COUNTY
CSJ NUMBER
MPO ID
SPONSOR ID
FISCAL YEAR

SPONSOR
STREET
FROM LIMIT
TO LIMIT
LET DATE

BRAZORIA COUNTY PROJECTS

Grouped by County and Sorted by Street, CSJ Number and MPOID

PROJECT DESCRIPTION

BRAZORIA 12935 FY2009	GULF COAST CENTER LAKE JACKSON/ANGLETON VA VA 10/1/2008	OPERATING EXPENDITURES FOR PUBLIC TRANSPORTATION FOR LAKE JACKSON/ANGLETON (FY 2009)
-------------------------------------	---	---

Year of Expenditure (YOE) Project Cost Information:

Fund Cat	Federal	State	Local	Total
5307	\$835,145	\$220,561	\$614,584	\$1,670,290
YOE Cost:	\$835,145	\$220,561	\$614,584	\$1,670,290

BRAZORIA 12966 FY2008	GULF COAST CENTER LAKE JACKSON/ANGLETON VA VA 10/1/2007	PLANNING EXPENDITURES FOR PUBLIC TRANSPORTATION FOR LAKE JACKSON/ANGLETON (FY 2008)
-------------------------------------	---	--

Year of Expenditure (YOE) Project Cost Information:

Fund Cat	Federal	State	Local	Total
5307	\$175,147	\$30,250	\$13,763	\$219,160
YOE Cost:	\$175,147	\$30,250	\$13,763	\$219,160

BRAZORIA 12967 FY2008	GULF COAST CENTER LAKE JACKSON/ANGLETON VA VA 10/1/2007	CAPITAL EXPENDITURES FOR PUBLIC TRANSPORTATION FOR LAKE JACKSON/ANGLETON
-------------------------------------	---	---

Year of Expenditure (YOE) Project Cost Information:

Fund Cat	Federal	State	Local	Total
5307	\$231,049	\$8,800	\$48,962	\$288,811
YOE Cost:	\$231,049	\$8,800	\$48,962	\$288,811

BRAZORIA 14314 FY2009	GULF COAST CENTER LAKE JACKSON/ANGLETON VA VA 9/1/2008	CAPITAL EXPENDITURES FOR PUBLIC TRANSPORTATION FOR LAKE JACKSON/ANGLETON (FY 2009)
-------------------------------------	--	---

Year of Expenditure (YOE) Project Cost Information:

Fund Cat	Federal	State	Local	Total
5307	\$60,000	\$23,140	\$1,860	\$85,000
YOE Cost:	\$60,000	\$23,140	\$1,860	\$85,000

BRAZORIA 14315 FY2009	GULF COAST CENTER LAKE JACKSON/ANGLETON VA VA 9/1/2008	PLANNING EXPENDITURES FOR PUBLIC TRANSPORTATION FOR LAKE JACKSON/ANGLETON (FY 2009)
-------------------------------------	--	--

Year of Expenditure (YOE) Project Cost Information:

Fund Cat	Federal	State	Local	Total
5307	\$150,000	\$31,300	\$8,700	\$190,000
YOE Cost:	\$150,000	\$31,300	\$8,700	\$190,000

**HOUSTON-GALVESTON MPO
2011-2014 TRANSPORTATION IMPROVEMENT PROGRAM
PROGRESS FROM 2008-2011 TRANSPORTATION IMPROVEMENT PROGRAM**

COUNTY	SPONSOR	PROJECT DESCRIPTION			
CSJ NUMBER	STREET				
MPO ID	FROM LIMIT				
SPONSOR ID	TO LIMIT				
FISCAL YEAR	LET DATE				
BRAZORIA	GULF COAST CENTER LAKE JACKSON/ANGLETON	LAKE JACKSON/ANGLETON OPERATION EXPENDITURES (FY 2008)			
14538	VA				
	VA				
FY2008	10/1/2007				
Year of Expenditure (YOE) Project Cost Information:					
	Fund Cat	Federal	State	Local	Total
	5307	\$576,289	\$266,507	\$346,525	\$1,189,321
	YOE Cost:	\$576,289	\$266,507	\$346,525	\$1,189,321
BRAZORIA	CITY OF PEARLAND MAGNOLIA RD	CONSTRUCT 4-LANE DIVIDED			
7629	MAGNOLIA DEAD END				
T70041	CR 89 AT SOUTHFORK RD				
FY2009	7/1/2009				
Year of Expenditure (YOE) Project Cost Information:					
	Fund Cat	Federal	State	Local	Total
	LOCAL	---	---	\$14,620,000	\$14,620,000
	YOE Cost:	---	---	\$14,620,000	\$14,620,000
BRAZORIA	CITY OF PEARLAND MAGNOLIA RD/JOHN LIZER RD	WIDEN FROM 2 TO 4-LANES DIVIDED CURB AND GUTTER			
11630	VETERANS DR				
T70041	PEARLAND PKWY				
FY2009	5/1/2009				
Year of Expenditure (YOE) Project Cost Information:					
	Fund Cat	Federal	State	Local	Total
	LOCAL	---	---	\$12,086,806	\$12,086,806
	YOE Cost:	---	---	\$12,086,806	\$12,086,806
BRAZORIA	TXDOT HOUSTON DISTRICT MASTERS RD	REPLACE BRIDGE (NBI# 12020W00095002)			
0912-31-214	AT CHOCOLATE BAYOU				
13957					
FY2009	7/1/2009				
Year of Expenditure (YOE) Project Cost Information:					
	Fund Cat	Federal	State	Local	Total
	6	\$307,762	\$76,940	---	\$384,703
	YOE Cost:	\$307,762	\$76,940	---	\$384,703
BRAZORIA	CITY OF PEARLAND MCHARD RD	CONSTRUCT NEW 4-LANE DIVIDED ROADWAY W/RAISED MEDIAN			
7873	WEST COUNTRY PLACE				
T20001	FM 865 (CULLEN)				
FY2009	8/1/2009				
Year of Expenditure (YOE) Project Cost Information:					
	Fund Cat	Federal	State	Local	Total
	LOCAL	---	---	\$7,374,050	\$7,374,050
	YOE Cost:	---	---	\$7,374,050	\$7,374,050

HOUSTON-GALVESTON MPO
2011-2014 TRANSPORTATION IMPROVEMENT PROGRAM
PROGRESS FROM 2008-2011 TRANSPORTATION IMPROVEMENT PROGRAM

COUNTY
CSJ NUMBER
MPO ID
SPONSOR ID
FISCAL YEAR

SPONSOR
STREET
FROM LIMIT
TO LIMIT
LET DATE

BRAZORIA COUNTY PROJECTS

Grouped by County and Sorted by Street, CSJ Number and MPOID

PROJECT DESCRIPTION

BRAZORIA TXDOT HOUSTON DISTRICT REPLACE BRIDGE
0912-31-103 OLD ALVIN RD
7158 AT MARY'S CREEK IN PEARLAND

FY2009 11/1/2008

Year of Expenditure (YOE) Project Cost Information:

Fund Cat	Federal	State	Local	Total
6	\$715,520	\$89,440	\$89,440	\$894,400
YOE Cost:	\$715,520	\$89,440	\$89,440	\$894,400

BRAZORIA TXDOT HOUSTON DISTRICT REPLACE BRIDGE AND APPROACHES
0912-31-129 OLD ALVIN RD
10526 AT DRAINAGE DITCH

FY2009 11/1/2008

Year of Expenditure (YOE) Project Cost Information:

Fund Cat	Federal	State	Local	Total
6	\$657,280	\$82,160	\$82,160	\$821,600
YOE Cost:	\$657,280	\$82,160	\$82,160	\$821,600

BRAZORIA TXDOT HOUSTON DISTRICT REPLACE BRIDGE (NBI# 12020AA1097004)
0912-31-187 OLD SH 36
13941 AT BRAZOS RIVER RELIEF CHANNEL

FY2009 5/1/2009

Year of Expenditure (YOE) Project Cost Information:

Fund Cat	Federal	State	Local	Total
6	\$320,153	\$80,038	---	\$400,192
YOE Cost:	\$320,153	\$80,038	---	\$400,192

BRAZORIA TXDOT HOUSTON DISTRICT REPLACE BRIDGE (NBI#12020AA0562001)
0912-31-166 RIVERS RD
13920 AT S. FORK MARYS CREEK

FY2009 7/1/2009

Year of Expenditure (YOE) Project Cost Information:

Fund Cat	Federal	State	Local	Total
6	\$273,428	\$68,357	---	\$341,785
LOCAL CONT	---	---	\$163,069	\$163,069
YOE Cost:	\$273,428	\$68,357	\$163,069	\$504,854

BRAZORIA TXDOT HOUSTON DISTRICT REPLACE BRIDGE AND APPROACHES
0912-31-131 ROBINSON DR
7162 AT HICKORY SLOUGH

FY2009 11/1/2008

Year of Expenditure (YOE) Project Cost Information:

Fund Cat	Federal	State	Local	Total
6	\$341,120	\$42,640	\$42,640	\$426,400
YOE Cost:	\$341,120	\$42,640	\$42,640	\$426,400

**HOUSTON-GALVESTON MPO
2011-2014 TRANSPORTATION IMPROVEMENT PROGRAM
PROGRESS FROM 2008-2011 TRANSPORTATION IMPROVEMENT PROGRAM**

COUNTY	SPONSOR	PROJECT DESCRIPTION
CSJ NUMBER	STREET	
MPO ID	FROM LIMIT	
SPONSOR ID	TO LIMIT	
FISCAL YEAR	LET DATE	

Grouped by County and Sorted by Street, CSJ Number and MPOID

BRAZORIA	TXDOT HOUSTON DISTRICT	CONSTRUCT NB AND SB FRONTAGE ROADS AND BRIDGES OVER HICKORY SLOUGH
0598-02-042	SH 288	
13466	FM 2234	
	FM 518	
FY2008	8/1/2008	

Year of Expenditure (YOE) Project Cost Information:

Fund Cat	Federal	State	Local	Total
11	---	\$5,000,000	---	\$5,000,000
LOCAL CONT	---	---	\$5,000,000	\$5,000,000
YOE Cost:	---	\$5,000,000	\$5,000,000	\$10,000,000

BRAZORIA	TXDOT HOUSTON DISTRICT	CONSTRUCT GRADE SEPARATION AND RAMPS
0598-02-044	SH 288	
10593	AT CR 101	
FY2009	8/1/2009	

Year of Expenditure (YOE) Project Cost Information:

Fund Cat	Federal	State	Local	Total
7	\$5,336,000	\$1,334,000	---	\$6,670,000
LOCAL CONT	---	---	\$4,000,000	\$4,000,000
YOE Cost:	\$5,336,000	\$1,334,000	\$4,000,000	\$10,670,000

BRAZORIA	TXDOT HOUSTON DISTRICT	LANDSCAPE DEVELOPMENT
0598-03-023	SH 288	
14027	S OF CR 44	
	S OF SH 35	
FY2008	11/1/2007	

Year of Expenditure (YOE) Project Cost Information:

Fund Cat	Federal	State	Local	Total
10	\$70,720	\$17,680	---	\$88,400
YOE Cost:	\$70,720	\$17,680	---	\$88,400

BRAZORIA	TXDOT HOUSTON DISTRICT	LANDSCAPE DEVELOPMENT
0598-04-024	SH 288	
14028	S OF SH 35	
	S OF CR 290	
FY2008	11/1/2007	

Year of Expenditure (YOE) Project Cost Information:

Fund Cat	Federal	State	Local	Total
10	\$54,080	\$13,520	---	\$67,600
YOE Cost:	\$54,080	\$13,520	---	\$67,600

BRAZORIA	TXDOT HOUSTON DISTRICT	CONSTRUCT GRADE SEPARATION AND TWO 2-LANE FRONTAGE ROADS
1524-01-041	SH 332	
245	0.373 MI N OF THIS WAY ST	
	0.196 MI S OF THIS WAY ST	
FY2009	3/1/2009	

Year of Expenditure (YOE) Project Cost Information:

Fund Cat	Federal	State	Local	Total
2	\$8,504,849	\$2,126,212	---	\$10,631,061
YOE Cost:	\$8,504,849	\$2,126,212	---	\$10,631,061

HOUSTON-GALVESTON MPO
2011-2014 TRANSPORTATION IMPROVEMENT PROGRAM
PROGRESS FROM 2008-2011 TRANSPORTATION IMPROVEMENT PROGRAM

COUNTY	SPONSOR	PROJECT DESCRIPTION			
CSJ NUMBER	STREET				
MPO ID	FROM LIMIT				
SPONSOR ID	TO LIMIT				
FISCAL YEAR	LET DATE				
BRAZORIA	TXDOT HOUSTON DISTRICT	CONSTRUCT GRADE SEPARATION AND 2 2-LANE FRONTAGE ROADS			
1524-01-066	SH 332				
10155	0.216 MI N OF OAK DR				
	0.712 MI S OF OAK DR				
FY2009	3/1/2009				
Year of Expenditure (YOE) Project Cost Information:					
	Fund Cat	Federal	State	Local	Total
	2	\$10,799,342	\$2,699,836	---	\$13,499,178
	YOE Cost:	\$10,799,342	\$2,699,836	---	\$13,499,178
BRAZORIA	TXDOT HOUSTON DISTRICT	CONSTRUCT GRADE SEPARATION AND TWO 2-LANE FRONTAGE ROADS			
1524-01-067	SH 332				
10156	0.657 MI N OF PLANTATION DR				
	0.726 MI S OF PLANTATION DR				
FY2009	3/1/2009				
Year of Expenditure (YOE) Project Cost Information:					
	Fund Cat	Federal	State	Local	Total
	2	\$15,920,000	\$3,980,000	---	\$19,900,000
	YOE Cost:	\$15,920,000	\$3,980,000	---	\$19,900,000
BRAZORIA	TXDOT HOUSTON DISTRICT	CONSTRUCT GRADE SEPARATION AND TWO 2-LANE FRONTAGE ROADS			
1524-01-068	SH 332				
10157	0.480 MI N OF DIXIE DR				
	0.466 MI S OF DIXIE DR				
FY2009	3/1/2009				
Year of Expenditure (YOE) Project Cost Information:					
	Fund Cat	Federal	State	Local	Total
	2	\$13,440,000	\$3,360,000	---	\$16,800,000
	LOCAL CONT	---	---	\$672,000	\$672,000
	YOE Cost:	\$13,440,000	\$3,360,000	\$672,000	\$17,472,000
BRAZORIA	TXDOT HOUSTON DISTRICT	CONSTRUCT GRADE SEPARATION AND TWO 2-LANE FRONTAGE ROADS			
1524-01-069	SH 332				
10158	0.492 MI N OF MAIN				
	0.397 MI S OF MAIN				
FY2009	3/1/2009				
Year of Expenditure (YOE) Project Cost Information:					
	Fund Cat	Federal	State	Local	Total
	2	\$8,297,297	\$2,074,324	---	\$10,371,621
	YOE Cost:	\$8,297,297	\$2,074,324	---	\$10,371,621
BRAZORIA	TXDOT HOUSTON DISTRICT	WIDEN TO 6-LANE DIVIDED WITH CURB AND GUTTER			
0178-02-055	SH 35				
521	HARRIS C/L				
	FM 518				
FY2010	12/1/2009				
Year of Expenditure (YOE) Project Cost Information:					
	Fund Cat	Federal	State	Local	Total
	PROP-14	---	\$37,677,169	---	\$37,677,169
	YOE Cost:	---	\$37,677,169	---	\$37,677,169

**HOUSTON-GALVESTON MPO
2011-2014 TRANSPORTATION IMPROVEMENT PROGRAM
PROGRESS FROM 2008-2011 TRANSPORTATION IMPROVEMENT PROGRAM**

COUNTY	SPONSOR	PROJECT DESCRIPTION
CSJ NUMBER	STREET	Grouped by County and Sorted by Street, CSJ Number and MPOID
MPO ID	FROM LIMIT	
SPONSOR ID	TO LIMIT	
FISCAL YEAR	LET DATE	
BRAZORIA COUNTY PROJECTS		
BRAZORIA	TXDOT HOUSTON DISTRICT	ONE-COURSE SURFACE TREATMENT, ASPHALT CONCRETE
0178-03-138	SH 35	PAVEMENT OVERLAY, LOOP DETECTORS AND PAVEMENT
14561	S OF SH 35 BYPASS	MARKINGS
	FM 523	
FY2009	4/1/2009	

Year of Expenditure (YOE) Project Cost Information:

Fund Cat	Federal	State	Local	Total
1	---	\$4,500,000	---	\$4,500,000
YOE Cost:	---	\$4,500,000	---	\$4,500,000

BRAZORIA	TXDOT HOUSTON DISTRICT	REPLACE BRIDGE (NBI# 12020M03025001)
0912-31-199	WOODCREEK DR	
13946	AT MARYS CREEK	
FY2010	6/1/2010	

Year of Expenditure (YOE) Project Cost Information:

Fund Cat	Federal	State	Local	Total
6	\$279,485	\$69,871	---	\$349,356
LOCAL CONT	---	---	\$115,166	\$115,166
YOE Cost:	\$279,485	\$69,871	\$115,166	\$464,522

**HOUSTON-GALVESTON MPO
2011-2014 TRANSPORTATION IMPROVEMENT PROGRAM
PROGRESS FROM 2008-2011 TRANSPORTATION IMPROVEMENT PROGRAM**

COUNTY	SPONSOR	PROJECT DESCRIPTION
CSJ NUMBER	STREET	
MPO ID	FROM LIMIT	
SPONSOR ID	TO LIMIT	
FISCAL YEAR	LET DATE	

Grouped by County and Sorted by Street, CSJ Number and MPOID

CHAMBERS	TXDOT BEAUMONT DISTRICT	REPLACE BRIDGE AND APPROACHES
0508-02-093	IH 10 E	
3	AT COTTON BAYOU	
FY2010	6/3/2010	

Year of Expenditure (YOE) Project Cost Information:

Fund Cat	Federal	State	Local	Total
6	\$108,000	\$27,000	---	\$135,000
YOE Cost:	\$108,000	\$27,000	---	\$135,000

CHAMBERS	TXDOT BEAUMONT DISTRICT	CONSTRUCT NEW TOURIST AND VISITOR CENTER, PARKING LOT AND LANDSCAPING
0508-03-075	IH 10 E	
7182	2 MI W OF FM 1724	
FY2009	8/11/2009	

Year of Expenditure (YOE) Project Cost Information:

Fund Cat	Federal	State	Local	Total
ARRA	\$11,300,000	---	---	\$11,300,000
9	---	\$2,825,000	---	\$2,825,000
YOE Cost:	\$11,300,000	\$2,825,000	---	\$14,125,000

CHAMBERS	TXDOT BEAUMONT DISTRICT	SPOT LEVEL UP & OVERLAY
0508-03-090	IH 10 E	
14556	0.278 MI W OF FM 1406	
	SH 73	
FY2009	4/1/2009	

Year of Expenditure (YOE) Project Cost Information:

Fund Cat	Federal	State	Local	Total
ARRA	\$175,113	---	---	\$175,113
YOE Cost:	\$175,113	---	---	\$175,113

CHAMBERS	TXDOT BEAUMONT DISTRICT	CONSTRUCT RAMPS FOR NEW TOURIST AND VISITOR CENTER AND MAKE FRONTAGE ROAD ACCOMMODATIONS
0508-03-092	IH 10 E	
14616	2 MI W OF FM 1724	
FY2010	2/9/2010	

Year of Expenditure (YOE) Project Cost Information:

Fund Cat	Federal	State	Local	Total
ARRA	\$4,200,000	---	---	\$4,200,000
9	---	\$1,050,000	---	\$1,050,000
YOE Cost:	\$4,200,000	\$1,050,000	---	\$5,250,000

CHAMBERS	TXDOT BEAUMONT DISTRICT	SPOT LEVEL UP & OVERLAY
0739-01-044	IH 10 E	
14557	SH 73, EAST	
	FM 1663	
FY2009	4/1/2009	

Year of Expenditure (YOE) Project Cost Information:

Fund Cat	Federal	State	Local	Total
1	\$169,159	\$18,796	---	\$187,955
YOE Cost:	\$169,159	\$18,796	---	\$187,955

**HOUSTON-GALVESTON MPO
2011-2014 TRANSPORTATION IMPROVEMENT PROGRAM
PROGRESS FROM 2008-2011 TRANSPORTATION IMPROVEMENT PROGRAM**

COUNTY	SPONSOR	Grouped by County and Sorted by Street, CSJ Number and MPOID PROJECT DESCRIPTION
CSJ NUMBER	STREET	
MPO ID	FROM LIMIT	
SPONSOR ID	TO LIMIT	
FISCAL YEAR	LET DATE	

CHAMBERS	TXDOT BEAUMONT DISTRICT	OVERLAY EXISTING ROADWAY & SEAL COAT
0242-03-068	SH 61	
14623	LIBERTY C/L	
	FM 2041	
FY2009	4/1/2009	

Year of Expenditure (YOE) Project Cost Information:

	Fund Cat	Federal	State	Local	Total
	1	\$1,600,000	\$400,000	---	\$2,000,000
YOE Cost:		\$1,600,000	\$400,000	---	\$2,000,000

HOUSTON-GALVESTON MPO
2011-2014 TRANSPORTATION IMPROVEMENT PROGRAM
PROGRESS FROM 2008-2011 TRANSPORTATION IMPROVEMENT PROGRAM

COUNTY
CSJ NUMBER
MPO ID
SPONSOR ID
FISCAL YEAR

SPONSOR
STREET
FROM LIMIT
TO LIMIT
LET DATE

FORT BEND COUNTY PROJECTS

Grouped by County and Sorted by Street, CSJ Number and MPOID

PROJECT DESCRIPTION

FORT BEND	CITY OF SUGAR LAND	SUGAR LAND TRAFFIC MANAGEMENT CENTER
0912-34-141	111 GILLINGHAM LN	
1125	IN THE CITY OF SUGAR LAND	

FY2010 11/1/2009

Year of Expenditure (YOE) Project Cost Information:

Fund Cat	Federal	State	Local	Total
5	\$1,736,438	---	\$434,109	\$2,170,547
LOCAL CONT	---	---	\$15,000	\$15,000
YOE Cost:	\$1,736,438	---	\$449,109	\$2,185,547

FORT BEND	CITY OF ROSENBERG	CONSTRUCT NEW 3-LANE & 4-LANE CONCRETE
	BAMORE RD	CURB&GUTTER BOULEVARD WITH STORM SEWER (IN
7813	SP 529	SECTIONS)
712	US 59	
FY2009	1/1/2009	

Year of Expenditure (YOE) Project Cost Information:

Fund Cat	Federal	State	Local	Total
LOCAL	---	---	\$1,243,750	\$1,243,750
YOE Cost:	---	---	\$1,243,750	\$1,243,750

FORT BEND	FORT BEND COUNTY	CONSTRUCT NEW 4-LANE CONCRETE CURB&GUTTER
	BELLFORT W	SECTION INCLUDING BOSS GASTON REALIGNMENT
11657	FM 1464	
731	MARTINEZ ST	
FY2009	6/1/2009	

Year of Expenditure (YOE) Project Cost Information:

Fund Cat	Federal	State	Local	Total
LOCAL	---	---	\$3,045,053	\$3,045,053
YOE Cost:	---	---	\$3,045,053	\$3,045,053

FORT BEND	TXDOT HOUSTON DISTRICT	REPLACE BRIDGE (NBI# 12080AA0697002)
0912-34-133	BERDETT RD	
13970	AT DRY CREEK	

FY2009 4/1/2009

Year of Expenditure (YOE) Project Cost Information:

Fund Cat	Federal	State	Local	Total
6	\$797,788	\$199,447	---	\$997,235
YOE Cost:	\$797,788	\$199,447	---	\$997,235

FORT BEND	CITY OF SUGAR LAND	4-LANE UNDIVIDED COLLECTOR
	COLLECTOR 'A'	
13595	NEW TERRITORY BLVD	
	US 90A	
FY2007	5/1/2008	

Year of Expenditure (YOE) Project Cost Information:

Fund Cat	Federal	State	Local	Total
LOCAL	---	---	\$4,400,000	\$4,400,000
YOE Cost:	---	---	\$4,400,000	\$4,400,000

**HOUSTON-GALVESTON MPO
2011-2014 TRANSPORTATION IMPROVEMENT PROGRAM
PROGRESS FROM 2008-2011 TRANSPORTATION IMPROVEMENT PROGRAM**

FORT BEND COUNTY PROJECTS

COUNTY
CSJ NUMBER
MPO ID
SPONSOR ID
FISCAL YEAR

SPONSOR
STREET
FROM LIMIT
TO LIMIT
LET DATE

Grouped by County and Sorted by Street, CSJ Number and MPOID

PROJECT DESCRIPTION

FORT BEND TXDOT HOUSTON DISTRICT
0912-34-116 COTTONWOOD CHURCH
2371 AT COON CREEK

REPLACE BRIDGE AND APPROACHES

FY2008 9/1/2007

Year of Expenditure (YOE) Project Cost Information:

Fund Cat	Federal	State	Local	Total
6	\$424,320	\$53,040	\$53,040	\$530,400
YOE Cost:	\$424,320	\$53,040	\$53,040	\$530,400

FORT BEND TXDOT HOUSTON DISTRICT
0912-34-137 COTTONWOOD CHURCH
14493 AT COON CREEK

ROW ACQUISITION

FY2008 9/1/2007

Year of Expenditure (YOE) Project Cost Information:

Fund Cat	Federal	State	Local	Total
6	---	\$100,000	---	\$100,000
YOE Cost:	---	\$100,000	---	\$100,000

FORT BEND FORT BEND COUNTY
2372 COTTONWOOD SCHOOL RD
AT COON CREEK

REPLACE BRIDGE, 65 FT

FY2008 9/1/2008

Year of Expenditure (YOE) Project Cost Information:

Fund Cat	Federal	State	Local	Total
LOCAL	---	---	\$260,000	\$260,000
YOE Cost:	---	---	\$260,000	\$260,000

FORT BEND TXDOT HOUSTON DISTRICT
0912-34-127 EMPRESS LN
12857 AT JONES CREEK

REPLACE BRIDGE AND APPROACHES

FY2009 4/1/2009

Year of Expenditure (YOE) Project Cost Information:

Fund Cat	Federal	State	Local	Total
6	\$670,592	\$167,648	---	\$838,240
YOE Cost:	\$670,592	\$167,648	---	\$838,240

FORT BEND CITY OF MISSOURI CITY
1257-01-044 FM 1092
10789 AT CARTWRIGHT RD

RECONFIGURE AND UPGRADE TRAFFIC SIGNAL SYSTEM AT INTERSECTION (RCTSS)

FY2010 10/1/2009

Year of Expenditure (YOE) Project Cost Information:

Fund Cat	Federal	State	Local	Total
ARRA	\$1,151,500	---	---	\$1,151,500
YOE Cost:	\$1,151,500	---	---	\$1,151,500

HOUSTON-GALVESTON MPO
2011-2014 TRANSPORTATION IMPROVEMENT PROGRAM
PROGRESS FROM 2008-2011 TRANSPORTATION IMPROVEMENT PROGRAM

COUNTY
CSJ NUMBER
MPO ID
SPONSOR ID
FISCAL YEAR

SPONSOR
STREET
FROM LIMIT
TO LIMIT
LET DATE

FORT BEND COUNTY PROJECTS

Grouped by County and Sorted by Street, CSJ Number and MPOID

PROJECT DESCRIPTION

FORT BEND	CITY OF MISSOURI CITY	INTERSECTION GRADE REDUCTION
1257-01-045	FM 1092	
10788	AT LEXINGTON BLVD	
TR0803		
FY2010	10/1/2009	

Year of Expenditure (YOE) Project Cost Information:

Fund Cat	Federal	State	Local	Total
LOCAL	---	---	\$395,000	\$395,000
YOE Cost:	---	---	\$395,000	\$395,000

FORT BEND	TXDOT HOUSTON DISTRICT	BASE REPAIR AND OVERLAY
1258-02-031	FM 1093	
14577	FM 359	
	FM 1489	
FY2009	4/1/2009	

Year of Expenditure (YOE) Project Cost Information:

Fund Cat	Federal	State	Local	Total
1	---	\$1,500,000	---	\$1,500,000
YOE Cost:	---	\$1,500,000	---	\$1,500,000

FORT BEND	TXDOT HOUSTON DISTRICT	BASE REPAIR AND OVERLAY
0527-09-011	FM 1236	
13892	LINE ST	
	FM 442	
FY2008	12/1/2007	

Year of Expenditure (YOE) Project Cost Information:

Fund Cat	Federal	State	Local	Total
1	\$790,400	\$197,600	---	\$988,000
YOE Cost:	\$790,400	\$197,600	---	\$988,000

FORT BEND	TXDOT HOUSTON DISTRICT	ADD LEFT TURN LANE
0188-10-013	FM 1463	
14096	AT WILLOW BEND	
FY2008	9/1/2007	

Year of Expenditure (YOE) Project Cost Information:

Fund Cat	Federal	State	Local	Total
11	\$97,344	\$24,336	---	\$121,680
YOE Cost:	\$97,344	\$24,336	---	\$121,680

FORT BEND	TXDOT HOUSTON DISTRICT	CONSTRUCT 4-LANE RURAL DIVIDED ROADWAY ON NEW LOCATION
1415-02-029	FM 1464	
7362	BEECHNUT ST	
	SHILOH LAKE DR	
FY2008	9/1/2007	

Year of Expenditure (YOE) Project Cost Information:

Fund Cat	Federal	State	Local	Total
1	\$6,803,741	\$1,700,935	---	\$8,504,676
7	\$1,200,000	\$300,000	---	\$1,500,000
11	\$3,600,000	\$900,000	---	\$4,500,000
YOE Cost:	\$11,603,741	\$2,900,935	---	\$14,504,676

**HOUSTON-GALVESTON MPO
2011-2014 TRANSPORTATION IMPROVEMENT PROGRAM
PROGRESS FROM 2008-2011 TRANSPORTATION IMPROVEMENT PROGRAM**

FORT BEND COUNTY PROJECTS

COUNTY	SPONSOR	PROJECT DESCRIPTION			
CSJ NUMBER	STREET				
MPO ID	FROM LIMIT	Grouped by County and Sorted by Street, CSJ Number and MPOID			
SPONSOR ID	TO LIMIT				
FISCAL YEAR	LET DATE				
FORT BEND	TXDOT HOUSTON DISTRICT	WIDEN 2-LANES UNDIVIDED TO 4-LANES DIVIDED			
1415-02-030	FM 1464				
7366	FM 1093				
	BEECHNUT				
FY2008	9/1/2007				
Year of Expenditure (YOE) Project Cost Information:					
	Fund Cat	Federal	State	Local	Total
	7	\$7,788,682	\$1,947,170	---	\$9,735,852
	YOE Cost:	\$7,788,682	\$1,947,170	---	\$9,735,852
FORT BEND	TXDOT HOUSTON DISTRICT	WIDEN 2 LANES TO 4-LANES DIVIDED			
1415-02-040	FM 1464				
12	SHILOH LAKES DR				
	SH 99				
FY2010	2/1/2010				
Year of Expenditure (YOE) Project Cost Information:					
	Fund Cat	Federal	State	Local	Total
	ARRA	\$19,469,000	---	---	\$19,469,000
	YOE Cost:	\$19,469,000	---	---	\$19,469,000
FORT BEND	TXDOT HOUSTON DISTRICT	BASE REPAIR, OVERLAY AND REALIGNMENT AND DETENTION PONDS			
1415-02-042	FM 1464				
13898	CLODINE REDDICK RD				
	S OF PECAN DR				
FY2008	9/1/2007				
Year of Expenditure (YOE) Project Cost Information:					
	Fund Cat	Federal	State	Local	Total
	1	\$1,081,600	\$270,400	---	\$1,352,000
	YOE Cost:	\$1,081,600	\$270,400	---	\$1,352,000
FORT BEND	TXDOT HOUSTON DISTRICT	BASE REPAIR AND OVERLAY			
1415-02-043	FM 1464				
13899	AUSTIN HIGH SCHOOL ENTRANCE				
	OLD RICHMOND RD				
FY2008	12/1/2007				
Year of Expenditure (YOE) Project Cost Information:					
	Fund Cat	Federal	State	Local	Total
	11	\$291,200	\$72,800	---	\$364,000
	YOE Cost:	\$291,200	\$72,800	---	\$364,000
FORT BEND	TXDOT HOUSTON DISTRICT	WIDEN FROM 4-LANE TO 6-LANE DIVIDED CURB AND GUTTER			
1683-01-034	FM 1640				
443	FM 2218				
	FM 762				
FY2010	5/1/2010				
Year of Expenditure (YOE) Project Cost Information:					
	Fund Cat	Federal	State	Local	Total
	7	\$3,240,001	\$810,001	---	\$4,050,002
	LOCAL CONT	---	---	\$949,998	\$949,998
	YOE Cost:	\$3,240,001	\$810,001	\$949,998	\$5,000,000

HOUSTON-GALVESTON MPO
2011-2014 TRANSPORTATION IMPROVEMENT PROGRAM
PROGRESS FROM 2008-2011 TRANSPORTATION IMPROVEMENT PROGRAM

COUNTY
CSJ NUMBER
MPO ID
SPONSOR ID
FISCAL YEAR

SPONSOR
STREET
FROM LIMIT
TO LIMIT
LET DATE

FORT BEND COUNTY PROJECTS

Grouped by County and Sorted by Street, CSJ Number and MPOID

PROJECT DESCRIPTION

FORT BEND	TXDOT HOUSTON DISTRICT	BASE REPAIR AND OVERLAY
0527-05-011	FM 1875	
13890	US 90A	
	LP 540	
FY2008	9/1/2007	

Year of Expenditure (YOE) Project Cost Information:

Fund Cat	Federal	State	Local	Total
11	\$667,264	\$166,816	---	\$834,080
YOE Cost:	\$667,264	\$166,816	---	\$834,080

FORT BEND	TXDOT HOUSTON DISTRICT	BASE REPAIR AND OVERLAY
0527-08-009	FM 1952	
13891	AUSTIN C/L	
	FM 1489	
FY2008	9/1/2007	

Year of Expenditure (YOE) Project Cost Information:

Fund Cat	Federal	State	Local	Total
11	\$665,600	\$166,400	---	\$832,000
YOE Cost:	\$665,600	\$166,400	---	\$832,000

FORT BEND	TXDOT HOUSTON DISTRICT	WIDEN 2 LANES TO 4-LANE DIVIDED CURB AND GUTTER SECTION
2093-01-009	FM 2218	
14	FM 1640	
	US 59	
FY2009	5/1/2010	

Year of Expenditure (YOE) Project Cost Information:

Fund Cat	Federal	State	Local	Total
7	\$8,573,040	\$2,143,260	---	\$10,716,300
LOCAL CONT	---	---	\$4,426,100	\$4,426,100
YOE Cost:	\$8,573,040	\$2,143,260	\$4,426,100	\$15,142,400

FORT BEND	TXDOT HOUSTON DISTRICT	BASE REPAIR AND OVERLAY
2093-01-023	FM 2218	
13904	FM 1640	
	0.5 MI N OF SH 36	
FY2008	12/1/2007	

Year of Expenditure (YOE) Project Cost Information:

Fund Cat	Federal	State	Local	Total
11	\$748,800	\$187,200	---	\$936,000
YOE Cost:	\$748,800	\$187,200	---	\$936,000

FORT BEND	TXDOT HOUSTON DISTRICT	RECONSTRUCT AND WIDEN FROM 2 LANES TO 4-LANE DIVIDED RURAL SECTION (RAISED MEDIAN)
2105-01-038	FM 2234	
10587	FM 521	
	BRAZORIA C/L	
FY2010	6/1/2010	

Year of Expenditure (YOE) Project Cost Information:

Fund Cat	Federal	State	Local	Total
ARRA	\$4,100,000	---	---	\$4,100,000
YOE Cost:	\$4,100,000	---	---	\$4,100,000

**HOUSTON-GALVESTON MPO
2011-2014 TRANSPORTATION IMPROVEMENT PROGRAM
PROGRESS FROM 2008-2011 TRANSPORTATION IMPROVEMENT PROGRAM**

COUNTY	SPONSOR	PROJECT DESCRIPTION			
CSJ NUMBER	STREET				
MPO ID	FROM LIMIT				
SPONSOR ID	TO LIMIT				
FISCAL YEAR	LET DATE				
FORT BEND	TXDOT HOUSTON DISTRICT	BASE REPAIR AND OVERLAY			
2105-01-043	FM 2234				
13905	FM 3345				
	FM 521				
FY2008	12/1/2007				
Year of Expenditure (YOE) Project Cost Information:					
	Fund Cat	Federal	State	Local	Total
	11	\$1,331,200	\$332,800	---	\$1,664,000
	YOE Cost:	\$1,331,200	\$332,800	---	\$1,664,000
FORT BEND	TXDOT HOUSTON DISTRICT	BASE REPAIR AND OVERLAY			
3048-01-012	FM 2977				
13907	FM 762				
	FM 361				
FY2008	9/1/2007				
Year of Expenditure (YOE) Project Cost Information:					
	Fund Cat	Federal	State	Local	Total
	11	\$1,331,200	\$332,800	---	\$1,664,000
	YOE Cost:	\$1,331,200	\$332,800	---	\$1,664,000
FORT BEND	TXDOT HOUSTON DISTRICT	BASE REPAIR AND OVERLAY			
3223-01-009	FM 3155				
14570	RICHMOND STATE SCHOOL				
	US 90A				
FY2009	4/1/2009				
Year of Expenditure (YOE) Project Cost Information:					
	Fund Cat	Federal	State	Local	Total
	1	---	\$240,000	---	\$240,000
	YOE Cost:	---	\$240,000	---	\$240,000
FORT BEND	TXDOT HOUSTON DISTRICT	WIDEN FROM 2-LANES TO 4-LANES RURAL			
0543-02-047	FM 359				
494	W OF FARMER RD				
	US 90A				
FY2010	2/1/2010				
Year of Expenditure (YOE) Project Cost Information:					
	Fund Cat	Federal	State	Local	Total
	ARRA	\$15,208,000	---	---	\$15,208,000
	10	\$444,600	\$111,150	---	\$555,750
	YOE Cost:	\$15,652,600	\$111,150	---	\$15,763,750
FORT BEND	TXDOT HOUSTON DISTRICT	LEFT AND RIGHT TURN LANES BY PERMIT			
0543-02-058	FM 359				
14097	AT FOSTER CROSSING				
FY2008	1/1/2008				
Year of Expenditure (YOE) Project Cost Information:					
	Fund Cat	Federal	State	Local	Total
	10	---	---	\$500,000	\$500,000
	YOE Cost:	---	---	\$500,000	\$500,000

HOUSTON-GALVESTON MPO
2011-2014 TRANSPORTATION IMPROVEMENT PROGRAM
PROGRESS FROM 2008-2011 TRANSPORTATION IMPROVEMENT PROGRAM

COUNTY
CSJ NUMBER
MPO ID
SPONSOR ID
FISCAL YEAR

SPONSOR
STREET
FROM LIMIT
TO LIMIT
LET DATE

FORT BEND COUNTY PROJECTS

Grouped by County and Sorted by Street, CSJ Number and MPOID

PROJECT DESCRIPTION

FORT BEND	TXDOT HOUSTON DISTRICT	BASE REPAIR AND OVERLAY
0111-03-054	FM 521	
14571	SH 6	
	BRAZORIA C/L	
FY2009	4/1/2009	

Year of Expenditure (YOE) Project Cost Information:

Fund Cat	Federal	State	Local	Total
1	---	\$1,000,000	---	\$1,000,000
YOE Cost:	---	\$1,000,000	---	\$1,000,000

FORT BEND	TXDOT HOUSTON DISTRICT	REPLACE BRIDGE AND APPROACHES
0543-03-059	FM 762	
10622	AT SMITHERS LAKE	
FY2010	9/1/2009	

Year of Expenditure (YOE) Project Cost Information:

Fund Cat	Federal	State	Local	Total
ARRA	\$1,411,254	---	---	\$1,411,254
YOE Cost:	\$1,411,254	---	---	\$1,411,254

FORT BEND	TXDOT HOUSTON DISTRICT	BASE REPAIR AND OVERLAY
0543-03-064	FM 762	
13893	US 59	
	FM 2759	
FY2008	12/1/2007	

Year of Expenditure (YOE) Project Cost Information:

Fund Cat	Federal	State	Local	Total
11	\$540,800	\$135,200	---	\$676,000
YOE Cost:	\$540,800	\$135,200	---	\$676,000

FORT BEND	METRO FORT BEND COUNTY	PURCHASE 3 VEHICLES TO SERVE 3 ROUTES IN THE URBAN SECTION OF THE COUNTY
11459	VA	
	VA	
FY2008	11/15/2007	

Year of Expenditure (YOE) Project Cost Information:

Fund Cat	Federal	State	Local	Total
5316	\$516,478	---	\$268,543	\$785,021
YOE Cost:	\$516,478	---	\$268,543	\$785,021

FORT BEND	FORT BEND COUNTY FORT BEND COUNTY	PURCHASE 3 BUSES; 5 PASSENGER ATTENDANTS TO SERVE 2 ROUTES AND 1 ON-CALL VAN FOR 2 YEARS SERVICE TARGETING PERSONS WITH COGNITIVE DISABILITIES
11479	VA	
	VA	
FY2008	12/3/2007	

Year of Expenditure (YOE) Project Cost Information:

Fund Cat	Federal	State	Local	Total
5317	\$386,319	---	\$197,699	\$584,018
YOE Cost:	\$386,319	---	\$197,699	\$584,018

**HOUSTON-GALVESTON MPO
2011-2014 TRANSPORTATION IMPROVEMENT PROGRAM
PROGRESS FROM 2008-2011 TRANSPORTATION IMPROVEMENT PROGRAM**

FORT BEND COUNTY PROJECTS

COUNTY	SPONSOR	PROJECT DESCRIPTION			
CSJ NUMBER	STREET				
MPO ID	FROM LIMIT	Grouped by County and Sorted by Street, CSJ Number and MPOID			
SPONSOR ID	TO LIMIT				
FISCAL YEAR	LET DATE				
FORT BEND	FORT BEND COUNTY	PLANNING EXPENDITURES FOR PUBLIC TRANSPORTATION FOR FORT BEND COUNTY METRO TRANSFER (FY 2008)			
12930	VA				
	VA				
FY2008	10/1/2007				
Year of Expenditure (YOE) Project Cost Information:					
	Fund Cat	Federal	State	Local	Total
	5307	\$327,906	---	\$81,976	\$409,882
	YOE Cost:	\$327,906	---	\$81,976	\$409,882
FORT BEND	FORT BEND COUNTY	CAPITAL EXPENDITURES FOR PUBLIC TRANSPORTATION FOR FORT BEND COUNTY METRO TRANSFER (FY 2008)			
14268	FORT BEND COUNTY				
FY2008	9/1/2007				
Year of Expenditure (YOE) Project Cost Information:					
	Fund Cat	Federal	State	Local	Total
	5307	\$1,345,790	---	\$336,447	\$1,682,237
	YOE Cost:	\$1,345,790	---	\$336,447	\$1,682,237
FORT BEND	FORT BEND COUNTY	CAPITAL EXPENDITURES FOR PUBLIC TRANSPORTATION FOR FORT BEND COUNTY METRO TRANSFER (FY 2009)			
14269	FORT BEND COUNTY				
	VA				
	VA				
FY2009	9/1/2008				
Year of Expenditure (YOE) Project Cost Information:					
	Fund Cat	Federal	State	Local	Total
	5307	\$907,560	---	\$226,890	\$1,134,450
	YOE Cost:	\$907,560	---	\$226,890	\$1,134,450
FORT BEND	FORT BEND COUNTY	OPERATING EXPENDITURES FOR PUBLIC TRANSPORTATION FOR FORT BEND COUNTY (FY 2008)			
14272	FORT BEND COUNTY				
	VA				
	VA				
FY2008	9/1/2007				
Year of Expenditure (YOE) Project Cost Information:					
	Fund Cat	Federal	State	Local	Total
	5307	\$770,488	---	\$933,248	\$1,703,736
	YOE Cost:	\$770,488	---	\$933,248	\$1,703,736
FORT BEND	FORT BEND COUNTY	OPERATING EXPENDITURES FOR PUBLIC TRANSPORTATION FOR FORT BEND COUNTY (FY 2009)			
14273	FORT BEND COUNTY				
	VA				
	VA				
FY2009	9/1/2008				
Year of Expenditure (YOE) Project Cost Information:					
	Fund Cat	Federal	State	Local	Total
	5307	\$971,106	---	\$971,106	\$1,942,212
	YOE Cost:	\$971,106	---	\$971,106	\$1,942,212

**HOUSTON-GALVESTON MPO
2011-2014 TRANSPORTATION IMPROVEMENT PROGRAM
PROGRESS FROM 2008-2011 TRANSPORTATION IMPROVEMENT PROGRAM**

FORT BEND COUNTY PROJECTS

COUNTY	SPONSOR	STREET	PROJECT DESCRIPTION
CSJ NUMBER	STREET	FROM LIMIT	
MPO ID	TO LIMIT		
SPONSOR ID	LET DATE		
FISCAL YEAR			
FORT BEND	FORT BEND COUNTY	FORT BEND COUNTY	ADMINISTRATIVE EXPENDITURES FOR RURAL/NON-URBANIZED PUBLIC TRANSPORTATION IN FORT BEND COUNTY: FED=\$109,367; ST=\$25,733; LOCAL=\$31,500; TTL=\$166,600 WILL BE PROGRAMMED IN STIP BY TXDOT PTN
14279	VA		
	VA		
FY2008	9/1/2007		

Year of Expenditure (YOE) Project Cost Information:

Fund Cat	Federal	State	Local	Total
5311	---	---	---	---
YOE Cost:	---	---	---	---

FORT BEND	FORT BEND COUNTY	FORT BEND COUNTY	ADMINISTRATIVE EXPENDITURES FOR RURAL/NON-URBANIZED PUBLIC TRANSPORTATION IN FORT BEND COUNTY
14280	VA		
	VA		
FY2009	9/1/2008		

Year of Expenditure (YOE) Project Cost Information:

Fund Cat	Federal	State	Local	Total
5311	---	---	---	---
YOE Cost:	---	---	---	---

FORT BEND	FORT BEND COUNTY	FORT BEND COUNTY	CAPITAL EXPENDITURES FOR RURAL/NON-URBANIZED PUBLIC TRANSPORTATION IN FORT BEND COUNTY: FED=\$290,000; ST=\$38,430; LOCAL=\$42,930; TDCs 46,240 (IN LIEU OF LOCAL MATCH FOR CAPITAL) TTL=\$371,360 WILL BE PROGRAMMED IN STIP BY TXDOT PTN
14283	VA		
	VA		
FY2008	9/1/2007		

Year of Expenditure (YOE) Project Cost Information:

Fund Cat	Federal	State	Local	Total
5311	---	---	---	---
YOE Cost:	---	---	---	---

FORT BEND	FORT BEND COUNTY	FORT BEND COUNTY	CAPITAL EXPENDITURES FOR RURAL/NON-URBANIZED PUBLIC TRANSPORTATION IN FORT BEND COUNTY
14284	VA		
	VA		
FY2009	9/1/2008		

Year of Expenditure (YOE) Project Cost Information:

Fund Cat	Federal	State	Local	Total
5311	---	---	---	---
YOE Cost:	---	---	---	---

FORT BEND	FORT BEND COUNTY	FORT BEND COUNTY	OPERATING EXPENDITURES FOR RURAL/NON-URBANIZED PUBLIC TRANSPORTATION IN FORT BEND COUNTY: FED=\$167,664; ST=\$20,748; LOCAL=\$53,372; TTL=\$241,784 WILL BE PROGRAMMED IN STIP BY TXDOT PTN
14287	VA		
	VA		
FY2008	9/1/2007		

Year of Expenditure (YOE) Project Cost Information:

Fund Cat	Federal	State	Local	Total
5311	---	---	---	---
YOE Cost:	---	---	---	---

**HOUSTON-GALVESTON MPO
2011-2014 TRANSPORTATION IMPROVEMENT PROGRAM
PROGRESS FROM 2008-2011 TRANSPORTATION IMPROVEMENT PROGRAM**

FORT BEND COUNTY PROJECTS

COUNTY	SPONSOR	PROJECT DESCRIPTION			
CSJ NUMBER	STREET	Grouped by County and Sorted by Street, CSJ Number and MPOID			
MPO ID	FROM LIMIT	PROJECT DESCRIPTION			
SPONSOR ID	TO LIMIT	PROJECT DESCRIPTION			
FISCAL YEAR	LET DATE	PROJECT DESCRIPTION			
FORT BEND	FORT BEND COUNTY	OPERATING EXPENDITURES FOR RURAL/NON-URBANIZED PUBLIC TRANSPORTATION IN FORT BEND COUNTY (FY 2009)			
14288	VA				
	VA				
FY2009	9/1/2008				
Year of Expenditure (YOE) Project Cost Information:					
	Fund Cat	Federal	State	Local	Total
	5311	---	---	---	---
	YOE Cost:	---	---	---	---
FORT BEND	FORT BEND COUNTY	FORT BEND COUNTY CAPITAL PROJECTS FOR ELDERLY & DISABLED (FY 2008): PURCHASE OF SERVICES			
14531	VA				
	VA				
FY2008	8/1/2008				
Year of Expenditure (YOE) Project Cost Information:					
	Fund Cat	Federal	State	Local	Total
	5310	\$209,246	---	---	\$209,246
	YOE Cost:	\$209,246	---	---	\$209,246
FORT BEND	FORT BEND COUNTY	FORT BEND COUNTY SMALL URBAN NEW FREEDOM PROGRAM THREE YEAR CAPITAL GRANT			
14545	VA				
	VA				
FY2008	8/1/2008				
Year of Expenditure (YOE) Project Cost Information:					
	Fund Cat	Federal	State	Local	Total
	5316	\$88,409	---	\$22,102	\$110,511
	YOE Cost:	\$88,409	---	\$22,102	\$110,511
FORT BEND	FORT BEND COUNTY	FORT BEND COUNTY SMALL URBAN NEW FREEDOM PROGRAM THREE YEAR OPERATING GRANT			
14546	VA				
	VA				
FY2008	8/1/2008				
Year of Expenditure (YOE) Project Cost Information:					
	Fund Cat	Federal	State	Local	Total
	5316	\$251,783	---	\$251,783	\$503,566
	YOE Cost:	\$251,783	---	\$251,783	\$503,566
FORT BEND	FORT BEND COUNTY	FORT BEND COUNTY PURCHASE OF SERVICES FOR ELDERLY & DISABLED PROGRAM			
14640	VA				
	VA				
FY2009	8/1/2009				
Year of Expenditure (YOE) Project Cost Information:					
	Fund Cat	Federal	State	Local	Total
	5310	\$241,963	---	---	\$241,963
	YOE Cost:	\$241,963	---	---	\$241,963

HOUSTON-GALVESTON MPO
2011-2014 TRANSPORTATION IMPROVEMENT PROGRAM
PROGRESS FROM 2008-2011 TRANSPORTATION IMPROVEMENT PROGRAM

COUNTY
CSJ NUMBER
MPO ID
SPONSOR ID
FISCAL YEAR

SPONSOR
STREET
FROM LIMIT
TO LIMIT
LET DATE

FORT BEND COUNTY PROJECTS

Grouped by County and Sorted by Street, CSJ Number and MPOID

PROJECT DESCRIPTION

FORT BEND	TXDOT HOUSTON DISTRICT	REPLACE BRIDGE (NBI# 12080AA0720002)
0912-34-134	G. DUTY ROAD	
13971	AT DRAINAGE DITCH	

FY2009 4/1/2009

Year of Expenditure (YOE) Project Cost Information:

Fund Cat	Federal	State	Local	Total
6	\$262,179	\$65,544	---	\$327,724
YOE Cost:	\$262,179	\$65,544	---	\$327,724

FORT BEND	TXDOT HOUSTON DISTRICT	ADD LEFT TURN LANE (HAZARD ELIMINATION PROGRAM)
0912-34-140	GAINES RD	
14100	AT BISSONNET ST	

FY2010 12/1/2009

Year of Expenditure (YOE) Project Cost Information:

Fund Cat	Federal	State	Local	Total
8	\$416,459	\$104,114	---	\$520,574
YOE Cost:	\$416,459	\$104,114	---	\$520,574

FORT BEND	FORT BEND COUNTY	RECONSTRUCT 2-LANE TO 4-LANE CURB AND GUTTER ROADWAY WITH STORM SEWER
14206	GREENBUSCH RD	
732	PIN OAK RD	
FY2009	FALCON LANDING BLVD	
	4/1/2009	

Year of Expenditure (YOE) Project Cost Information:

Fund Cat	Federal	State	Local	Total
LOCAL	---	---	\$12,000,000	\$12,000,000
YOE Cost:	---	---	\$12,000,000	\$12,000,000

FORT BEND	FORT BEND COUNTY	WIDEN FROM 2-LANE TO 4-LANE RURAL ROADWAY
17	HARLEM RD	
727	BEECHNUT	
FY2009	SH 99	
	6/1/2009	

Year of Expenditure (YOE) Project Cost Information:

Fund Cat	Federal	State	Local	Total
LOCAL	---	---	\$8,833,000	\$8,833,000
YOE Cost:	---	---	\$8,833,000	\$8,833,000

FORT BEND	CITY OF SUGAR LAND	4-LANE DIVIDED COLLECTOR
13597	HIGH SCHOOL ST	
	PROPOSED UNIVERSITY BLVD	
FY2008	PROPOSED COLLECTOR 'A'	
	7/1/2007	

Year of Expenditure (YOE) Project Cost Information:

Fund Cat	Federal	State	Local	Total
LOCAL	---	---	\$1	\$1
YOE Cost:	---	---	\$1	\$1

**HOUSTON-GALVESTON MPO
2011-2014 TRANSPORTATION IMPROVEMENT PROGRAM
PROGRESS FROM 2008-2011 TRANSPORTATION IMPROVEMENT PROGRAM**

FORT BEND COUNTY PROJECTS

COUNTY	SPONSOR	PROJECT DESCRIPTION
CSJ NUMBER	STREET	
MPO ID	FROM LIMIT	
SPONSOR ID	TO LIMIT	
FISCAL YEAR	LET DATE	
FORT BEND	TXDOT HOUSTON DISTRICT	RIGHT OF WAY ACQUISITION, UTILITY ADJUSTMENTS AND RELOCATION ASSISTANCE
0271-05-028	IH 10 W	
11365	WALLER/FORT BEND COUNTY LINE	
	FORT BEND / HARRIS COUNTY LINE	
FY2008	8/1/2008	

Year of Expenditure (YOE) Project Cost Information:

Fund Cat	Federal	State	Local	Total
2	---	\$1,102,400	---	\$1,102,400
YOE Cost:	---	\$1,102,400	---	\$1,102,400

FORT BEND	CITY OF SUGAR LAND	CONSTRUCT 4-LANES WITH RAISED MEDIAN
	JULIE RIVERS	
13592	DAIRY ASHFORD & FOUNTAIN LAKES	
	REED RD	
FY2008	4/1/2008	

Year of Expenditure (YOE) Project Cost Information:

Fund Cat	Federal	State	Local	Total
UNKNOWN	---	---	\$1,580,000	\$1,580,000
YOE Cost:	---	---	\$1,580,000	\$1,580,000

FORT BEND	CITY OF STAFFORD	REHABILITATE ROAD
0912-34-164	KIRKWOOD DR S	
14698	MEADOWS PLACE CITY LIMITS	
	US 90A	
FY2010	7/1/2010	

Year of Expenditure (YOE) Project Cost Information:

Fund Cat	Federal	State	Local	Total
7	\$780,000	---	\$195,000	\$975,000
YOE Cost:	\$780,000	---	\$195,000	\$975,000

FORT BEND	TXDOT HOUSTON DISTRICT	REPLACE BRIDGE AND APPROACHES (NBI# 12080008917046)
0089-17-003	LP 541	
13911	AT BROOKS BRANCH	
FY2010	9/1/2009	

Year of Expenditure (YOE) Project Cost Information:

Fund Cat	Federal	State	Local	Total
6	\$247,074	\$61,768	---	\$308,842
LOCAL CONT	---	---	\$3,161	\$3,161
YOE Cost:	\$247,074	\$61,768	\$3,161	\$312,003

FORT BEND	CITY OF SUGAR LAND	CONSTRUCT MINOR COLLECTOR (40' PAVEMENT WIDTH)
	MINOR N/S COLLECTOR	
13593	PROPOSED E/W MINOR COLLECTOR	
	PROPOSED EXTENSION OF JULIE RIVERS RD	
FY2008	4/1/2008	

Year of Expenditure (YOE) Project Cost Information:

Fund Cat	Federal	State	Local	Total
UNKNOWN	---	---	\$792,000	\$792,000
YOE Cost:	---	---	\$792,000	\$792,000

HOUSTON-GALVESTON MPO
2011-2014 TRANSPORTATION IMPROVEMENT PROGRAM
PROGRESS FROM 2008-2011 TRANSPORTATION IMPROVEMENT PROGRAM

COUNTY
CSJ NUMBER
MPO ID
SPONSOR ID
FISCAL YEAR

SPONSOR
STREET
FROM LIMIT
TO LIMIT
LET DATE

FORT BEND COUNTY PROJECTS

Grouped by County and Sorted by Street, CSJ Number and MPOID

PROJECT DESCRIPTION

FORT BEND	TXDOT HOUSTON DISTRICT	REPLACE BRIDGE AND APPROACHES
0912-34-117	MULLINS-REYNOLDS ST	
11313	AT BESSIES CREEK	

FY2010 9/1/2009

Year of Expenditure (YOE) Project Cost Information:

Fund Cat	Federal	State	Local	Total
ARRA	\$536,678	---	---	\$536,678
YOE Cost:	\$536,678	---	---	\$536,678

FORT BEND	CITY OF MISSOURI CITY	CONSTRUCT 4-LANE CONCRETE DIVIDED W/ STORM SEWER,
	OILFIELD RD	ESPLANADES, CURB & GUTTER, STREET LIGHTS &
412	UNIVERSITY BLVD	LANDSCAPING (DEVELOPER DRIVEN)

TMP-P23 SH 6
FY2009 6/30/2009

Year of Expenditure (YOE) Project Cost Information:

Fund Cat	Federal	State	Local	Total
LOCAL	---	---	\$11,475,000	\$11,475,000
YOE Cost:	---	---	\$11,475,000	\$11,475,000

FORT BEND	FORT BEND COUNTY	3' SHOULDER WIDENING WITH OVERLAY
0912-34-163	OLD RICHMOND RD	
14690	FM 1464	
	VOSS RD	

FY2010 5/1/2010

Year of Expenditure (YOE) Project Cost Information:

Fund Cat	Federal	State	Local	Total
ARRA	\$1,049,754	---	---	\$1,049,754
YOE Cost:	\$1,049,754	---	---	\$1,049,754

FORT BEND	TXDOT HOUSTON DISTRICT	REPLACE BRIDGE
0912-34-093	OLETA LN	
7153	AT RED GULLY	

FY2008 9/1/2007

Year of Expenditure (YOE) Project Cost Information:

Fund Cat	Federal	State	Local	Total
6	\$357,760	\$89,440	---	\$447,200
YOE Cost:	\$357,760	\$89,440	---	\$447,200

FORT BEND	CITY OF MISSOURI CITY	ROADWAY RECONSTRUCTION
	PAMELA/PATRICIA LANES	
10786	CAROL LYNN DR	
	DENARD DR	

FY2008 9/1/2007

Year of Expenditure (YOE) Project Cost Information:

Fund Cat	Federal	State	Local	Total
LOCAL	---	---	\$761,000	\$761,000
YOE Cost:	---	---	\$761,000	\$761,000

**HOUSTON-GALVESTON MPO
2011-2014 TRANSPORTATION IMPROVEMENT PROGRAM
PROGRESS FROM 2008-2011 TRANSPORTATION IMPROVEMENT PROGRAM**

COUNTY	SPONSOR	PROJECT DESCRIPTION
CSJ NUMBER	STREET	Grouped by County and Sorted by Street, CSJ Number and MPOID
MPO ID	FROM LIMIT	
SPONSOR ID	TO LIMIT	
FISCAL YEAR	LET DATE	

FORT BEND COUNTY PROJECTS

FORT BEND	TXDOT HOUSTON DISTRICT	REPLACE ASPHALT WITH CONCRETE
0188-01-036	SH 36	
14572	US 90A	
	AVENUE M	
FY2009	4/1/2009	

Year of Expenditure (YOE) Project Cost Information:

Fund Cat	Federal	State	Local	Total
1	\$1,649,600	\$412,400	---	\$2,062,000
YOE Cost:	\$1,649,600	\$412,400	---	\$2,062,000

FORT BEND	FORT BEND COUNTY	CONSTRUCT FAIRGROUNDS PARK AND RIDE: PHASE 2 (250 SPACES) FINAL DESIGN AND CONSTRUCTION COST OVERRUNS
0188-01-035	SH 36 FAIRGROUNDS PARK AND RIDE	
9756	@ US 59	
FTA TX-95-X012		
FY2009	3/1/2009	

Year of Expenditure (YOE) Project Cost Information:

Fund Cat	Federal	State	Local	Total
5	\$1,495,810	---	\$373,953	\$1,869,763
5307	\$767,816	---	---	\$767,816
YOE Cost:	\$2,263,626	---	\$373,953	\$2,637,579

FORT BEND	TXDOT HOUSTON DISTRICT	INSTALL PIPE LINER
0912-34-124	SH 36, US90A & FM 1640	
13240	VA	
	VA	
FY2008	6/1/2008	

Year of Expenditure (YOE) Project Cost Information:

Fund Cat	Federal	State	Local	Total
11	\$832,000	\$208,000	---	\$1,040,000
LOCAL CONT	---	---	\$1,001,773	\$1,001,773
YOE Cost:	\$832,000	\$208,000	\$1,001,773	\$2,041,773

FORT BEND	CITY OF MISSOURI CITY	RECONFIGURE AND UPGRADE TRAFFIC SIGNAL SYSTEM AT INTERSECTION (RCTSS)
0192-01-085	SH 6	
10790	AT GLENN LAKES BLVD	
TR0705		
FY2009	10/1/2009	

Year of Expenditure (YOE) Project Cost Information:

Fund Cat	Federal	State	Local	Total
ARRA	\$465,000	---	---	\$465,000
YOE Cost:	\$465,000	---	---	\$465,000

FORT BEND	CITY OF MISSOURI CITY	RECONFIGURE AND UPGRADE TRAFFIC SIGNAL SYSTEM AT INTERSECTION (RCTSS)
0192-01-086	SH 6	
10791	AT FM 1092	
TR0804		
FY2010	10/1/2009	

Year of Expenditure (YOE) Project Cost Information:

Fund Cat	Federal	State	Local	Total
ARRA	\$1,085,000	---	---	\$1,085,000
YOE Cost:	\$1,085,000	---	---	\$1,085,000

HOUSTON-GALVESTON MPO
2011-2014 TRANSPORTATION IMPROVEMENT PROGRAM
PROGRESS FROM 2008-2011 TRANSPORTATION IMPROVEMENT PROGRAM

COUNTY	SPONSOR	PROJECT DESCRIPTION			
CSJ NUMBER	STREET				
MPO ID	FROM LIMIT				
SPONSOR ID	TO LIMIT				
FISCAL YEAR	LET DATE				
FORT BEND	TXDOT HOUSTON DISTRICT	IMPLEMENT PHASE I ACCESS MANAGEMENT IMPROVEMENTS			
0912-00-341	SH 6				
13602	VOSS RD				
	500 FT S OF TEAL BEND BLVD				
FY2010	8/1/2010				
Year of Expenditure (YOE) Project Cost Information:					
	Fund Cat	Federal	State	Local	Total
	5	\$3,200,000	---	\$800,000	\$4,000,000
	YOE Cost:	\$3,200,000	---	\$800,000	\$4,000,000
FORT BEND	CITY OF SUGAR LAND	PROVIDE WIRELESS COMMUNICATIONS NETWORK ON SH 6			
0912-00-374	SH 6	IN SUGAR LAND AND MISSOURI CITY			
10823	CITY OF SUGAR LAND				
	CITY OF MISSOURI CITY				
FY2010	12/1/2009				
Year of Expenditure (YOE) Project Cost Information:					
	Fund Cat	Federal	State	Local	Total
	5	\$857,569	---	\$214,392	\$1,071,961
	YOE Cost:	\$857,569	---	\$214,392	\$1,071,961
FORT BEND	TXDOT HOUSTON DISTRICT	ADD 5 TURN LANES			
3510-04-029	SH 99				
14516	AT US 90A				
FY2009	11/1/2008				
Year of Expenditure (YOE) Project Cost Information:					
	Fund Cat	Federal	State	Local	Total
	5	\$558,930	\$139,732	---	\$698,662
	YOE Cost:	\$558,930	\$139,732	---	\$698,662
FORT BEND	FORT BEND COUNTY	CONSTRUCT 2-LANE SOUTHBOUND FRONTAGE ROADS			
3510-04-030	SH 99				
13766	FM 1093				
	BELLAIRE BLVD				
FY2009	12/1/2008				
Year of Expenditure (YOE) Project Cost Information:					
	Fund Cat	Federal	State	Local	Total
	LOCAL	---	---	\$2,000,000	\$2,000,000
	YOE Cost:	---	---	\$2,000,000	\$2,000,000
FORT BEND	CITY OF RICHMOND	RESTORATION OF SOUTHERN PACIFIC RR DEPOT			
0912-34-097	SOUTHERN PACIFIC DEPOT				
7063	IN RICHMOND				
FY2008	1/1/2008				
Year of Expenditure (YOE) Project Cost Information:					
	Fund Cat	Federal	State	Local	Total
	9	\$226,052	---	\$56,513	\$282,565
	YOE Cost:	\$226,052	---	\$56,513	\$282,565

**HOUSTON-GALVESTON MPO
2011-2014 TRANSPORTATION IMPROVEMENT PROGRAM
PROGRESS FROM 2008-2011 TRANSPORTATION IMPROVEMENT PROGRAM**

COUNTY	SPONSOR	PROJECT DESCRIPTION			
CSJ NUMBER	STREET				
MPO ID	FROM LIMIT				
SPONSOR ID	TO LIMIT				
FISCAL YEAR	LET DATE				
FORT BEND	CITY OF ROSENBERG	RECONSTRUCT EXISTING 2-LANE RURAL ROADWAY TO 3-LANE CURB & GUTTER WITH STORM SEWER			
13762	SPACEK RD				
716	US 59				
FY2010	BRYAN RD				
	3/1/2010				
Year of Expenditure (YOE) Project Cost Information:					
	Fund Cat	Federal	State	Local	Total
	LOCAL	---	---	\$1,506,250	\$1,506,250
	YOE Cost:	---	---	\$1,506,250	\$1,506,250
FORT BEND	TXDOT HOUSTON DISTRICT	WIDEN TO 4-LANES CURB AND GUTTER			
0912-34-126	STAFFORD RD/STAFFORDSHIRE RD				
10010	FORT BEND C/L				
FY2010	5TH ST				
	3/1/2010				
Year of Expenditure (YOE) Project Cost Information:					
	Fund Cat	Federal	State	Local	Total
	ARRA	\$4,500,000	---	---	\$4,500,000
	LOCAL CONT	---	---	\$10,545,546	\$10,545,546
	YOE Cost:	\$4,500,000	---	\$10,545,546	\$15,045,546
FORT BEND	CITY OF MISSOURI CITY	RECONSTRUCTION OF BRIDGE AND APPROACHES			
10782	TURTLE CREEK DR				
TR0604	AT MUSTANG BAYOU				
FY2008	5/1/2008				
Year of Expenditure (YOE) Project Cost Information:					
	Fund Cat	Federal	State	Local	Total
	LOCAL	---	---	\$350,000	\$350,000
	YOE Cost:	---	---	\$350,000	\$350,000
FORT BEND	CITY OF MISSOURI CITY	REHAB PAVEMENT			
10784	TURTLE CREEK DR				
TR0604	TEXAS PKWY				
FY2009	MISSION VALLEY DR				
	4/1/2009				
Year of Expenditure (YOE) Project Cost Information:					
	Fund Cat	Federal	State	Local	Total
	LOCAL	---	---	\$2,157,000	\$2,157,000
	YOE Cost:	---	---	\$2,157,000	\$2,157,000
FORT BEND	TXDOT HOUSTON DISTRICT	CONSTRUCT GRADE SEPARATION			
0089-09-068	US 59 S				
7043	AT FM 360				
FY2010	5/1/2010				
Year of Expenditure (YOE) Project Cost Information:					
	Fund Cat	Federal	State	Local	Total
	5	\$10,848,621	\$2,712,155	---	\$13,560,776
	YOE Cost:	\$10,848,621	\$2,712,155	---	\$13,560,776

HOUSTON-GALVESTON MPO
2011-2014 TRANSPORTATION IMPROVEMENT PROGRAM
PROGRESS FROM 2008-2011 TRANSPORTATION IMPROVEMENT PROGRAM

COUNTY	SPONSOR	PROJECT DESCRIPTION			
CSJ NUMBER	STREET				
MPO ID	FROM LIMIT				
SPONSOR ID	TO LIMIT				
FISCAL YEAR	LET DATE				
FORT BEND	TXDOT HOUSTON DISTRICT	REPLACE 2 BRIDGES (TURKEY CREEK NBI#12080008909047) &			
0089-09-072	US 59 S	(SNAKE CREEK NBI#12080008909048)			
13910	SB AT SNAKE CREEK & TURKEY CREEK				
FY2010	9/1/2009				
Year of Expenditure (YOE) Project Cost Information:					
	Fund Cat	Federal	State	Local	Total
	6	\$1,644,032	\$411,008	---	\$2,055,040
	LOCAL CONT	---	---	\$237,192	\$237,192
	YOE Cost:	\$1,644,032	\$411,008	\$237,192	\$2,292,232
FORT BEND	TXDOT HOUSTON DISTRICT	LANDSCAPE DEVELOPMENT IN THE CITIES OF KENDLETON			
0912-34-148	US 59 S	AND BEASLEY			
14622	CITY OF KENDELTON				
	CITY OF BEASLEY				
FY2010	9/1/2009				
Year of Expenditure (YOE) Project Cost Information:					
	Fund Cat	Federal	State	Local	Total
	ARRA	\$250,000	---	---	\$250,000
	10	---	\$62,500	---	\$62,500
	YOE Cost:	\$250,000	\$62,500	---	\$312,500
FORT BEND	TXDOT HOUSTON DISTRICT	BASE REPAIR AND OVERLAY			
0027-06-055	US 90A				
14563	WHARTON COUNTY LINE				
	SP 10				
FY2009	4/1/2009				
Year of Expenditure (YOE) Project Cost Information:					
	Fund Cat	Federal	State	Local	Total
	1	---	\$2,500,000	---	\$2,500,000
	YOE Cost:	---	\$2,500,000	---	\$2,500,000
FORT BEND	TXDOT HOUSTON DISTRICT	ADD LEFT TURN LANE AND IMPROVE TURN RADIUS			
0027-07-038	US 90A				
13014	AT FM 762				
FY2009	1/1/2009				
Year of Expenditure (YOE) Project Cost Information:					
	Fund Cat	Federal	State	Local	Total
	1	---	\$416,000	---	\$416,000
	YOE Cost:	---	\$416,000	---	\$416,000
FORT BEND	CITY OF MISSOURI CITY	MISSOURI CITY BIKE/PEDESTRIAN PROJECTS			
6078	VARIOUS				
	VA				
	VA				
FY2008	9/1/2007				
Year of Expenditure (YOE) Project Cost Information:					
	Fund Cat	Federal	State	Local	Total
	LOCAL	---	---	\$7,285,000	\$7,285,000
	YOE Cost:	---	---	\$7,285,000	\$7,285,000

**HOUSTON-GALVESTON MPO
2011-2014 TRANSPORTATION IMPROVEMENT PROGRAM
PROGRESS FROM 2008-2011 TRANSPORTATION IMPROVEMENT PROGRAM**

COUNTY	SPONSOR	PROJECT DESCRIPTION
CSJ NUMBER	STREET	Grouped by County and Sorted by Street, CSJ Number and MPOID
MPO ID	FROM LIMIT	
SPONSOR ID	TO LIMIT	
FISCAL YEAR	LET DATE	
FORT BEND COUNTY PROJECTS		
FORT BEND	CITY OF MISSOURI CITY	INTELLIGENT TRANSPORTATION SYSTEM: UPGRADE ALL
0912-34-150	VARIOUS LOCATIONS IN MISSOURI CITY	TRAFFIC SIGNALS TO PROVIDE REGIONALIZED TRAFFIC
10775	VA	FLOW; CONSTRUCT TRAFFIC MANAGEMENT CENTER
TR9807	VA	
FY2010	3/1/2010	

Year of Expenditure (YOE) Project Cost Information:

Fund Cat	Federal	State	Local	Total
ARRA	\$3,450,000	---	---	\$3,450,000
YOE Cost:	\$3,450,000	---	---	\$3,450,000

COUNTY	SPONSOR	PROJECT DESCRIPTION
FORT BEND	FORT BEND COUNTY	FORT BEND COUNTY WESTPARK P&R AND SIENNA PKWY
	WESTPARK TOLLWAY P&R	AND US 90A P&R PRELIMINARY ENGINEERING (FY 2008)
12960	VA	
E2007-BUSP--95	VA	
FY2009	10/1/2008	

Year of Expenditure (YOE) Project Cost Information:

Fund Cat	Federal	State	Local	Total
5309	\$495,000	---	\$123,750	\$618,750
YOE Cost:	\$495,000	---	\$123,750	\$618,750

**HOUSTON-GALVESTON MPO
2011-2014 TRANSPORTATION IMPROVEMENT PROGRAM
PROGRESS FROM 2008-2011 TRANSPORTATION IMPROVEMENT PROGRAM**

COUNTY	SPONSOR	PROJECT DESCRIPTION			
CSJ NUMBER	STREET				
MPO ID	FROM LIMIT				
SPONSOR ID	TO LIMIT				
FISCAL YEAR	LET DATE				
GALVESTON	CITY OF GALVESTON	RESURFACE ROAD			
0912-73-171	21ST ST				
14680	HARBORSIDE DR				
	BROADWAY ST				
FY2010	3/1/2010				
Year of Expenditure (YOE) Project Cost Information:					
	Fund Cat	Federal	State	Local	Total
	ARRA	\$271,120	---	---	\$271,120
	YOE Cost:	\$271,120	---	---	\$271,120
GALVESTON	CITY OF GALVESTON	RESURFACE ROAD			
0912-73-170	23RD ST				
14679	HARBORSIDE DR				
	BROADWAY				
FY2010	3/1/2010				
Year of Expenditure (YOE) Project Cost Information:					
	Fund Cat	Federal	State	Local	Total
	ARRA	\$271,120	---	---	\$271,120
	YOE Cost:	\$271,120	---	---	\$271,120
GALVESTON	TXDOT HOUSTON DISTRICT	REPLACE BRIDGE AND APPROACHES			
0912-73-113	BIRCH ST				
11337	AT CLEAR LAKE SHORE CANAL				
FY2011	2/1/2011				
Year of Expenditure (YOE) Project Cost Information:					
	Fund Cat	Federal	State	Local	Total
	6	\$381,056	\$95,264	---	\$476,320
	YOE Cost:	\$381,056	\$95,264	---	\$476,320
GALVESTON	CITY OF GALVESTON	LANDSCAPING BEAUTIFICATION			
0912-73-083	BROADWAY				
7065	59TH ST				
	6TH ST				
FY2008	12/1/2007				
Year of Expenditure (YOE) Project Cost Information:					
	Fund Cat	Federal	State	Local	Total
	9	\$900,354	---	\$225,088	\$1,125,442
	YOE Cost:	\$900,354	---	\$225,088	\$1,125,442
GALVESTON	ISLAND TRANSIT	PLANNING EXPENDITURES FOR PUBLIC TRANSPORTATION			
	CITY OF GALVESTON	FOR CITY OF GALVESTON (FY 2008)			
12939	VA				
	VA				
FY2008	10/1/2007				
Year of Expenditure (YOE) Project Cost Information:					
	Fund Cat	Federal	State	Local	Total
	5307	\$302,000	---	\$75,500	\$377,500
	YOE Cost:	\$302,000	---	\$75,500	\$377,500

**HOUSTON-GALVESTON MPO
2011-2014 TRANSPORTATION IMPROVEMENT PROGRAM
PROGRESS FROM 2008-2011 TRANSPORTATION IMPROVEMENT PROGRAM**

COUNTY	SPONSOR	PROJECT DESCRIPTION			
CSJ NUMBER	STREET				
MPO ID	FROM LIMIT				
SPONSOR ID	TO LIMIT				
FISCAL YEAR	LET DATE				
GALVESTON	ISLAND TRANSIT CITY OF GALVESTON	OPERATING EXPENDITURES FOR PUBLIC TRANSPORTATION FOR CITY OF GALVESTON (FY 2008)			
12975	VA				
	VA				
FY2008	10/1/2007				
Year of Expenditure (YOE) Project Cost Information:					
	Fund Cat	Federal	State	Local	Total
	5307	\$541,472	\$355,329	\$607,386	\$1,504,187
	YOE Cost:	\$541,472	\$355,329	\$607,386	\$1,504,187
GALVESTON	ISLAND TRANSIT CITY OF GALVESTON	OPERATING EXPENDITURES FOR PUBLIC TRANSPORTATION FOR CITY OF GALVESTON METRO TRANSFER (FY 2008)			
13026	VA				
	VA				
FY2008	10/1/2007				
Year of Expenditure (YOE) Project Cost Information:					
	Fund Cat	Federal	State	Local	Total
	5307	\$626,914	---	\$156,729	\$783,643
	YOE Cost:	\$626,914	---	\$156,729	\$783,643
GALVESTON	ISLAND TRANSIT CITY OF GALVESTON	CAPITAL EXPENDITURES FOR PUBLIC TRANSPORTATION FOR CITY OF GALVESTON (FY 2008)			
14291	VA				
	VA				
FY2008	9/1/2007				
Year of Expenditure (YOE) Project Cost Information:					
	Fund Cat	Federal	State	Local	Total
	5307	\$1,651,291	---	\$162,823	\$1,814,114
	YOE Cost:	\$1,651,291	---	\$162,823	\$1,814,114
GALVESTON	ISLAND TRANSIT CITY OF GALVESTON	CAPITAL EXPENDITURES FOR PUBLIC TRANSPORTATION FOR CITY OF GALVESTON (FY 2009)			
14292	VA				
	VA				
FY2009	9/1/2008				
Year of Expenditure (YOE) Project Cost Information:					
	Fund Cat	Federal	State	Local	Total
	5307	\$630,489	---	\$157,622	\$788,111
	YOE Cost:	\$630,489	---	\$157,622	\$788,111
GALVESTON	ISLAND TRANSIT CITY OF GALVESTON	OPERATING EXPENDITURES FOR PUBLIC TRANSPORTATION FOR CITY OF GALVESTON (FY 2009)			
14295	VA				
	VA				
FY2009	9/1/2008				
Year of Expenditure (YOE) Project Cost Information:					
	Fund Cat	Federal	State	Local	Total
	5307	\$629,248	\$399,691	\$229,557	\$1,258,496
	YOE Cost:	\$629,248	\$399,691	\$229,557	\$1,258,496

HOUSTON-GALVESTON MPO
2011-2014 TRANSPORTATION IMPROVEMENT PROGRAM
PROGRESS FROM 2008-2011 TRANSPORTATION IMPROVEMENT PROGRAM

COUNTY	SPONSOR	PROJECT DESCRIPTION			
CSJ NUMBER	STREET				
MPO ID	FROM LIMIT				
SPONSOR ID	TO LIMIT				
FISCAL YEAR	LET DATE				
GALVESTON	ISLAND TRANSIT	PLANNING EXPENDITURES FOR PUBLIC TRANSPORTATION			
	CITY OF GALVESTON	FOR CITY OF GALVESTON (FY 2009)			
14299	VA				
	VA				
FY2009	9/1/2008				
Year of Expenditure (YOE) Project Cost Information:					
	Fund Cat	Federal	State	Local	Total
	5307	\$352,000	---	\$88,000	\$440,000
	YOE Cost:	\$352,000	---	\$88,000	\$440,000
GALVESTON	CITY OF GALVESTON	CITY OF GALVESTON SMALL URBAN JOB ACCESS REVERSE			
	CITY OF GALVESTON	COMMUTE (JARC) PROGRAM THREE YEAR OPERATING			
14547	VA	GRANT			
	VA				
FY2008	8/1/2008				
Year of Expenditure (YOE) Project Cost Information:					
	Fund Cat	Federal	State	Local	Total
	5317	\$608,837	---	\$608,837	\$1,217,674
	YOE Cost:	\$608,837	---	\$608,837	\$1,217,674
GALVESTON	ISLAND TRANSIT	ISLAND TRANSIT 2 TYPE-3 VEHICLE FOR ELDERLY AND			
	CITY OF GALVESTON	DISABLED PROGRAM			
14639	VA				
	VA				
FY2009	8/1/2009				
Year of Expenditure (YOE) Project Cost Information:					
	Fund Cat	Federal	State	Local	Total
	5310	\$122,000	---	---	\$122,000
	YOE Cost:	\$122,000	---	---	\$122,000
GALVESTON	ISLAND TRANSIT	CITY OF GALVESTON NEW FREEDOM PROGRAM CURB CUTS			
	CITY OF GALVESTON	TO ENABLE BETTER ACCESS FOR DISABLED CITIZENS			
14657	VA				
	VA				
FY2010	10/1/2009				
Year of Expenditure (YOE) Project Cost Information:					
	Fund Cat	Federal	State	Local	Total
	5317	\$1,253,000	---	---	\$1,253,000
	YOE Cost:	\$1,253,000	---	---	\$1,253,000
GALVESTON	TXDOT HOUSTON DISTRICT	ENLARGE PAVED PARKING AREA AROUND BUILDINGS, BUILD			
0912-73-118	DICKINSON PROPERTY	VEHICLE RAMP FROM WAREHOUSE, REPAIR EXISTING			
13499	AT THE PARKS & WILDLIFE CENTER	PARKING AREA			
FY2009	2/1/2009				
Year of Expenditure (YOE) Project Cost Information:					
	Fund Cat	Federal	State	Local	Total
	1	---	\$100,000	---	\$100,000
	10	---	\$190,744	---	\$190,744
	YOE Cost:	---	\$290,744	---	\$290,744

**HOUSTON-GALVESTON MPO
2011-2014 TRANSPORTATION IMPROVEMENT PROGRAM
PROGRESS FROM 2008-2011 TRANSPORTATION IMPROVEMENT PROGRAM**

COUNTY	SPONSOR	GALVESTON COUNTY PROJECTS Grouped by County and Sorted by Street, CSJ Number and MPOID
CSJ NUMBER	STREET	
MPO ID	FROM LIMIT	
SPONSOR ID	TO LIMIT	
FISCAL YEAR	LET DATE	
		PROJECT DESCRIPTION

GALVESTON	TXDOT HOUSTON DISTRICT	PLACE CONCRETE RIPRAP ON STEEP NON-MAINTAINABLE
0976-05-023	FM 1266	DITCH SLOPES
14165	DEATS RD	
	27TH ST	
FY2008	10/1/2007	

Year of Expenditure (YOE) Project Cost Information:

Fund Cat	Federal	State	Local	Total
1	\$445,120	\$111,280	---	\$556,400
YOE Cost:	\$445,120	\$111,280	---	\$556,400

GALVESTON	TXDOT HOUSTON DISTRICT	CONSTRUCT GRADE SEPARATION
1607-01-029	FM 1764	
6074	AT WILLOW ST EXT	
FY2010	10/1/2009	

Year of Expenditure (YOE) Project Cost Information:

Fund Cat	Federal	State	Local	Total
ARRA	\$16,890,000	---	---	\$16,890,000
YOE Cost:	\$16,890,000	---	---	\$16,890,000

GALVESTON	TXDOT HOUSTON DISTRICT	FY 2006 RAILROAD GRADE CROSSING REPLANKING
1911-01-019	FM 2004	PROGRAM (BNSF DOT# 022 627X)
14092	AT BNSF RAILROAD IN HITCHCOCK	
FY2009	9/1/2008	

Year of Expenditure (YOE) Project Cost Information:

Fund Cat	Federal	State	Local	Total
10	\$47,885	\$11,971	---	\$59,856
YOE Cost:	\$47,885	\$11,971	---	\$59,856

GALVESTON	TXDOT HOUSTON DISTRICT	RAISE ROADWAY, BASE REPAIRS
0051-09-023	FM 3005	
13883	1.64 MI E OF SALT CEDAR DR	
	WEST END OF SEAWALL	
FY2010	9/1/2009	

Year of Expenditure (YOE) Project Cost Information:

Fund Cat	Federal	State	Local	Total
ARRA	\$3,227,313	---	---	\$3,227,313
YOE Cost:	\$3,227,313	---	---	\$3,227,313

GALVESTON	TXDOT HOUSTON DISTRICT	REPLACE BRIDGE AND APPROACHES
0978-02-058	FM 517	
11341	AT FACTORY BAYOU	
FY2008	7/1/2008	

Year of Expenditure (YOE) Project Cost Information:

Fund Cat	Federal	State	Local	Total
6	\$133,952	\$33,488	---	\$167,440
YOE Cost:	\$133,952	\$33,488	---	\$167,440

HOUSTON-GALVESTON MPO
2011-2014 TRANSPORTATION IMPROVEMENT PROGRAM
PROGRESS FROM 2008-2011 TRANSPORTATION IMPROVEMENT PROGRAM

COUNTY
CSJ NUMBER
MPO ID
SPONSOR ID
FISCAL YEAR

SPONSOR
STREET
FROM LIMIT
TO LIMIT
LET DATE

GALVESTON COUNTY PROJECTS

Grouped by County and Sorted by Street, CSJ Number and MPOID

PROJECT DESCRIPTION

GALVESTON	TXDOT HOUSTON DISTRICT	3 DETENTION PONDS
0912-73-115	FM 518, FM 2094, SH 146	
13428	VA	
	VA	
FY2010	9/1/2009	

Year of Expenditure (YOE) Project Cost Information:

Fund Cat	Federal	State	Local	Total
2	\$344,932	\$86,233	---	\$431,165
YOE Cost:	\$344,932	\$86,233	---	\$431,165

GALVESTON	TXDOT HOUSTON DISTRICT	WIDEN FROM 2-LANES TO 4-LANE DIVIDED (PTF)
0978-01-024	FM 646	
515	FM 517	
	FM 1764	
FY2010	3/1/2010	

Year of Expenditure (YOE) Project Cost Information:

Fund Cat	Federal	State	Local	Total
11	\$3,600,000	\$900,000	---	\$4,500,000
LOCAL CONT	---	---	\$20,000,000	\$20,000,000
YOE Cost:	\$3,600,000	\$900,000	\$20,000,000	\$24,500,000

GALVESTON	TXDOT HOUSTON DISTRICT	WIDENING FROM 2 LANES TO 4-LANE DIVIDED (PTF)
3049-01-013	FM 646	
9708	IH 45	
	FM 517	
FY2009	9/1/2008	

Year of Expenditure (YOE) Project Cost Information:

Fund Cat	Federal	State	Local	Total
10	---	---	\$15,859,795	\$15,859,795
YOE Cost:	---	---	\$15,859,795	\$15,859,795

GALVESTON	TXDOT HOUSTON DISTRICT	COUNTYWIDE FULL DEPTH CONCRETE REPAIR
0912-73-131	GALVESTON COUNTY	
14162	VA	
	VA	
FY2010	10/1/2009	

Year of Expenditure (YOE) Project Cost Information:

Fund Cat	Federal	State	Local	Total
ARRA	\$464,420	---	---	\$464,420
YOE Cost:	\$464,420	---	---	\$464,420

GALVESTON	TXDOT HOUSTON DISTRICT	COUNTYWIDE ASPHALT PAVEMENT REPAIR
0912-73-133	GALVESTON COUNTY	
14164	VA	
	VA	
FY2010	2/1/2010	

Year of Expenditure (YOE) Project Cost Information:

Fund Cat	Federal	State	Local	Total
1	\$287,040	\$71,760	---	\$358,800
YOE Cost:	\$287,040	\$71,760	---	\$358,800

**HOUSTON-GALVESTON MPO
2011-2014 TRANSPORTATION IMPROVEMENT PROGRAM
PROGRESS FROM 2008-2011 TRANSPORTATION IMPROVEMENT PROGRAM**

COUNTY	SPONSOR	GALVESTON COUNTY PROJECTS Grouped by County and Sorted by Street, CSJ Number and MPOID
CSJ NUMBER	STREET	
MPO ID	FROM LIMIT	
SPONSOR ID	TO LIMIT	
FISCAL YEAR	LET DATE	
		PROJECT DESCRIPTION

GALVESTON	ISLAND TRANSIT	REGIONAL MAINTENANCE FACILITY IMPROVEMENT PROGRAM
	GALVESTON REGIONAL MAINTENANCE FACILITY	
14603	VA	
	VA	
FY2009	2/8/2010	

Year of Expenditure (YOE) Project Cost Information:

Fund Cat	Federal	State	Local	Total
5307	\$875,182	---	---	\$875,182
YOE Cost:	\$875,182	---	---	\$875,182

GALVESTON	ISLAND TRANSIT	GALVESTON RAIL TROLLEY EXTENSION
0912-73-140	GALVESTON TROLLEY RAIL	
13537	BROADWAY BLVD	
	SEAWALL BLVD	
FY2009	3/1/2009	

Year of Expenditure (YOE) Project Cost Information:

Fund Cat	Federal	State	Local	Total
10	\$742,500	---	---	\$742,500
YOE Cost:	\$742,500	---	---	\$742,500

GALVESTON	TXDOT HOUSTON DISTRICT	BASE REPAIRS, MILLING & 1.5" ASPHALT OVERLAY
0389-11-057	LP 197	
14575	FM 1765	
	FM 519	
FY2009	4/1/2009	

Year of Expenditure (YOE) Project Cost Information:

Fund Cat	Federal	State	Local	Total
1	---	\$951,000	---	\$951,000
YOE Cost:	---	\$951,000	---	\$951,000

GALVESTON	TXDOT HOUSTON DISTRICT	REPLACE BRIDGE
0912-73-114	MCKAY RD	
14006	AT DRAINAGE DITCH	
FY2009	4/1/2009	

Year of Expenditure (YOE) Project Cost Information:

Fund Cat	Federal	State	Local	Total
6	\$191,360	\$23,920	\$23,920	\$239,200
YOE Cost:	\$191,360	\$23,920	\$23,920	\$239,200

GALVESTON	TXDOT HOUSTON DISTRICT	REPLACE BRIDGE AND APPROACHES
0912-73-080	OLEANDER DR	
7171	AT DRAINAGE DITCH	
FY2009	9/1/2008	

Year of Expenditure (YOE) Project Cost Information:

Fund Cat	Federal	State	Local	Total
6	\$263,045	\$32,880	\$32,880	\$328,806
YOE Cost:	\$263,045	\$32,880	\$32,880	\$328,806

HOUSTON-GALVESTON MPO
2011-2014 TRANSPORTATION IMPROVEMENT PROGRAM
PROGRESS FROM 2008-2011 TRANSPORTATION IMPROVEMENT PROGRAM

COUNTY
CSJ NUMBER
MPO ID
SPONSOR ID
FISCAL YEAR

SPONSOR
STREET
FROM LIMIT
TO LIMIT
LET DATE

GALVESTON COUNTY PROJECTS

Grouped by County and Sorted by Street, CSJ Number and MPOID

PROJECT DESCRIPTION

GALVESTON 0912-73-082 7064 FY2008	CITY OF GALVESTON PORT OF GALVESTON RAILROAD 20TH ST 22ND ST 10/1/2007	PEDESTRIAN BARRIER FENCING, LANDSCAPE AND IRRIGATION
--	--	---

Year of Expenditure (YOE) Project Cost Information:

Fund Cat	Federal	State	Local	Total
9	\$179,023	---	\$44,756	\$223,779
YOE Cost:	\$179,023	---	\$44,756	\$223,779

GALVESTON 0912-73-117 14007 FY2011	TXDOT HOUSTON DISTRICT SEAWOLF PKWY AT PELICAN ISLAND CHNL 11/1/2010	REHABILITATE BRIDGE
---	---	---------------------

Year of Expenditure (YOE) Project Cost Information:

Fund Cat	Federal	State	Local	Total
6	\$4,110,080	\$1,027,520	---	\$5,137,600
YOE Cost:	\$4,110,080	\$1,027,520	---	\$5,137,600

GALVESTON 0389-06-098 14754 FY2010	TXDOT HOUSTON DISTRICT SH 146 N OF LP 197 S OF LP 197 8/1/2010	CONSTRUCT SOUTHBOUND GRADE SEPARATION
---	--	---------------------------------------

Year of Expenditure (YOE) Project Cost Information:

Fund Cat	Federal	State	Local	Total
7	\$5,508,929	\$1,377,232	---	\$6,886,161
11	\$938,454	\$234,613	---	\$1,173,067
YOE Cost:	\$6,447,383	\$1,611,845	---	\$8,059,228

GALVESTON 0912-73-136 11022 FY2008	CITY OF GALVESTON SH 275 (PORT INDUSTRIAL BLVD) AT 25TH ST IN GALVESTON 9/1/2007	DOWNTOWN/STRAND INTERMODAL TRANSIT TERMINAL; PROPERTY ACQUISITION & CONSTRUCTION, INCLUDING INTERCEPT PARKING GARAGE FOR LOCAL AND INTERCITY BUS, FIXED ROUTE TROLLEY, CRUISE SHIP AND PASSENGER TRAINS
---	---	---

Year of Expenditure (YOE) Project Cost Information:

Fund Cat	Federal	State	Local	Total
5	\$3,600,000	---	\$900,000	\$4,500,000
10	\$960,000	---	\$240,000	\$1,200,000
YOE Cost:	\$4,560,000	---	\$1,140,000	\$5,700,000

GALVESTON 0051-03-097 14124 FY2010	TXDOT HOUSTON DISTRICT SH 3 AT CLEAR CREEK BRIDGE 9/1/2009	REMOVE AND REPLACE EXISTING RETAINING WALL
---	---	--

Year of Expenditure (YOE) Project Cost Information:

Fund Cat	Federal	State	Local	Total
1	\$1,521,728	\$380,432	---	\$1,902,160
YOE Cost:	\$1,521,728	\$380,432	---	\$1,902,160

**HOUSTON-GALVESTON MPO
2011-2014 TRANSPORTATION IMPROVEMENT PROGRAM
PROGRESS FROM 2008-2011 TRANSPORTATION IMPROVEMENT PROGRAM**

COUNTY	SPONSOR	PROJECT DESCRIPTION
CSJ NUMBER	STREET	Grouped by County and Sorted by Street, CSJ Number and MPOID
MPO ID	FROM LIMIT	
SPONSOR ID	TO LIMIT	
FISCAL YEAR	LET DATE	

GALVESTON	TXDOT HOUSTON DISTRICT	RAISE, REHABILITATE AND OVERLAY (TO 5 YR. STORM ELEVATION)
0367-02-073	SH 87	
10860	SH 124	
	2 MI W OF SH 124	
FY2009	4/1/2009	

Year of Expenditure (YOE) Project Cost Information:

Fund Cat	Federal	State	Local	Total
1	\$9,988,792	\$2,497,198	---	\$12,485,990
LOCAL CONT	---	---	\$7,471,646	\$7,471,646
YOE Cost:	\$9,988,792	\$2,497,198	\$7,471,646	\$19,957,636

GALVESTON	TXDOT HOUSTON DISTRICT	RAISE ROAD AND ASPHALT CONCRETE PAVEMENT OVERLAY
0367-02-076	SH 87	
15200	7.5 MI W OF SH 124	
	2 MI W OF SH 124	
FY2010	8/1/2010	

Year of Expenditure (YOE) Project Cost Information:

Fund Cat	Federal	State	Local	Total
7	\$3,412,056	\$853,014	---	\$4,265,070
YOE Cost:	\$3,412,056	\$853,014	---	\$4,265,070

GALVESTON	TXDOT HOUSTON DISTRICT	REHAB, OVERLAY AND CLEAN DITCHES (TO 5 YR. STORM ELEVATION)
0367-03-035	SH 87	
10855	CRYSTAL BEACH	
	GILCHRIST	
FY2009	4/1/2009	

Year of Expenditure (YOE) Project Cost Information:

Fund Cat	Federal	State	Local	Total
1	\$1,697,333	\$424,333	---	\$2,121,666
LOCAL CONT	---	---	\$1,298,255	\$1,298,255
YOE Cost:	\$1,697,333	\$424,333	\$1,298,255	\$3,419,921

GALVESTON	TXDOT HOUSTON DISTRICT	RAISE, REHABILITATE AND OVERLAY
0367-04-073	SH 87	
10857	BOLIVAR FERRY LANDING	
	CRYSTAL BEACH	
FY2009	4/1/2009	

Year of Expenditure (YOE) Project Cost Information:

Fund Cat	Federal	State	Local	Total
1	\$1,697,333	\$424,333	---	\$2,121,666
YOE Cost:	\$1,697,333	\$424,333	---	\$2,121,666

GALVESTON	TXDOT HOUSTON DISTRICT	CORRIDOR STUDY, PE AND ENV ANALYSIS
0912-00-242	SH 99	
10926	SH 35	
	IH 45 S	
FY2008	6/1/2008	

Year of Expenditure (YOE) Project Cost Information:

Fund Cat	Federal	State	Local	Total
11	---	\$5,410,152	\$2,938,848	\$8,349,000
YOE Cost:	---	\$5,410,152	\$2,938,848	\$8,349,000

HOUSTON-GALVESTON MPO
2011-2014 TRANSPORTATION IMPROVEMENT PROGRAM
PROGRESS FROM 2008-2011 TRANSPORTATION IMPROVEMENT PROGRAM

COUNTY	SPONSOR	PROJECT DESCRIPTION			
CSJ NUMBER	STREET				
MPO ID	FROM LIMIT				
SPONSOR ID	TO LIMIT				
FISCAL YEAR	LET DATE				
GALVESTON	GULF COAST CENTER TEXAS CITY	TEXAS CITY PEDESTRIAN TRANSIT ACCESS IMPROVEMENTS			
14634	VA				
	VA				
FY2009	7/1/2009				
Year of Expenditure (YOE) Project Cost Information:					
	Fund Cat	Federal	State	Local	Total
	5307	\$228,144	---	---	\$228,144
	YOE Cost:	\$228,144	---	---	\$228,144
GALVESTON	GULF COAST CENTER TEXAS CITY/LA MARQUE	TEXAS CITY/LA MARQUE & LEAGUE CITY OPERATING EXPENDITURES			
11609	VA				
	VA				
FY2008	10/1/2007				
Year of Expenditure (YOE) Project Cost Information:					
	Fund Cat	Federal	State	Local	Total
	5307	\$731,708	\$263,609	\$742,397	\$1,737,714
	YOE Cost:	\$731,708	\$263,609	\$742,397	\$1,737,714
GALVESTON	GULF COAST CENTER TEXAS CITY/LA MARQUE	CAPTIAL EXPENDITURES FOR CAPITAL COST OF CONTRACTING IN TEXAS CITY/LA MARQUE (FY 2008)			
12937	VA				
	VA				
FY2008	10/1/2007				
Year of Expenditure (YOE) Project Cost Information:					
	Fund Cat	Federal	State	Local	Total
	5307	\$251,840	\$9,000	\$53,960	\$314,800
	YOE Cost:	\$251,840	\$9,000	\$53,960	\$314,800
GALVESTON	GULF COAST CENTER TEXAS CITY/LA MARQUE	PLANNING EXPENDITURES FOR PUBLIC TRANSPORTATION IN TEXAS CITY/LA MARQUE (FY 2008)			
12970	VA				
	VA				
FY2008	10/1/2007				
Year of Expenditure (YOE) Project Cost Information:					
	Fund Cat	Federal	State	Local	Total
	5307	\$281,120	\$37,625	\$32,655	\$351,400
	YOE Cost:	\$281,120	\$37,625	\$32,655	\$351,400
GALVESTON	GULF COAST CENTER TEXAS CITY/LA MARQUE	OPERATING EXPENDITURES FOR PUBLIC TRANSPORTATION IN TEXAS CITY/LA MARQUE (FY 2009)			
12971	VA				
	VA				
FY2009	10/1/2008				
Year of Expenditure (YOE) Project Cost Information:					
	Fund Cat	Federal	State	Local	Total
	5307	\$1,036,979	\$252,471	\$784,508	\$2,073,958
	YOE Cost:	\$1,036,979	\$252,471	\$784,508	\$2,073,958

**HOUSTON-GALVESTON MPO
2011-2014 TRANSPORTATION IMPROVEMENT PROGRAM
PROGRESS FROM 2008-2011 TRANSPORTATION IMPROVEMENT PROGRAM**

COUNTY	SPONSOR	PROJECT DESCRIPTION			
CSJ NUMBER	STREET				
MPO ID	FROM LIMIT				
SPONSOR ID	TO LIMIT				
FISCAL YEAR	LET DATE				
GALVESTON	GULF COAST CENTER	CAPITAL EXPENDITURES FOR CAPITAL COST OF CONTRACTING IN TEXAS CITY/LA MARQUE (FY 2009)			
14460	VA				
	VA				
FY2009	9/1/2008				
Year of Expenditure (YOE) Project Cost Information:					
	Fund Cat	Federal	State	Local	Total
	5307	\$75,000	\$6,140	\$12,610	\$93,750
	YOE Cost:	\$75,000	\$6,140	\$12,610	\$93,750
GALVESTON	GULF COAST CENTER	PLANNING EXPENDITURES FOR PUBLIC TRANSPORTATION IN TEXAS CITY/LA MARQUE (FY 2009)			
14461	VA				
	VA				
FY2009	9/1/2008				
Year of Expenditure (YOE) Project Cost Information:					
	Fund Cat	Federal	State	Local	Total
	5307	\$100,000	\$20,600	\$4,400	\$125,000
	YOE Cost:	\$100,000	\$20,600	\$4,400	\$125,000
GALVESTON	GULF COAST CENTER	CONSTRUCT PARK&RIDE (525 SPACES)			
2918	UTMB VICTORY LAKES - LEAGUE CITY PARK & RIDE				
	SH 96 AT IH 45				
FY2009	7/1/2009				
Year of Expenditure (YOE) Project Cost Information:					
	Fund Cat	Federal	State	Local	Total
	5307	\$2,396,532	---	---	\$2,396,532
	YOE Cost:	\$2,396,532	---	---	\$2,396,532
GALVESTON	GULF COAST CENTER	PARK & RIDE SERVICES TO HOUSTON: OPERATING COSTS FOR YR 1			
0912-00-347	VA				
4090	VARIOUS				
FY2007	9/1/2007				
Year of Expenditure (YOE) Project Cost Information:					
	Fund Cat	Federal	State	Local	Total
	5	\$320,000	---	\$80,000	\$400,000
	YOE Cost:	\$320,000	---	\$80,000	\$400,000
GALVESTON	TXDOT HOUSTON DISTRICT	COUNTY WIDE FULL DEPTH CONCRETE REPAIR AND SPALL REPAIR			
0912-73-127	VARIOUS				
14161	VA				
	VA				
FY2008	10/1/2007				
Year of Expenditure (YOE) Project Cost Information:					
	Fund Cat	Federal	State	Local	Total
	1	\$569,920	\$142,480	---	\$712,400
	YOE Cost:	\$569,920	\$142,480	---	\$712,400

**HOUSTON-GALVESTON MPO
2011-2014 TRANSPORTATION IMPROVEMENT PROGRAM
PROGRESS FROM 2008-2011 TRANSPORTATION IMPROVEMENT PROGRAM**

COUNTY
CSJ NUMBER
MPO ID
SPONSOR ID
FISCAL YEAR

SPONSOR
STREET
FROM LIMIT
TO LIMIT
LET DATE

HARRIS COUNTY PROJECTS

Grouped by County and Sorted by Street, CSJ Number and MPOID

PROJECT DESCRIPTION

HARRIS	CITY OF HOUSTON	ENGR & ROW ACQ OF EXISTING DIVIDED RDWY W/ CONCRETE PAVING, CURBS, SIDEWALKS, STREET LIGHTING & UNDERGROUND UTILITIES
10055	11TH ST	
N-000745	HEIGHTS BLVD	
FY2010	STUDEWOOD ST	
	1/1/2010	

Year of Expenditure (YOE) Project Cost Information:

Fund Cat	Federal	State	Local	Total
LOCAL	---	---	\$475,000	\$475,000
YOE Cost:	---	---	\$475,000	\$475,000

HARRIS	CITY OF HOUSTON	MILL AND OVERLAY
0912-70-028	ALDINE WESTFIELD RD	
14676	BW 8	
	LITTLE YORK RD	
FY2010	5/1/2010	

Year of Expenditure (YOE) Project Cost Information:

Fund Cat	Federal	State	Local	Total
ARRA	\$940,000	---	---	\$940,000
LOCAL CONT	---	---	\$25,810	\$25,810
YOE Cost:	\$940,000	---	\$25,810	\$965,810

HARRIS	CITY OF HOUSTON	LANDSCAPE & SCENIC BEAUTIFICATION OF HISTORIC TRANSPORTATION HUB
0912-71-705	ALLEN'S LANDING	
7110	AT N. MAIN & COMMERCE STREETS	
FY2009	8/1/2009	

Year of Expenditure (YOE) Project Cost Information:

Fund Cat	Federal	State	Local	Total
ARRA	\$1,000,052	---	---	\$1,000,052
9	\$222,228	---	---	\$222,228
LOCAL CONT	---	---	\$404,446	\$404,446
YOE Cost:	\$1,222,280	---	\$404,446	\$1,626,726

HARRIS	CITY OF HOUSTON	16 POINT REPAIRS, 5 PAN REPLACE
0912-70-023	ANTOINE DR	
14669	US 290	
	IH 10 W	
FY2010	5/1/2010	

Year of Expenditure (YOE) Project Cost Information:

Fund Cat	Federal	State	Local	Total
ARRA	\$208,868	---	---	\$208,868
YOE Cost:	\$208,868	---	---	\$208,868

**HOUSTON-GALVESTON MPO
2011-2014 TRANSPORTATION IMPROVEMENT PROGRAM
PROGRESS FROM 2008-2011 TRANSPORTATION IMPROVEMENT PROGRAM**

COUNTY	SPONSOR	PROJECT DESCRIPTION
CSJ NUMBER	STREET	
MPO ID	FROM LIMIT	
SPONSOR ID	TO LIMIT	
FISCAL YEAR	LET DATE	

Grouped by County and Sorted by Street, CSJ Number and MPOID

HARRIS	TXDOT HOUSTON DISTRICT	RAILROAD CROSSING PLANKING
0912-72-135	AT TRANSTAR	
14091		
FY2009	2/1/2009	

Year of Expenditure (YOE) Project Cost Information:

Fund Cat	Federal	State	Local	Total
11	\$25,600	\$6,400	---	\$32,000
YOE Cost:	\$25,600	\$6,400	---	\$32,000

HARRIS	CITY OF HOUSTON	ENGINEERING, DESIGN & RECONSTRUCT OF EXISTING 4-LANE, DIVIDED CONCRETE ROADWAY W/ CURBS, SIDEWALKS, STREET LIGHTING & UNDERGROUND UTILITIES.
10047	BEECHNUT ST	
N-000765	WILCREST DR	
FY2010	COOK RD	
	1/1/2010	

Year of Expenditure (YOE) Project Cost Information:

Fund Cat	Federal	State	Local	Total
LOCAL	---	---	\$7,900,000	\$7,900,000
YOE Cost:	---	---	\$7,900,000	\$7,900,000

HARRIS	CITY OF HOUSTON	2 PANEL REPLACEMENT, 8 POINT REPAIR, INTERSECTION RECONSTRUCTION
0912-70-030	BEECHNUT ST	
14678	BW 8	
FY2010	US 59 S	
	5/1/2010	

Year of Expenditure (YOE) Project Cost Information:

Fund Cat	Federal	State	Local	Total
ARRA	\$150,000	---	---	\$150,000
LOCAL CONT	---	---	\$84,782	\$84,782
YOE Cost:	\$150,000	---	\$84,782	\$234,782

HARRIS	CITY OF BELLAIRE	BELLAIRE TRAFFIC SIGNAL SYSTEM ENHANCE ALL THE 20 TRAFFIC SIGNAL SYSTEMS AND SYNCHRONIZATION
0912-72-111	BELLAIRE BLVD	
10799	IN CITY OF BELLAIRE	
FY2009	10/1/2008	

Year of Expenditure (YOE) Project Cost Information:

Fund Cat	Federal	State	Local	Total
5	\$1,745,134	---	\$436,284	\$2,181,418
YOE Cost:	\$1,745,134	---	\$436,284	\$2,181,418

HARRIS	METRO	SIGNATURE BUS EXPRESS SERVICE ROUTES: BELLAIRE/WESTHEIMER/GESSNER/TIDWELL INCLUDING SHELTERS AND SIGNAGE
0912-72-076	BELLAIRE/WESTHEIMER/GESSNER/TIDWELL	
14525	VA	
FY2010	VA	
	9/1/2009	

Year of Expenditure (YOE) Project Cost Information:

Fund Cat	Federal	State	Local	Total
7	\$2,400,000	---	\$600,000	\$3,000,000
YOE Cost:	\$2,400,000	---	\$600,000	\$3,000,000

HOUSTON-GALVESTON MPO
2011-2014 TRANSPORTATION IMPROVEMENT PROGRAM
PROGRESS FROM 2008-2011 TRANSPORTATION IMPROVEMENT PROGRAM

COUNTY
CSJ NUMBER
MPO ID
SPONSOR ID
FISCAL YEAR

SPONSOR
STREET
FROM LIMIT
TO LIMIT
LET DATE

HARRIS COUNTY PROJECTS

Grouped by County and Sorted by Street, CSJ Number and MPOID

PROJECT DESCRIPTION

HARRIS	CITY OF HOUSTON	CONSTRUCT TWO 24' CONCRETE ROADWAYS WITH CURBS,
	BELLFORT W	SIDEWALKS, STREET LIGHTING AND UNDERGROUND
9080	STELLA LINK	UTILITIES ON NEW LOCATION
N-000571	S MAIN ST	
FY2008	1/7/2008	

Year of Expenditure (YOE) Project Cost Information:

Fund Cat	Federal	State	Local	Total
LOCAL	---	---	\$2,069,917	\$2,069,917
YOE Cost:	---	---	\$2,069,917	\$2,069,917

HARRIS	GREATER SOUTHEAST MANAGEMENT DISTRICT	1-STORY 300-VEHICLE PARKING FACILITY
0912-72-149	BINZ ST	
13529	AT CHILDREN'S MUSEUM	
SAFETEA # 503		
FY2008	9/1/2007	

Year of Expenditure (YOE) Project Cost Information:

Fund Cat	Federal	State	Local	Total
10	\$1,200,000	---	\$300,000	\$1,500,000
LOCAL CONT	---	---	\$60,000	\$60,000
YOE Cost:	\$1,200,000	---	\$360,000	\$1,560,000

HARRIS	CITY OF HOUSTON	DESIGN & ENGR FOR RECONSTRUCT OF SOUTH BRAESWOOD
	BRAESWOOD BLVD S	
10048	KIRBY DR	
N-000761	STELLA LINK	
FY2010	9/1/2009	

Year of Expenditure (YOE) Project Cost Information:

Fund Cat	Federal	State	Local	Total
LOCAL	---	---	\$7,000,000	\$7,000,000
YOE Cost:	---	---	\$7,000,000	\$7,000,000

HARRIS	CITY OF HOUSTON	WIDEN TO 4-LANE DIVIDED
0912-71-634	BRITTMOORE RD	
58	N OF HAMMERLY BLVD	
N-000596	N EDGE OF OLD KATY RD	
FY2010	11/1/2009	

Year of Expenditure (YOE) Project Cost Information:

Fund Cat	Federal	State	Local	Total
7	\$12,560,000	---	\$3,140,000	\$15,700,000
LOCAL CONT	---	---	\$100,000	\$100,000
YOE Cost:	\$12,560,000	---	\$3,240,000	\$15,800,000

**HOUSTON-GALVESTON MPO
2011-2014 TRANSPORTATION IMPROVEMENT PROGRAM
PROGRESS FROM 2008-2011 TRANSPORTATION IMPROVEMENT PROGRAM**

COUNTY	SPONSOR	PROJECT DESCRIPTION			
CSJ NUMBER	STREET				
MPO ID	FROM LIMIT				
SPONSOR ID	TO LIMIT				
FISCAL YEAR	LET DATE				
HARRIS	CITY OF HOUSTON	MILL AND OVERLAY			
0912-70-032	BROADWAY ST				
14682	POWER ST				
	IH 610 S				
FY2010	5/1/2010				
Year of Expenditure (YOE) Project Cost Information:					
	Fund Cat	Federal	State	Local	Total
	ARRA	\$287,900	---	---	\$287,900
	LOCAL CONT	---	---	\$307,663	\$307,663
	YOE Cost:	\$287,900	---	\$307,663	\$595,563
HARRIS	CITY OF TOMBALL	2-LANES ON NEW LOCATION			
0912-71-427	BROWN-HUFFSMITH RD				
1519	SH 249				
	QUINN RD				
FY2008	12/1/2007				
Year of Expenditure (YOE) Project Cost Information:					
	Fund Cat	Federal	State	Local	Total
	11	\$1,823,200	---	\$455,800	\$2,279,000
	YOE Cost:	\$1,823,200	---	\$455,800	\$2,279,000
HARRIS	TXDOT HOUSTON DISTRICT	REPLACE BRIDGE AND APPROACHES			
0389-15-014	BS 146D				
11245	AT LITTLE CEDAR BAYOU				
FY2008	7/1/2008				
Year of Expenditure (YOE) Project Cost Information:					
	Fund Cat	Federal	State	Local	Total
	6	\$1,597,590	\$399,398	---	\$1,996,988
	YOE Cost:	\$1,597,590	\$399,398	---	\$1,996,988
HARRIS	TXDOT HOUSTON DISTRICT	REPLACE BRIDGE (NBI# 12102038912035)			
0389-03-035	BS 146E				
13913	WB AT GOOSE CREEK				
FY2010	4/1/2010				
Year of Expenditure (YOE) Project Cost Information:					
	Fund Cat	Federal	State	Local	Total
	6	\$1,580,800	\$395,200	---	\$1,976,000
	YOE Cost:	\$1,580,800	\$395,200	---	\$1,976,000
HARRIS	CITY OF HOUSTON	CONSTRUCT 4-LANE DIVIDED W/ CURBS, SIDEWALKS, LIGHTING, UNDERGROUND UTILITIES			
5019	BUFFALO SPWY				
N-000622	W BELLFORT				
FY2009	WILLOWBEND				
	6/17/2009				
Year of Expenditure (YOE) Project Cost Information:					
	Fund Cat	Federal	State	Local	Total
	LOCAL	---	---	\$7,908,000	\$7,908,000
	YOE Cost:	---	---	\$7,908,000	\$7,908,000

HOUSTON-GALVESTON MPO
2011-2014 TRANSPORTATION IMPROVEMENT PROGRAM
PROGRESS FROM 2008-2011 TRANSPORTATION IMPROVEMENT PROGRAM

COUNTY
CSJ NUMBER
MPO ID
SPONSOR ID
FISCAL YEAR

SPONSOR
STREET
FROM LIMIT
TO LIMIT
LET DATE

HARRIS COUNTY PROJECTS

Grouped by County and Sorted by Street, CSJ Number and MPOID

PROJECT DESCRIPTION

HARRIS	HARRIS COUNTY	RECONSTRUCT 4-LANE CONCRETE UNDIVIDED SECTION, CURB & GUTTER W/ STORM SEWER
10586	BURKE RD	
B20508	RED BLUFF RD	
FY2010	SOUTHMORE ST	
	12/1/2009	

Year of Expenditure (YOE) Project Cost Information:

Fund Cat	Federal	State	Local	Total
LOCAL	---	---	\$4,300,000	\$4,300,000
YOE Cost:	---	---	\$4,300,000	\$4,300,000

HARRIS	TXDOT HOUSTON DISTRICT	RESHAPE AND STABILIZE EROSION
3256-01-094	BW 8	
14627	AT WHITE OAK BAYOU	
FY2010	9/1/2009	

Year of Expenditure (YOE) Project Cost Information:

Fund Cat	Federal	State	Local	Total
ARRA	\$126,732	---	---	\$126,732
YOE Cost:	\$126,732	---	---	\$126,732

HARRIS	TXDOT HOUSTON DISTRICT	TSM IMPROVEMENTS (CONTINUOUS RIGHT TURN LANES)
3256-02-061	BW 8	
7186	W OF GREENSPOINT DR	
FY2009	WEST HARDY RD	
	3/1/2009	

Year of Expenditure (YOE) Project Cost Information:

Fund Cat	Federal	State	Local	Total
5	\$4,422,755	\$1,105,689	---	\$5,528,444
7	\$5,642,435	\$1,410,609	---	\$7,053,044
YOE Cost:	\$10,065,190	\$2,516,298	---	\$12,581,488

HARRIS	TXDOT HOUSTON DISTRICT	CONSTRUCT 4 DIRECT CONNECTORS (WB-SB, NB-EB, WB-NB, SB-EB)
3256-02-074	BW 8	
7751	AT US 59 N	
FY2009	8/1/2009	

Year of Expenditure (YOE) Project Cost Information:

Fund Cat	Federal	State	Local	Total
ARRA	\$50,000,000	---	---	\$50,000,000
YOE Cost:	\$50,000,000	---	---	\$50,000,000

HARRIS	TXDOT HOUSTON DISTRICT	TSM IMPROVEMENTS
3256-02-076	BW 8	
13609	0.599 MI W OF IMPERIAL VALLEY	
FY2009	0.299 MI E OF IMPERIAL VALLEY	
	3/1/2009	

Year of Expenditure (YOE) Project Cost Information:

Fund Cat	Federal	State	Local	Total
5	\$1,214,205	\$303,551	---	\$1,517,756
11	\$731,200	\$182,800	---	\$914,000
YOE Cost:	\$1,945,405	\$486,351	---	\$2,431,756

**HOUSTON-GALVESTON MPO
2011-2014 TRANSPORTATION IMPROVEMENT PROGRAM
PROGRESS FROM 2008-2011 TRANSPORTATION IMPROVEMENT PROGRAM**

COUNTY	SPONSOR	PROJECT DESCRIPTION			
CSJ NUMBER	STREET				
MPO ID	FROM LIMIT				
SPONSOR ID	TO LIMIT				
FISCAL YEAR	LET DATE				
HARRIS	TXDOT HOUSTON DISTRICT	PAVEMENT MARKINGS			
3256-02-080	BW 8				
14566	IH 45 N				
	US 59 N				
FY2010	9/1/2009				
Year of Expenditure (YOE) Project Cost Information:					
	Fund Cat	Federal	State	Local	Total
	1	---	\$500,000	---	\$500,000
	YOE Cost:	---	\$500,000	---	\$500,000
HARRIS	HCTRA	CONSTRUCT 6 MAIN LANES (SECTION 6) TOLL			
3256-02-083	BW 8				
11554	0.427 MI E OF WILSON RD				
	0.396 MI W OF LOCKWOOD DR				
FY2009	6/1/2009				
Year of Expenditure (YOE) Project Cost Information:					
	Fund Cat	Federal	State	Local	Total
	TOLL	---	---	\$37,866,300	\$37,866,300
	YOE Cost:	---	---	\$37,866,300	\$37,866,300
HARRIS	HCTRA	CONSTRUCT 6 MAIN LANES (SECTION 7) TOLL			
3256-02-084	BW 8				
11555	0.118 MI E OF OLD HUMBLE RD				
	0.427 MI E OF WILSON RD				
FY2009	6/1/2009				
Year of Expenditure (YOE) Project Cost Information:					
	Fund Cat	Federal	State	Local	Total
	TOLL	---	---	\$36,905,800	\$36,905,800
	YOE Cost:	---	---	\$36,905,800	\$36,905,800
HARRIS	TXDOT HOUSTON DISTRICT	TURN RADIUS IMPROVEMENTS AT VARIOUS LOCATIONS			
3256-03-072	BW 8				
10944	AT VISTA, SPENCER, PASADENA BLVD & RED BLUFF				
FY2010	9/1/2009				
Year of Expenditure (YOE) Project Cost Information:					
	Fund Cat	Federal	State	Local	Total
	ARRA	\$2,617,000	---	---	\$2,617,000
	YOE Cost:	\$2,617,000	---	---	\$2,617,000
HARRIS	TXDOT HOUSTON DISTRICT	CONSTRUCT 6 MAIN LANES (SECTION 1) TOLL AND DC'S			
3256-03-086	BW 8				
11549	0.315 MI S OF BU 90U				
	0.966 MI S NEW US 90				
FY2009	6/1/2009				
Year of Expenditure (YOE) Project Cost Information:					
	Fund Cat	Federal	State	Local	Total
	TOLL	---	---	\$46,985,400	\$46,985,400
	YOE Cost:	---	---	\$46,985,400	\$46,985,400

HOUSTON-GALVESTON MPO
2011-2014 TRANSPORTATION IMPROVEMENT PROGRAM
PROGRESS FROM 2008-2011 TRANSPORTATION IMPROVEMENT PROGRAM

COUNTY
CSJ NUMBER
MPO ID
SPONSOR ID
FISCAL YEAR

SPONSOR
STREET
FROM LIMIT
TO LIMIT
LET DATE

HARRIS COUNTY PROJECTS

Grouped by County and Sorted by Street, CSJ Number and MPOID

PROJECT DESCRIPTION

HARRIS	HCTRA	CONSTRUCT 6 MAIN LANES (SECTION 2) TOLL
3256-03-087	BW 8	
11550	0.518 MI N OF TIDWELL	
	0.315 MI S OF BU 90U	
FY2009	6/1/2009	

Year of Expenditure (YOE) Project Cost Information:

Fund Cat	Federal	State	Local	Total
TOLL	---	---	\$50,770,900	\$50,770,900
YOE Cost:	---	---	\$50,770,900	\$50,770,900

HARRIS	HCTRA	CONSTRUCT 6 MAIN LANES (SECTION 3) TOLL
3256-03-088	BW 8	
11551	0.386 MI N OF GARRETT ST	
	0.518 MI N OF TIDWELL	
FY2009	6/1/2009	

Year of Expenditure (YOE) Project Cost Information:

Fund Cat	Federal	State	Local	Total
TOLL	---	---	\$35,674,100	\$35,674,100
YOE Cost:	---	---	\$35,674,100	\$35,674,100

HARRIS	TXDOT HOUSTON DISTRICT	CONSTRUCT 6 MAIN LANES (SECTION 4) TOLL
3256-03-089	BW 8	
11552	0.490 MI S OF W LAKE HOUSTON PKWY	
	0.386 MI N OF GARRETT ST	
FY2009	6/1/2009	

Year of Expenditure (YOE) Project Cost Information:

Fund Cat	Federal	State	Local	Total
TOLL	---	---	\$36,273,000	\$36,273,000
YOE Cost:	---	---	\$36,273,000	\$36,273,000

HARRIS	HCTRA	CONSTRUCT 6 MAIN LANES (SECTION 5) TOLL
3256-03-090	BW 8	
11553	0.396 MI W OF LOCKWOOD DR	
	0.490 MI S OF W LAKE HOUSTON PKWY	
FY2010	10/1/2009	

Year of Expenditure (YOE) Project Cost Information:

Fund Cat	Federal	State	Local	Total
TOLL	---	---	\$51,121,200	\$51,121,200
YOE Cost:	---	---	\$51,121,200	\$51,121,200

HARRIS	TXDOT HOUSTON DISTRICT	MISCELLANEOUS DRAINAGE REPAIRS
0912-72-082	BW 8 AND IH 45	
14152	VA	
	VA	
FY2008	11/1/2007	

Year of Expenditure (YOE) Project Cost Information:

Fund Cat	Federal	State	Local	Total
1	\$416,000	\$104,000	---	\$520,000
YOE Cost:	\$416,000	\$104,000	---	\$520,000

**HOUSTON-GALVESTON MPO
2011-2014 TRANSPORTATION IMPROVEMENT PROGRAM
PROGRESS FROM 2008-2011 TRANSPORTATION IMPROVEMENT PROGRAM**

COUNTY	SPONSOR	HARRIS COUNTY PROJECTS Grouped by County and Sorted by Street, CSJ Number and MPOID
CSJ NUMBER	STREET	
MPO ID	FROM LIMIT	
SPONSOR ID	TO LIMIT	
FISCAL YEAR	LET DATE	
		PROJECT DESCRIPTION

HARRIS	CITY OF HOUSTON	ENGINEERING AND CONSTRUCTION OF A 4-LANE CONCRETE BRIDGE AND ROADWAY WITH CURBS AND UTILITIES
11818	CAMBRIDGE ST	
N-000720	N BRAESWOOD	
FY2008	HOLCOMBE BLVD	
	10/22/2007	

Year of Expenditure (YOE) Project Cost Information:

Fund Cat	Federal	State	Local	Total
LOCAL	---	---	\$7,610,273	\$7,610,273
YOE Cost:	---	---	\$7,610,273	\$7,610,273

HARRIS	PORT OF HOUSTON AUTHORITY	NEW SECURED TRUCK MAIN ENTRANCE AT POH TURNING BASIN TERMINAL PER HOMELAND SECURITY GUIDELINES
0912-72-053	CARGO BAY RD	
7530	IH 610 OVERPASS	
4.5	HIGH LEVEL RD	
FY2009	2/11/2009	

Year of Expenditure (YOE) Project Cost Information:

Fund Cat	Federal	State	Local	Total
LOCAL	---	---	\$7,166,250	\$7,166,250
YOE Cost:	---	---	\$7,166,250	\$7,166,250

HARRIS	CITY OF HOUSTON	CITY-WIDE WI-MAX IMPLEMENTATION
0912-00-421	CITY OF HOUSTON	
14589	VA	
	VA	
FY2010	3/1/2010	

Year of Expenditure (YOE) Project Cost Information:

Fund Cat	Federal	State	Local	Total
ARRA	\$5,000,000	---	---	\$5,000,000
YOE Cost:	\$5,000,000	---	---	\$5,000,000

HARRIS	CITY OF HOUSTON	REHABILITATION AND OVERLAY
0912-70-020	CLINTON DR	
14667	IH 610 E	
	FEDERAL RD	
FY2010	5/1/2010	

Year of Expenditure (YOE) Project Cost Information:

Fund Cat	Federal	State	Local	Total
ARRA	\$3,188,256	---	---	\$3,188,256
YOE Cost:	\$3,188,256	---	---	\$3,188,256

HARRIS	TXDOT HOUSTON DISTRICT	REPLACE BRIDGE AND APPROACHES
0912-71-076	CONGRESS AVE	
11332	SMITH ST	
	LOUISIANA ST	
FY2011	8/1/2010	

Year of Expenditure (YOE) Project Cost Information:

Fund Cat	Federal	State	Local	Total
6	\$2,451,772	\$612,943	---	\$3,064,715
YOE Cost:	\$2,451,772	\$612,943	---	\$3,064,715

HOUSTON-GALVESTON MPO
2011-2014 TRANSPORTATION IMPROVEMENT PROGRAM
PROGRESS FROM 2008-2011 TRANSPORTATION IMPROVEMENT PROGRAM

COUNTY	SPONSOR	PROJECT DESCRIPTION			
CSJ NUMBER	STREET	Grouped by County and Sorted by Street, CSJ Number and MPOID			
MPO ID	FROM LIMIT				
SPONSOR ID	TO LIMIT				
FISCAL YEAR	LET DATE				
HARRIS	CITY OF PASADENA	IMPROVE DRAINAGE, SEWER, WATER AND ADD LEFT TURN LANE AT YOUNG			
11041	CRENSHAW RD				
S045	ALLEN-GENOA				
FY2008	STRAWBERRY				
	11/1/2007				
Year of Expenditure (YOE) Project Cost Information:					
	Fund Cat	Federal	State	Local	Total
	LOCAL	---	---	\$3,600,000	\$3,600,000
	YOE Cost:	---	---	\$3,600,000	\$3,600,000
HARRIS	HARRIS COUNTY	CONSTRUCT CONCRETE BLVD SECTION W/CURB & GUTTER AND STORM SEWER			
13589	CRENSHAW RD				
B20502	BW 8				
FY2009	SPACE CENTER BLVD				
	1/5/2009				
Year of Expenditure (YOE) Project Cost Information:					
	Fund Cat	Federal	State	Local	Total
	LOCAL	---	---	\$5,211,521	\$5,211,521
	YOE Cost:	---	---	\$5,211,521	\$5,211,521
HARRIS	HARRIS COUNTY	WIDEN TO 6-LANE W/ MEDIAN & TURN LANES			
6018	CYPRESS N HOUSTON RD				
B30601	HUFFMEISTER RD				
FY2009	WESTGATE DR				
	4/21/2009				
Year of Expenditure (YOE) Project Cost Information:					
	Fund Cat	Federal	State	Local	Total
	LOCAL	---	---	\$1,926,000	\$1,926,000
	YOE Cost:	---	---	\$1,926,000	\$1,926,000
HARRIS	HARRIS COUNTY	WIDEN TO 5-LANE W/ MEDIAN & TURN LANES			
7690	CYPRESS N HOUSTON RD				
B30103	N ELDRIDGE PKWY				
FY2008	OAK PLAZA				
	3/3/2008				
Year of Expenditure (YOE) Project Cost Information:					
	Fund Cat	Federal	State	Local	Total
	LOCAL	---	---	\$4,500,000	\$4,500,000
	YOE Cost:	---	---	\$4,500,000	\$4,500,000
HARRIS	HARRIS COUNTY	CONSTRUCT 4-LANE W/CONTINUOUS LEFT TURN LANE			
13817	CYPRESS N HOUSTON RD				
B30421	OAK PLAZA				
FY2008	JONES RD				
	6/1/2008				
Year of Expenditure (YOE) Project Cost Information:					
	Fund Cat	Federal	State	Local	Total
	LOCAL	---	---	\$1,300,000	\$1,300,000
	YOE Cost:	---	---	\$1,300,000	\$1,300,000

**HOUSTON-GALVESTON MPO
2011-2014 TRANSPORTATION IMPROVEMENT PROGRAM
PROGRESS FROM 2008-2011 TRANSPORTATION IMPROVEMENT PROGRAM**

COUNTY	SPONSOR	PROJECT DESCRIPTION			
CSJ NUMBER	STREET				
MPO ID	FROM LIMIT				
SPONSOR ID	TO LIMIT				
FISCAL YEAR	LET DATE				
HARRIS	HARRIS COUNTY	CONSTRUCT 2-LANE CONCRETE BLVD SECTION; FULL WIDTH CONCRETE BLVD			
13845	CYPRESS N HOUSTON RD				
B30413	BARKER CYPRESS				
FY2009	ISLAND SHORE				
	1/13/2009				
Year of Expenditure (YOE) Project Cost Information:					
	Fund Cat	Federal	State	Local	Total
	LOCAL	---	---	\$620,008	\$620,008
	YOE Cost:	---	---	\$620,008	\$620,008
HARRIS	HARRIS COUNTY	CONSTRUCT 4-LANE CONCRETE BLVD W/ STORM SEWERS			
943	CYPRESS ROSEHILL RD				
B30306	CYPRESS MILL PARK DR				
FY2008	US 290				
	2/5/2008				
Year of Expenditure (YOE) Project Cost Information:					
	Fund Cat	Federal	State	Local	Total
	LOCAL	---	---	\$5,175,968	\$5,175,968
	YOE Cost:	---	---	\$5,175,968	\$5,175,968
HARRIS	HARRIS COUNTY	CONSTRUCT 4-LANE CONCRETE BLVD W/ STORM SEWERS			
8020	CYPRESS ROSEHILL RD				
B30406	MANOR BEND				
FY2009	CYPRESS MILL PARK DR				
	12/1/2008				
Year of Expenditure (YOE) Project Cost Information:					
	Fund Cat	Federal	State	Local	Total
	LOCAL	---	---	\$5,600,000	\$5,600,000
	YOE Cost:	---	---	\$5,600,000	\$5,600,000
HARRIS	HARRIS COUNTY	CONSTRUCT 4-LANE CONCRETE W/ BRIDGE			
11613	CYPRESS ROSEHILL RD				
B30411	LITTLE CYPRESS CREEK				
FY2010	MANOR BEND ST				
	11/1/2009				
Year of Expenditure (YOE) Project Cost Information:					
	Fund Cat	Federal	State	Local	Total
	LOCAL	---	---	\$5,100,000	\$5,100,000
	YOE Cost:	---	---	\$5,100,000	\$5,100,000
HARRIS	CITY OF HOUSTON	MILL AND OVERLAY			
0912-70-027	DALLAS W ST				
14675	SHEPHERD DR				
FY2010	MONTROSE BLVD				
	5/1/2010				
Year of Expenditure (YOE) Project Cost Information:					
	Fund Cat	Federal	State	Local	Total
	ARRA	\$390,000	---	---	\$390,000
	LOCAL CONT	---	---	\$214,514	\$214,514
	YOE Cost:	\$390,000	---	\$214,514	\$604,514

**HOUSTON-GALVESTON MPO
2011-2014 TRANSPORTATION IMPROVEMENT PROGRAM
PROGRESS FROM 2008-2011 TRANSPORTATION IMPROVEMENT PROGRAM**

COUNTY	SPONSOR	HARRIS COUNTY PROJECTS Grouped by County and Sorted by Street, CSJ Number and MPOID
CSJ NUMBER	STREET	
MPO ID	FROM LIMIT	
SPONSOR ID	TO LIMIT	
FISCAL YEAR	LET DATE	
		PROJECT DESCRIPTION

HARRIS	PORT OF HOUSTON AUTHORITY	CONSTRUCT ADDITIONAL RAILROAD TRACK TO PASADENA JUNCTION
0912-71-622	DEER PARK/PASADENA JUNCTION RAIL EXT	
3095	RED BLUFF RD	
	W OF BW 8	
FY2009	5/8/2009	

Year of Expenditure (YOE) Project Cost Information:

Fund Cat	Federal	State	Local	Total
5	\$5,325,075	---	\$1,331,269	\$6,656,344
LOCAL CONT	---	---	\$143,656	\$143,656
YOE Cost:	\$5,325,075	---	\$1,474,925	\$6,800,000

HARRIS	HARRIS COUNTY	CONSTRUCT BLVD SECTION W/CURB & GUTTER AND STORM SEWER
627	DELL DALE ST	
B20501	WALLISVILLE RD	
FY2009	WOODFOREST BLVD	
	3/10/2009	

Year of Expenditure (YOE) Project Cost Information:

Fund Cat	Federal	State	Local	Total
LOCAL	---	---	\$7,988,000	\$7,988,000
YOE Cost:	---	---	\$7,988,000	\$7,988,000

HARRIS	METRO	METRO SOLUTIONS EAST END CORRIDOR (FY 2008)
14362	EAST END CORRIDOR	
2.1	HARRISBURG @ TEXAS AVE	
FY2008	MAGNOLIA TRANSIT CENTER	
	10/1/2007	

Year of Expenditure (YOE) Project Cost Information:

Fund Cat	Federal	State	Local	Total
LOCAL	---	---	\$6,000,000	\$6,000,000
YOE Cost:	---	---	\$6,000,000	\$6,000,000

HARRIS	TXDOT HOUSTON DISTRICT	REPLACE BRIDGE AND APPROACHES
0912-72-001	EL CAMINO REAL	
11333	AT COW BYU/CAN	
FY2011	9/1/2010	

Year of Expenditure (YOE) Project Cost Information:

Fund Cat	Federal	State	Local	Total
6	\$1,248,000	\$312,000	---	\$1,560,000
YOE Cost:	\$1,248,000	\$312,000	---	\$1,560,000

HARRIS	HARRIS COUNTY	EXTEND 4-LANE CONCRETE BLVD SECTION W/ STORM SEWER
9122	EL DORADO BLVD	
B10401	BOUGAINVILLE LN	
FY2008	BEAMER RD	
	7/8/2008	

Year of Expenditure (YOE) Project Cost Information:

Fund Cat	Federal	State	Local	Total
LOCAL	---	---	\$4,485,809	\$4,485,809
YOE Cost:	---	---	\$4,485,809	\$4,485,809

**HOUSTON-GALVESTON MPO
2011-2014 TRANSPORTATION IMPROVEMENT PROGRAM
PROGRESS FROM 2008-2011 TRANSPORTATION IMPROVEMENT PROGRAM**

COUNTY	SPONSOR	PROJECT DESCRIPTION			
CSJ NUMBER	STREET				
MPO ID	FROM LIMIT				
SPONSOR ID	TO LIMIT				
FISCAL YEAR	LET DATE				
HARRIS	HARRIS COUNTY	CONSTRUCT 2-LANE CONCRETE CURB & GUTTER TO COMPLETE 4-LANE BLVD SECTION			
13861	ELDRIDGE PKWY N				
B30307	CYPRESS CREEK				
FY2011	CYPRESS N. HOUSTON				
	9/1/2009				
Year of Expenditure (YOE) Project Cost Information:					
	Fund Cat	Federal	State	Local	Total
	LOCAL	---	---	\$3,100,000	\$3,100,000
	YOE Cost:	---	---	\$3,100,000	\$3,100,000
HARRIS	GREATER SOUTHEAST MANAGEMENT DISTRICT	PEDESTRIAN IMPROVEMENTS			
0912-72-146	ELGIN, ENNIS, ALABAMA				
11973	IN THIRD WARD				
FY2008	9/1/2007				
Year of Expenditure (YOE) Project Cost Information:					
	Fund Cat	Federal	State	Local	Total
	5	\$179,200	---	\$44,800	\$224,000
	YOE Cost:	\$179,200	---	\$44,800	\$224,000
HARRIS	HARRIS COUNTY	CONSTRUCT 2-LANE CONCRETE PAVEMENT TO COMPLETE BLVD SECTION			
8012	ELLA BLVD				
B40410	SPRING CYPRESS				
FY2011	LOUETTA				
	1/1/2010				
Year of Expenditure (YOE) Project Cost Information:					
	Fund Cat	Federal	State	Local	Total
	LOCAL	---	---	\$2,200,000	\$2,200,000
	YOE Cost:	---	---	\$2,200,000	\$2,200,000
HARRIS	HARRIS COUNTY	CONSTRUCT 4-LANE CONCRETE BLVD W/ STORM SEWERS, 3 BRIDGES & OFF-SITE DETENTION			
9124	ELLA BLVD				
B40404	GEARS RD				
FY2010	RUSH CREEK DR				
	9/1/2009				
Year of Expenditure (YOE) Project Cost Information:					
	Fund Cat	Federal	State	Local	Total
	LOCAL	---	---	\$5,900,000	\$5,900,000
	YOE Cost:	---	---	\$5,900,000	\$5,900,000
HARRIS	HARRIS COUNTY	WIDEN EXISTING 4-LANE ROADWAY TO 6-LANE CONCRETE BLVD SECTION W/ DRAINAGE			
7680	FAIRMONT PKWY				
B20203	16TH ST				
FY2010	SH 146				
	4/1/2010				
Year of Expenditure (YOE) Project Cost Information:					
	Fund Cat	Federal	State	Local	Total
	LOCAL	---	---	\$4,000,000	\$4,000,000
	YOE Cost:	---	---	\$4,000,000	\$4,000,000

**HOUSTON-GALVESTON MPO
2011-2014 TRANSPORTATION IMPROVEMENT PROGRAM
PROGRESS FROM 2008-2011 TRANSPORTATION IMPROVEMENT PROGRAM**

COUNTY	SPONSOR	Grouped by County and Sorted by Street, CSJ Number and MPOID HARRIS COUNTY PROJECTS PROJECT DESCRIPTION
CSJ NUMBER	STREET	
MPO ID	FROM LIMIT	
SPONSOR ID	TO LIMIT	
FISCAL YEAR	LET DATE	

HARRIS	TXDOT HOUSTON DISTRICT	RESTORE SUNSET COFFEE HOUSE FOR USE AS A
0912-72-045	FANNIN ST	MULTIMODAL CENTER
13448	AT COMMERCE ST	BUFFALO BAYOU - SAN JACINTO CORRIDOR IMPROVEMENTS
FY2009	7/1/2009	

Year of Expenditure (YOE) Project Cost Information:

Fund Cat	Federal	State	Local	Total
10	\$491,964	---	---	\$491,964
LOCAL CONT	---	---	\$70,468	\$70,468
YOE Cost:	\$491,964	---	\$70,468	\$562,432

HARRIS	TXDOT HOUSTON DISTRICT	REPLACE BRIDGE
0912-70-002	FARTHER POINT DR	
13988	AT BUFFALO BAYOU	
FY2009	12/1/2008	

Year of Expenditure (YOE) Project Cost Information:

Fund Cat	Federal	State	Local	Total
6	\$1,188,894	\$297,223	---	\$1,486,118
YOE Cost:	\$1,188,894	\$297,223	---	\$1,486,118

HARRIS	TXDOT HOUSTON DISTRICT	2" PLANING, 2" ACP OVERLAY, PAVEMENT MARKINGS
1258-04-058	FM 1093	
14650	DAIRY ASHFORD	
	IH 610	
FY2009	4/1/2009	

Year of Expenditure (YOE) Project Cost Information:

Fund Cat	Federal	State	Local	Total
1	\$8,700,000	---	---	\$8,700,000
YOE Cost:	\$8,700,000	---	---	\$8,700,000

HARRIS	TXDOT HOUSTON DISTRICT	CRACK, SPALL AND FULL DEPTH REPAIR
1685-01-086	FM 1960	
12850	US 290	
	SH 249	
FY2008	1/1/2008	

Year of Expenditure (YOE) Project Cost Information:

Fund Cat	Federal	State	Local	Total
1	\$2,912,000	\$728,000	---	\$3,640,000
YOE Cost:	\$2,912,000	\$728,000	---	\$3,640,000

HARRIS	TXDOT HOUSTON DISTRICT	MILLING, SHOULDER WIDENING & ASPHALT OVERLAY
1685-03-084	FM 1960	
12851	FM 2100	
	LIBERTY COUNTY LINE	
FY2008	12/1/2007	

Year of Expenditure (YOE) Project Cost Information:

Fund Cat	Federal	State	Local	Total
1	\$1,553,344	\$388,336	---	\$1,941,680
LOCAL CONT	---	---	\$1,233,000	\$1,233,000
YOE Cost:	\$1,553,344	\$388,336	\$1,233,000	\$3,174,680

**HOUSTON-GALVESTON MPO
2011-2014 TRANSPORTATION IMPROVEMENT PROGRAM
PROGRESS FROM 2008-2011 TRANSPORTATION IMPROVEMENT PROGRAM**

COUNTY	SPONSOR	HARRIS COUNTY PROJECTS Grouped by County and Sorted by Street, CSJ Number and MPOID
CSJ NUMBER	STREET	
MPO ID	FROM LIMIT	
SPONSOR ID	TO LIMIT	
FISCAL YEAR	LET DATE	
		PROJECT DESCRIPTION

HARRIS	TXDOT HOUSTON DISTRICT	CONSTRUCT RAILROAD GRADE SEPARATION STRUCTURE AND APPROACHES
1062-04-047	FM 2100	
6095	DIAMONDHEAD BLVD	
	0.14 M S OF FIRST ST	
FY2010	6/1/2010	

Year of Expenditure (YOE) Project Cost Information:

Fund Cat	Federal	State	Local	Total
5	\$8,022,938	\$2,005,734	---	\$10,028,672
YOE Cost:	\$8,022,938	\$2,005,734	---	\$10,028,672

HARRIS	TXDOT HOUSTON DISTRICT	INSTALL ETHERNET EQUIPMENT TO INTERCONNECT TRAFFIC SIGNAL VIDEO & DATA COMMUNICATIONS WITH REGIONAL TRAFFIC CENTER (TRANSTAR)
2941-02-049	FM 2920	
11978	FM 2978	
	KUYKENDAHL	
FY2011	5/1/2010	

Year of Expenditure (YOE) Project Cost Information:

Fund Cat	Federal	State	Local	Total
5	\$275,184	---	\$68,796	\$343,980
YOE Cost:	\$275,184	---	\$68,796	\$343,980

HARRIS	TXDOT HOUSTON DISTRICT	WIDEN TO 5-LANE CURB AND GUTTER WITH IN-LINE DETENTION POND
3050-03-005	FM 2978	
71	MONTGOMERY C/L	
	FM 2920	
FY2009	8/1/2009	

Year of Expenditure (YOE) Project Cost Information:

Fund Cat	Federal	State	Local	Total
1	\$2,400,000	\$600,000	---	\$3,000,000
7	\$9,600,000	\$2,400,000	---	\$12,000,000
YOE Cost:	\$12,000,000	\$3,000,000	---	\$15,000,000

HARRIS	TXDOT HOUSTON DISTRICT	CONSTRUCT RAILROAD-HIGHWAY GRADE SEPARATION
3050-03-012	FM 2978	
10150	0.307 MI N OF UPRR	
	0.470 MI S OF UPRR	
FY2009	8/1/2009	

Year of Expenditure (YOE) Project Cost Information:

Fund Cat	Federal	State	Local	Total
ARRA	\$7,883,843	---	---	\$7,883,843
YOE Cost:	\$7,883,843	---	---	\$7,883,843

HARRIS	TXDOT HOUSTON DISTRICT	GRADING, LIME TREATED SUBGRADE, CEMENT TREATED BASE, ASPHALTIC OVERLAY AND PAVEMENT MARKINGS
3050-03-016	FM 2978	
13908	0.14 MI N OF HUFFSMITH KUYKENDAHL	
	0.229 MI S OF HUFSMITH KUYKENDAHL	
FY2009	4/1/2009	

Year of Expenditure (YOE) Project Cost Information:

Fund Cat	Federal	State	Local	Total
1	\$195,520	\$48,880	---	\$244,400
YOE Cost:	\$195,520	\$48,880	---	\$244,400

**HOUSTON-GALVESTON MPO
2011-2014 TRANSPORTATION IMPROVEMENT PROGRAM
PROGRESS FROM 2008-2011 TRANSPORTATION IMPROVEMENT PROGRAM**

COUNTY
CSJ NUMBER
MPO ID
SPONSOR ID
FISCAL YEAR

SPONSOR
STREET
FROM LIMIT
TO LIMIT
LET DATE

HARRIS COUNTY PROJECTS

Grouped by County and Sorted by Street, CSJ Number and MPOID

PROJECT DESCRIPTION

HARRIS TXDOT HOUSTON DISTRICT
0111-01-088 FM 521
14125 IH 610
HOLMES RD
FY2008 1/1/2008

REHABILITATE INTERSECTIONS

Year of Expenditure (YOE) Project Cost Information:

Fund Cat	Federal	State	Local	Total
1	\$416,000	\$104,000	---	\$520,000
YOE Cost:	\$416,000	\$104,000	---	\$520,000

HARRIS TXDOT HOUSTON DISTRICT
1006-01-058 FM 529
11621 FRY RD
GREENHOUSE RD
FY2009 8/1/2009

RECONSTRUCT AND WIDEN TO 4-LANE DIVIDED AND
REPLACE DINNER CREEK BRIDGE

Year of Expenditure (YOE) Project Cost Information:

Fund Cat	Federal	State	Local	Total
1	\$2,749,714	\$687,429	---	\$3,437,143
7	\$8,800,000	\$2,200,000	---	\$11,000,000
YOE Cost:	\$11,549,714	\$2,887,429	---	\$14,437,143

HARRIS TXDOT HOUSTON DISTRICT
1006-01-059 FM 529
13511 FRY RD
SH 99
FY2010 8/1/2010

WIDEN TO 4-LANE ROADWAY WITH CONTINUOUS CENTER
LEFT TURN LANE WITH CONCRETE CURB AND GUTTER

Year of Expenditure (YOE) Project Cost Information:

Fund Cat	Federal	State	Local	Total
7	\$8,240,000	\$2,060,000	---	\$10,300,000
YOE Cost:	\$8,240,000	\$2,060,000	---	\$10,300,000

HARRIS TXDOT HOUSTON DISTRICT
1006-01-061 FM 529
14625 FRY RD
GREENHOUSE RD
FY2010 7/1/2010

2 DETENTION PONDS

Year of Expenditure (YOE) Project Cost Information:

Fund Cat	Federal	State	Local	Total
1	\$639,200	\$159,800	---	\$799,000
YOE Cost:	\$639,200	\$159,800	---	\$799,000

HARRIS TXDOT HOUSTON DISTRICT
0976-01-034 FM 865
13612 BW 8
S OF BW 8
FY2009 2/1/2009

WIDEN TO 4-LANES DIVIDED ROADWAY

Year of Expenditure (YOE) Project Cost Information:

Fund Cat	Federal	State	Local	Total
11	\$277,966	\$69,492	---	\$347,458
LOCAL CONT	---	---	\$19,410	\$19,410
YOE Cost:	\$277,966	\$69,492	\$19,410	\$366,868

**HOUSTON-GALVESTON MPO
2011-2014 TRANSPORTATION IMPROVEMENT PROGRAM
PROGRESS FROM 2008-2011 TRANSPORTATION IMPROVEMENT PROGRAM**

COUNTY	SPONSOR	HARRIS COUNTY PROJECTS Grouped by County and Sorted by Street, CSJ Number and MPOID
CSJ NUMBER	STREET	
MPO ID	FROM LIMIT	
SPONSOR ID	TO LIMIT	
FISCAL YEAR	LET DATE	
		PROJECT DESCRIPTION

HARRIS	CITY OF HOUSTON	DESIGN, ROW ACQUISITION, ENGINEERING & CONSTRUCTION OF ROADWAY AND BRIDGE SECTIONS
	FUQUA ST	
5034	COTTINGHAM ST	
N-000530A	S WAYSIDE	
FY2008	6/1/2008	

Year of Expenditure (YOE) Project Cost Information:

Fund Cat	Federal	State	Local	Total
LOCAL	---	---	\$5,000,000	\$5,000,000
YOE Cost:	---	---	\$5,000,000	\$5,000,000

HARRIS	HARRIS COUNTY	WIDEN TO 5-LANE CONCRETE PAVEMENT W/ STORM SEWER
	GENOA RED BLUFF RD	
10030	BW 8	
N-000702/B2000	BAYWOOD DR	
FY2010	12/1/2009	

Year of Expenditure (YOE) Project Cost Information:

Fund Cat	Federal	State	Local	Total
LOCAL	---	---	\$11,300,000	\$11,300,000
YOE Cost:	---	---	\$11,300,000	\$11,300,000

HARRIS	CITY OF HOUSTON	RIGHT TURN LANES AND DRAINAGE IMPROVEMENTS
0912-72-007	GESSNER DR S	
9145	IH 10	
	BARRYKNOLL	
FY2008	3/1/2008	

Year of Expenditure (YOE) Project Cost Information:

Fund Cat	Federal	State	Local	Total
5	\$3,575,040	---	\$893,760	\$4,468,800
YOE Cost:	\$3,575,040	---	\$893,760	\$4,468,800

HARRIS	CITY OF BAYTOWN	CONSTRUCT PEDESTRIAN PATH ALONG GOOSE CREEK
0912-71-697	GOOSE CREEK TRAIL	
5053	GOOSE CREEK PARK	
	GARTH RD	
FY2009	2/1/2009	

Year of Expenditure (YOE) Project Cost Information:

Fund Cat	Federal	State	Local	Total
5	\$407,756	---	\$101,939	\$509,695
YOE Cost:	\$407,756	---	\$101,939	\$509,695

HARRIS	HARRIS COUNTY	CONSTRUCT 2-LANE ASPHALT ROAD WITH TURN LANES
0912-71-586	GOSLING RD	
449	KUYKENDAHL RD	
B40025	FM 2920	
FY2009	7/1/2009	

Year of Expenditure (YOE) Project Cost Information:

Fund Cat	Federal	State	Local	Total
ARRA	\$2,592,000	---	---	\$2,592,000
YOE Cost:	\$2,592,000	---	---	\$2,592,000

HOUSTON-GALVESTON MPO
2011-2014 TRANSPORTATION IMPROVEMENT PROGRAM
PROGRESS FROM 2008-2011 TRANSPORTATION IMPROVEMENT PROGRAM

COUNTY
CSJ NUMBER
MPO ID
SPONSOR ID
FISCAL YEAR

SPONSOR
STREET
FROM LIMIT
TO LIMIT
LET DATE

HARRIS COUNTY PROJECTS

Grouped by County and Sorted by Street, CSJ Number and MPOID

PROJECT DESCRIPTION

HARRIS	HARRIS COUNTY	WIDEN TO 5-LANE SECTION W/ DRAINAGE FACILITIES
	GRANT RD	
8059	COPELAND RD	
B40027	SH 249	
FY2008	12/18/2007	

Year of Expenditure (YOE) Project Cost Information:

Fund Cat	Federal	State	Local	Total
LOCAL	---	---	\$7,000,000	\$7,000,000
YOE Cost:	---	---	\$7,000,000	\$7,000,000

HARRIS	HARRIS COUNTY	ASPHALT OVERLAY
	GRANT RD	
0912-70-029	OLD KLUGE RD	
14677	LAKEWOOD FOREST DR	
FY2010	3/1/2010	

Year of Expenditure (YOE) Project Cost Information:

Fund Cat	Federal	State	Local	Total
ARRA	\$442,960	---	---	\$442,960
YOE Cost:	\$442,960	---	---	\$442,960

HARRIS	GREATER EAST END MANAGEMENT DISTRICT	EAST END LIVABLE CENTERS TRANSIT/PEDESTRIAN ACCESS
	GREATER EAST END MANAGEMENT DISTRICT	MASTER PLAN
0912-72-239	VA	
13582	VA	
FY2010	2/1/2010	

Year of Expenditure (YOE) Project Cost Information:

Fund Cat	Federal	State	Local	Total
ARRA	\$5,000,000	---	---	\$5,000,000
LOCAL CONT	---	---	\$10,877,126	\$10,877,126
YOE Cost:	\$5,000,000	---	\$10,877,126	\$15,877,126

HARRIS	GREATER SOUTHEAST MANAGEMENT DISTRICT	CONSTRUCT 5-PHASE PEDESTRIAN STREETSCAPE
	GREATER SOUTHEAST MANAGEMENT DISTRICT	IMPROVEMENTS (ADA RAMPS, SIDEWALKS, SHELTERS,
13827	DOWLING, BLODGETT, SCOTT	LANDSCAPING, LIGHTING)
	MCGOWEN, SOUTHMORE, WHEELER, ELGIN, ENNIS, D	
FY2008	12/25/2007	

Year of Expenditure (YOE) Project Cost Information:

Fund Cat	Federal	State	Local	Total
LOCAL	---	---	\$4,187,020	\$4,187,020
YOE Cost:	---	---	\$4,187,020	\$4,187,020

HARRIS	HARRIS COUNTY	CONSTRUCT 4-LANE CONCRETE CONCRETE BLVD SECTION
	GREENHOUSE RD	
7487	SAUMS RD	
B30020	IH 10	
FY2009	10/1/2008	

Year of Expenditure (YOE) Project Cost Information:

Fund Cat	Federal	State	Local	Total
LOCAL	---	---	\$5,600,000	\$5,600,000
YOE Cost:	---	---	\$5,600,000	\$5,600,000

**HOUSTON-GALVESTON MPO
2011-2014 TRANSPORTATION IMPROVEMENT PROGRAM
PROGRESS FROM 2008-2011 TRANSPORTATION IMPROVEMENT PROGRAM**

COUNTY	SPONSOR	PROJECT DESCRIPTION
CSJ NUMBER	STREET	
MPO ID	FROM LIMIT	
SPONSOR ID	TO LIMIT	
FISCAL YEAR	LET DATE	

Grouped by County and Sorted by Street, CSJ Number and MPOID

HARRIS	CITY OF HOUSTON	PRELIMINARY ENGINEERING/ENVIRONMENTAL ANALYSIS
0912-71-739	GREENS RD	
7133	ALDINE WESTFIELD	
N-000686	JOHN F KENNEDY BLVD	
FY2008	9/1/2007	

Year of Expenditure (YOE) Project Cost Information:

Fund Cat	Federal	State	Local	Total
7	\$352,000	---	\$88,000	\$440,000
YOE Cost:	\$352,000	---	\$88,000	\$440,000

HARRIS	TXDOT HOUSTON DISTRICT	LANDSCAPE-OST/ALMEDA CORRIDORS REDEVELOPMENT
0912-72-148	GRIGGS RD	AUTHORITY IN
14193	OLD SPANISH TRAIL	HOUSTON
	MYKAWA RD	
FY2008	8/1/2007	

Year of Expenditure (YOE) Project Cost Information:

Fund Cat	Federal	State	Local	Total
10	\$2,400,000	---	\$600,000	\$3,000,000
LOCAL CONT	---	---	\$120,000	\$120,000
YOE Cost:	\$2,400,000	---	\$720,000	\$3,120,000

HARRIS	TXDOT HOUSTON DISTRICT	LANDSCAPE-OST/ALMEDA CORRIDORS REDEVELOPMENT
0912-72-186	GRIGGS RD	AUTHORITY IN
14518	AT US 90A	HOUSTON
FY2008	8/1/2008	

Year of Expenditure (YOE) Project Cost Information:

Fund Cat	Federal	State	Local	Total
9	\$411,685	---	\$102,921	\$514,606
YOE Cost:	\$411,685	---	\$102,921	\$514,606

HARRIS	H-GAC	GULF COAST FREIGHT RAIL DISTRICT COMMUTER RAIL PE
0912-00-396	GULF COAST RAIL DISTRICT	
14586	VA	
	VA	
FY2010	2/1/2010	

Year of Expenditure (YOE) Project Cost Information:

Fund Cat	Federal	State	Local	Total
ARRA	\$2,000,000	---	---	\$2,000,000
YOE Cost:	\$2,000,000	---	---	\$2,000,000

HARRIS	HARRIS COUNTY	CAPITAL EXPENDITURES FOR PUBLIC TRANSPORTATION FOR
	HARRIS COUNTY	HARRIS COUNTY METRO TRANSFER (FY 2008)
13031		
FY2008	10/1/2007	

Year of Expenditure (YOE) Project Cost Information:

Fund Cat	Federal	State	Local	Total
5307	\$450,000	---	\$112,500	\$562,500
YOE Cost:	\$450,000	---	\$112,500	\$562,500

HOUSTON-GALVESTON MPO
2011-2014 TRANSPORTATION IMPROVEMENT PROGRAM
PROGRESS FROM 2008-2011 TRANSPORTATION IMPROVEMENT PROGRAM

COUNTY	SPONSOR	PROJECT DESCRIPTION			
CSJ NUMBER	STREET				
MPO ID	FROM LIMIT				
SPONSOR ID	TO LIMIT				
FISCAL YEAR	LET DATE				
HARRIS	HARRIS COUNTY	OPERATING EXPENDITURES FOR PUBLIC TRANSPORTATION			
13617	HARRIS COUNTY	FOR HARRIS COUNTY METRO TRANSFER (FY 2008)			
FY2008	VA				
	VA				
	8/1/2008				
Year of Expenditure (YOE) Project Cost Information:					
	Fund Cat	Federal	State	Local	Total
	5307	\$1,463,865	---	\$1,020,305	\$2,484,170
	YOE Cost:	\$1,463,865	---	\$1,020,305	\$2,484,170
HARRIS	HARRIS COUNTY	OPERATING EXPENDITURES FOR PUBLIC TRANSPORTATION			
14311	HARRIS COUNTY	FOR HARRIS COUNTY METRO TRANSFER (FY 2009)			
FY2009	9/1/2008				
Year of Expenditure (YOE) Project Cost Information:					
	Fund Cat	Federal	State	Local	Total
	5307	\$549,602	---	\$549,602	\$1,099,204
	YOE Cost:	\$549,602	---	\$549,602	\$1,099,204
HARRIS	HARRIS COUNTY	HARRIS COUNTY PLANNING EXPENDITURES METRO			
14530	HARRIS COUNTY	TRANSFER (FY 2008)			
FY2008	VA				
	VA				
	9/1/2008				
Year of Expenditure (YOE) Project Cost Information:					
	Fund Cat	Federal	State	Local	Total
	5307	\$492,000	---	\$123,000	\$615,000
	YOE Cost:	\$492,000	---	\$123,000	\$615,000
HARRIS	HARRIS COUNTY	ITS - SMART CARD/DEBIT CARD PROGRAM - RIDE			
14600	HARRIS COUNTY				
FY2009	VA				
	VA				
	9/1/2008				
Year of Expenditure (YOE) Project Cost Information:					
	Fund Cat	Federal	State	Local	Total
	5307	\$126,000	---	---	\$126,000
	YOE Cost:	\$126,000	---	---	\$126,000
HARRIS	HARRIS COUNTY	CAPITAL COST OF CONTRACTING FOR ADDITIONAL BUSES			
14601	HARRIS COUNTY	FOR 3 YEARS EXPANDED SERVICE IN BAYTOWN			
FY2009	VA				
	VA				
	9/1/2008				
Year of Expenditure (YOE) Project Cost Information:					
	Fund Cat	Federal	State	Local	Total
	5307	\$505,800	---	---	\$505,800
	YOE Cost:	\$505,800	---	---	\$505,800

**HOUSTON-GALVESTON MPO
2011-2014 TRANSPORTATION IMPROVEMENT PROGRAM
PROGRESS FROM 2008-2011 TRANSPORTATION IMPROVEMENT PROGRAM**

COUNTY	SPONSOR	PROJECT DESCRIPTION			
CSJ NUMBER	STREET				
MPO ID	FROM LIMIT				
SPONSOR ID	TO LIMIT				
FISCAL YEAR	LET DATE				
HARRIS	HARRIS COUNTY	BUS SHELTERS AND SOLAR LIGHTING SYSTEMS FOR BAYTOWN FIXED ROUTE			
14602	VA				
FY2009	9/1/2008				
Year of Expenditure (YOE) Project Cost Information:					
	Fund Cat	Federal	State	Local	Total
	5307	\$198,000	---	---	\$198,000
	YOE Cost:	\$198,000	---	---	\$198,000
HARRIS	HARRIS COUNTY	HARRIS COUNTY 'RIDES' OPERATING ASSISTANCE			
14637	VA				
FY2009	9/1/2008				
Year of Expenditure (YOE) Project Cost Information:					
	Fund Cat	Federal	State	Local	Total
	5307	\$92,200	---	---	\$92,200
	YOE Cost:	\$92,200	---	---	\$92,200
HARRIS	HARRIS COUNTY	HARRIS COUNTY TRANSIT PLANNING (FY 2009)			
14638	VA				
FY2009	9/1/2008				
Year of Expenditure (YOE) Project Cost Information:					
	Fund Cat	Federal	State	Local	Total
	5307	\$376,000	---	\$94,000	\$470,000
	YOE Cost:	\$376,000	---	\$94,000	\$470,000
HARRIS	HARRIS COUNTY	HARRIS COUNTY PURCHASE OF SERVICES FOR ELDERLY & DISABLED PROGRAM			
14644	VA				
FY2009	8/1/2009				
Year of Expenditure (YOE) Project Cost Information:					
	Fund Cat	Federal	State	Local	Total
	5310	\$241,963	---	---	\$241,963
	YOE Cost:	\$241,963	---	---	\$241,963
HARRIS	TXDOT HOUSTON DISTRICT	BRIDGE MAINTENANCE-REPAIRING STEEL MEMBERS, SEALING ACCESS DOORS, CLEANING AND PAINTING CAPS AND OTHER MISC WORK			
0912-72-181	HARRIS COUNTY				
14648	VA				
FY2010	9/1/2009				
Year of Expenditure (YOE) Project Cost Information:					
	Fund Cat	Federal	State	Local	Total
	ARRA	\$1,390,380	---	---	\$1,390,380
	YOE Cost:	\$1,390,380	---	---	\$1,390,380

**HOUSTON-GALVESTON MPO
2011-2014 TRANSPORTATION IMPROVEMENT PROGRAM
PROGRESS FROM 2008-2011 TRANSPORTATION IMPROVEMENT PROGRAM**

COUNTY	SPONSOR	HARRIS COUNTY PROJECTS Grouped by County and Sorted by Street, CSJ Number and MPOID
CSJ NUMBER	STREET	
MPO ID	FROM LIMIT	
SPONSOR ID	TO LIMIT	
FISCAL YEAR	LET DATE	
		PROJECT DESCRIPTION

HARRIS	HARRIS COUNTY	HARRIS COUNTY SIGNAL INTERCONNECT PHASE 2 PRECINCT
0912-72-084	HARRIS COUNTY PRECINCT 1	1: PROJECT 1
13477	VA	
	VA	
FY2010	8/1/2010	

Year of Expenditure (YOE) Project Cost Information:

Fund Cat	Federal	State	Local	Total
5	\$1,778,033	---	\$444,508	\$2,222,541
YOE Cost:	\$1,778,033	---	\$444,508	\$2,222,541

HARRIS	HARRIS COUNTY	HARRIS COUNTY SIGNAL INTERCONNECT PROJECT, PHASE
0912-72-087	HARRIS COUNTY PRECINCT 2	2, PRECINCT 2: PROJECT 1
13480	VA	
	VA	
FY2010	8/1/2010	

Year of Expenditure (YOE) Project Cost Information:

Fund Cat	Federal	State	Local	Total
5	\$2,270,434	---	\$567,609	\$2,838,043
YOE Cost:	\$2,270,434	---	\$567,609	\$2,838,043

HARRIS	HARRIS COUNTY	HARRIS COUNTY SIGNAL INTERCONNECT PROJECT, PHASE
0912-72-089	HARRIS COUNTY PRECINCT 3	2, PRECINCT 3: PROJECT 1
13482	VA	
	VA	
FY2010	8/1/2010	

Year of Expenditure (YOE) Project Cost Information:

Fund Cat	Federal	State	Local	Total
5	\$3,268,253	---	\$817,063	\$4,085,316
YOE Cost:	\$3,268,253	---	\$817,063	\$4,085,316

HARRIS	HARRIS COUNTY	HARRIS COUNTY SIGNAL INTERCONNECT PHASE 2 PRECINCT
0912-72-092	HARRIS COUNTY PRECINCT 4	4: PROJECT 1
13485	VA	
	VA	
FY2010	8/1/2010	

Year of Expenditure (YOE) Project Cost Information:

Fund Cat	Federal	State	Local	Total
5	\$2,818,908	---	\$704,727	\$3,523,635
YOE Cost:	\$2,818,908	---	\$704,727	\$3,523,635

HARRIS	CITY OF HOUSTON	26 POINT REPAIRS
0912-70-022	HARWIN DR	
14668	BW 8	
	US 59 S	
FY2010	5/1/2010	

Year of Expenditure (YOE) Project Cost Information:

Fund Cat	Federal	State	Local	Total
ARRA	\$245,000	---	---	\$245,000
LOCAL CONT	---	---	\$92,100	\$92,100
YOE Cost:	\$245,000	---	\$92,100	\$337,100

**HOUSTON-GALVESTON MPO
2011-2014 TRANSPORTATION IMPROVEMENT PROGRAM
PROGRESS FROM 2008-2011 TRANSPORTATION IMPROVEMENT PROGRAM**

COUNTY	SPONSOR	PROJECT DESCRIPTION
CSJ NUMBER	STREET	Grouped by County and Sorted by Street, CSJ Number and MPOID
MPO ID	FROM LIMIT	
SPONSOR ID	TO LIMIT	PROJECT DESCRIPTION
FISCAL YEAR	LET DATE	

HARRIS	TXDOT HOUSTON DISTRICT	REPLACE BRIDGE (NBI# 12102CC0442001)
0912-72-113	HEDWIG RD	
13998	AT HCFC DITCH	
FY2010	8/1/2010	

Year of Expenditure (YOE) Project Cost Information:

Fund Cat	Federal	State	Local	Total
6	\$200,744	\$50,186	---	\$250,931
LOCAL CONT	---	---	\$106,711	\$106,711
YOE Cost:	\$200,744	\$50,186	\$106,711	\$357,642

HARRIS	CITY OF HOUSTON	BIKE & HIKE TRAIL THROUGH HERMAN BROWN PARK (PHASE 2)
0912-71-591	HERMAN BROWN PARK TRAIL	
9841	IN HERMAN BROWN PARK	
N-000420-015	AUTUMNWOOD DR	
FY2009	6/1/2009	

Year of Expenditure (YOE) Project Cost Information:

Fund Cat	Federal	State	Local	Total
5	\$1,425,158	\$48,000	\$308,289	\$1,781,447
LOCAL CONT	---	---	\$152,398	\$152,398
YOE Cost:	\$1,425,158	\$48,000	\$460,687	\$1,933,845

HARRIS	CITY OF HOUSTON	DESIGN, ENGINEERING & REHABILITATION OF CONCRETE ROADWAY W/ CURBS, SIDEWALKS, STREET LIGHTING & UNDERGROUND UTILITIES
10026	HILLCROFT AVE	
N-000716-01-2	US 59 S	
FY2009	BELLAIRE BLVD	
	6/1/2009	

Year of Expenditure (YOE) Project Cost Information:

Fund Cat	Federal	State	Local	Total
LOCAL	---	---	\$9,909,330	\$9,909,330
YOE Cost:	---	---	\$9,909,330	\$9,909,330

HARRIS	HARRIS COUNTY	CONSTRUCT 4-LANE CONCRETE BLVD SECTION W/ STORM SEWER AND OFF SITE STORM WATER DETENTION
327	HOLLISTER DR	
B40029	WEST GREENS RD	
FY2009	BW 8	
	4/21/2009	

Year of Expenditure (YOE) Project Cost Information:

Fund Cat	Federal	State	Local	Total
LOCAL	---	---	\$2,115,000	\$2,115,000
YOE Cost:	---	---	\$2,115,000	\$2,115,000

HARRIS	HARRIS COUNTY	CONSTRUCT 4-LANE BLVD W/ SEWERS, SIGNALS, TURN LANES
7669	HOLLISTER DR	
B40402	BOURGEOIS RD	
FY2009	WEST GREENS RD	
	6/1/2009	

Year of Expenditure (YOE) Project Cost Information:

Fund Cat	Federal	State	Local	Total
LOCAL	---	---	\$3,200,000	\$3,200,000
YOE Cost:	---	---	\$3,200,000	\$3,200,000

HOUSTON-GALVESTON MPO
2011-2014 TRANSPORTATION IMPROVEMENT PROGRAM
PROGRESS FROM 2008-2011 TRANSPORTATION IMPROVEMENT PROGRAM

COUNTY
CSJ NUMBER
MPO ID
SPONSOR ID
FISCAL YEAR

SPONSOR
STREET
FROM LIMIT
TO LIMIT
LET DATE

HARRIS COUNTY PROJECTS

Grouped by County and Sorted by Street, CSJ Number and MPOID

PROJECT DESCRIPTION

HARRIS	GREATER SOUTHEAST MANAGEMENT DISTRICT	PEDESTRIAN IMPROVEMENTS
0912-72-145	HOLMAN	
11972	DELANO	
	ENNIS	
FY2008	9/1/2007	

Year of Expenditure (YOE) Project Cost Information:

Fund Cat	Federal	State	Local	Total
5	\$108,000	---	\$27,000	\$135,000
YOE Cost:	\$108,000	---	\$27,000	\$135,000

HARRIS	METRO	CAPITALIZED PREVENTIVE MAINTENANCE (FY 2008)
	HOUSTON	
12918		
FY2008	10/1/2007	

Year of Expenditure (YOE) Project Cost Information:

Fund Cat	Federal	State	Local	Total
5307	\$43,361,500	---	\$10,840,375	\$54,201,875
YOE Cost:	\$43,361,500	---	\$10,840,375	\$54,201,875

HARRIS	METRO	ADA PARATRANSIT EXPENSE (FY 2008)
	HOUSTON	
12923		
FY2008	10/1/2007	

Year of Expenditure (YOE) Project Cost Information:

Fund Cat	Federal	State	Local	Total
5307	\$6,441,900	---	\$1,610,475	\$8,052,375
YOE Cost:	\$6,441,900	---	\$1,610,475	\$8,052,375

HARRIS	GREATER SOUTHEAST MANAGEMENT DISTRICT	DESIGN/CONSTRUCT STREETScape IMPROVEMENTS FOR
0912-00-346	HOUSTON GREATER SOUTHEAST MANAGEMENT DIST	PEDESTRIAN ACCESS TO BUS SERVICE AND FACILITIES
13522	VA	
	VA	
FY2008	9/1/2007	

Year of Expenditure (YOE) Project Cost Information:

Fund Cat	Federal	State	Local	Total
10	\$800,000	---	\$200,000	\$1,000,000
LOCAL CONT	---	---	\$40,000	\$40,000
YOE Cost:	\$800,000	---	\$240,000	\$1,040,000

**HOUSTON-GALVESTON MPO
2011-2014 TRANSPORTATION IMPROVEMENT PROGRAM
PROGRESS FROM 2008-2011 TRANSPORTATION IMPROVEMENT PROGRAM**

COUNTY	SPONSOR	PROJECT DESCRIPTION
CSJ NUMBER	STREET	
MPO ID	FROM LIMIT	
SPONSOR ID	TO LIMIT	
FISCAL YEAR	LET DATE	
HARRIS	CITY OF HOUSTON	HIKE AND BIKE TRAIL (HOUSTON HERITAGE CORRIDOR
0912-71-505	HOUSTON HERITAGE CORRIDOR BAYOU TRAIL	BAYOU TRAILS WEST, SEGMENT 1)
3066	HOUSTON HERITAGE CORR-RR TRESTLE	
N-000420-017	JOHNNY GOYEN PK ALONG WHITE OAK BAYOU HIKE &	
FY2009	5/1/2010	

Year of Expenditure (YOE) Project Cost Information:

Fund Cat	Federal	State	Local	Total
5	\$3,078,906	---	\$769,727	\$3,848,633
7	\$353,450	---	\$88,363	\$441,813
LOCAL CONT	---	---	\$171,618	\$171,618
YOE Cost:	\$3,432,356	---	\$1,029,708	\$4,462,064

HARRIS	CITY OF HOUSTON	HIKE AND BIKE TRAIL (HOUSTON HERITAGE CORRIDOR
0912-71-822	HOUSTON HERITAGE CORRIDOR BAYOU TRAIL	BAYOU TRAILS EAST, SEGMENT 1)
10930	HOUSTON HERITAGE CORR-RR TRESTLE	
N-000420-17A-2	MCKEE ST	
FY2010	11/1/2009	

Year of Expenditure (YOE) Project Cost Information:

Fund Cat	Federal	State	Local	Total
5	\$1,586,745	---	\$396,686	\$1,983,431
7	\$161,934	---	\$40,484	\$202,418
LOCAL CONT	---	---	\$87,434	\$87,434
YOE Cost:	\$1,748,679	---	\$524,604	\$2,273,283

HARRIS	CITY OF HOUSTON	INSTALL TRAFFIC SIGNAL COMMUNICATIONS TO
11692	HOUSTON TRANSTAR	INTERCONNECT SIGNALS TO HOUSTON TRANSTAR
	AT 6922 KATY RD	
FY2008	9/1/2007	

Year of Expenditure (YOE) Project Cost Information:

Fund Cat	Federal	State	Local	Total
LOCAL	---	---	\$15,000,000	\$15,000,000
YOE Cost:	---	---	\$15,000,000	\$15,000,000

HARRIS	METRO	FIXED GUIDEWAY MODERNIZATION - TRANSTAR
14366	HOUSTON TRANSTAR	INTEGRATION
	AT 6922 KATY RD	
FY2008	9/1/2007	

Year of Expenditure (YOE) Project Cost Information:

Fund Cat	Federal	State	Local	Total
LOCAL	---	---	\$1,437,000	\$1,437,000
YOE Cost:	---	---	\$1,437,000	\$1,437,000

HOUSTON-GALVESTON MPO
2011-2014 TRANSPORTATION IMPROVEMENT PROGRAM
PROGRESS FROM 2008-2011 TRANSPORTATION IMPROVEMENT PROGRAM

COUNTY
CSJ NUMBER
MPO ID
SPONSOR ID
FISCAL YEAR

SPONSOR
STREET
FROM LIMIT
TO LIMIT
LET DATE

HARRIS COUNTY PROJECTS

Grouped by County and Sorted by Street, CSJ Number and MPOID

PROJECT DESCRIPTION

HARRIS 0912-71-567 9858	TXDOT HOUSTON DISTRICT HOUSTON TRANSTAR AT 6922 KATY RD	TRAFFIC MANAGEMENT AND TRAVELER INFORMATION FOR CRITICAL ROADWAY LINKS WORK ORDER #15 (Non-letting)			
FY2010	9/1/2009				
Year of Expenditure (YOE) Project Cost Information:					
	Fund Cat	Federal	State	Local	Total
	10	\$1,552,312	\$388,078	---	\$1,940,390
	YOE Cost:	\$1,552,312	\$388,078	---	\$1,940,390
HARRIS 0912-71-570 9862	TXDOT HOUSTON DISTRICT HOUSTON TRANSTAR AT 6922 KATY RD	AUTOMATIC TRAFFIC MANAGEMENT IN FLOOD PRONE AREAS WORK ORDER #21 (Non-letting)			
FY2010	9/1/2009				
Year of Expenditure (YOE) Project Cost Information:					
	Fund Cat	Federal	State	Local	Total
	10	\$2,249,728	---	---	\$2,249,728
	YOE Cost:	\$2,249,728	---	---	\$2,249,728
HARRIS 0912-71-573 9865	TXDOT HOUSTON DISTRICT HOUSTON TRANSTAR AT 6922 KATY RD	CONDITION RESPONSIVE UPTOWN TRAVELER INFORMATION SYSTEM WORK ORDER #24			
FY2010	9/1/2009				
Year of Expenditure (YOE) Project Cost Information:					
	Fund Cat	Federal	State	Local	Total
	10	\$1,141,862	---	\$285,465	\$1,427,328
	YOE Cost:	\$1,141,862	---	\$285,465	\$1,427,328
HARRIS 0912-72-150 11965	TXDOT HOUSTON DISTRICT HOUSTON TRANSTAR AT 6922 KATY RD	2007 TRANSTAR CAPITAL UPGRADE FOR PURCHASE OF SOFTWARE AND HARDWARE			
FY2008	9/1/2007				
Year of Expenditure (YOE) Project Cost Information:					
	Fund Cat	Federal	State	Local	Total
	7	\$1,000,000	\$250,000	---	\$1,250,000
	YOE Cost:	\$1,000,000	\$250,000	---	\$1,250,000
HARRIS 0912-72-165 13686	TXDOT HOUSTON DISTRICT HOUSTON TRANSTAR AT 6922 KATY RD	ITS UPGRADES (FY 2009)			
FY2008	2/1/2008				
Year of Expenditure (YOE) Project Cost Information:					
	Fund Cat	Federal	State	Local	Total
	7	\$1,260,000	---	\$315,000	\$1,575,000
	YOE Cost:	\$1,260,000	---	\$315,000	\$1,575,000

**HOUSTON-GALVESTON MPO
2011-2014 TRANSPORTATION IMPROVEMENT PROGRAM
PROGRESS FROM 2008-2011 TRANSPORTATION IMPROVEMENT PROGRAM**

COUNTY	SPONSOR	PROJECT DESCRIPTION			
CSJ NUMBER	STREET				
MPO ID	FROM LIMIT				
SPONSOR ID	TO LIMIT				
FISCAL YEAR	LET DATE				
HARRIS	TXDOT HOUSTON DISTRICT	ITS UPGRADES (FY 2010)			
0912-72-166	HOUSTON TRANSTAR				
13687	AT 6922 KATY RD				
FY2008	2/1/2008				
Year of Expenditure (YOE) Project Cost Information:					
	Fund Cat	Federal	State	Local	Total
	7	\$1,323,000	\$330,750	---	\$1,653,750
	YOE Cost:	\$1,323,000	\$330,750	---	\$1,653,750
HARRIS	TXDOT HOUSTON DISTRICT	ITS CAPITAL UPGRADES (FY 2011)			
0912-72-167	HOUSTON TRANSTAR				
13688	AT 6922 KATY RD				
FY2008	2/1/2008				
Year of Expenditure (YOE) Project Cost Information:					
	Fund Cat	Federal	State	Local	Total
	7	\$1,458,608	\$364,652	---	\$1,823,259
	YOE Cost:	\$1,458,608	\$364,652	---	\$1,823,259
HARRIS	TXDOT HOUSTON DISTRICT	TRANSTAR COMMUNICATIONS TOWER			
0912-72-168	HOUSTON TRANSTAR				
13682	AT 6922 KATY RD				
FY2008	2/1/2008				
Year of Expenditure (YOE) Project Cost Information:					
	Fund Cat	Federal	State	Local	Total
	7	\$486,203	\$121,551	---	\$607,753
	YOE Cost:	\$486,203	\$121,551	---	\$607,753
HARRIS	TXDOT HOUSTON DISTRICT	INSTALL EMERGENCY GENERATOR			
0912-72-169	HOUSTON TRANSTAR				
13683	AT 6922 KATY RD				
FY2008	2/1/2008				
Year of Expenditure (YOE) Project Cost Information:					
	Fund Cat	Federal	State	Local	Total
	7	\$486,203	\$121,551	---	\$607,753
	YOE Cost:	\$486,203	\$121,551	---	\$607,753
HARRIS	TXDOT HOUSTON DISTRICT	UPGRADE TELEPHONE SWITCH			
0912-72-170	HOUSTON TRANSTAR				
13684	AT 6922 KATY RD				
FY2008	2/1/2008				
Year of Expenditure (YOE) Project Cost Information:					
	Fund Cat	Federal	State	Local	Total
	7	\$165,309	\$41,327	---	\$206,636
	YOE Cost:	\$165,309	\$41,327	---	\$206,636

HOUSTON-GALVESTON MPO
2011-2014 TRANSPORTATION IMPROVEMENT PROGRAM
PROGRESS FROM 2008-2011 TRANSPORTATION IMPROVEMENT PROGRAM

COUNTY
CSJ NUMBER
MPO ID
SPONSOR ID
FISCAL YEAR

SPONSOR
STREET
FROM LIMIT
TO LIMIT
LET DATE

HARRIS COUNTY PROJECTS

Grouped by County and Sorted by Street, CSJ Number and MPOID

PROJECT DESCRIPTION

HARRIS	TXDOT HOUSTON DISTRICT	INSTALL TELECONFERENCING, VIDEOCONFERENCING AND
0912-72-171	HOUSTON TRANSTAR	MANAGEMENT SYSTEM
13685	AT 6922 KATY RD	

FY2008 2/1/2008

Year of Expenditure (YOE) Project Cost Information:

Fund Cat	Federal	State	Local	Total
7	\$184,757	---	\$46,189	\$230,946
YOE Cost:	\$184,757	---	\$46,189	\$230,946

HARRIS	TXDOT HOUSTON DISTRICT	TRANSTAR EMERGENCY OPERATIONS CENTER EXPANSION
0912-72-174	HOUSTON TRANSTAR	
11968	AT 6922 KATY RD	

FY2008 1/1/2008

Year of Expenditure (YOE) Project Cost Information:

Fund Cat	Federal	State	Local	Total
7	\$6,300,000	\$1,575,000	---	\$7,875,000
YOE Cost:	\$6,300,000	\$1,575,000	---	\$7,875,000

HARRIS	TXDOT HOUSTON DISTRICT	TRANSTAR OPERATIONS AND MANAGEMENT
0912-72-175	HOUSTON TRANSTAR	
11970	AT 6922 KATY RD	

FY2008 1/1/2008

Year of Expenditure (YOE) Project Cost Information:

Fund Cat	Federal	State	Local	Total
7	\$1,575,000	---	\$393,750	\$1,968,750
YOE Cost:	\$1,575,000	---	\$393,750	\$1,968,750

HARRIS	CITY OF HOUSTON	INSTALL TRAFFIC SIGNAL COMMUNICATIONS (FIBER,
0912-72-197	HOUSTON TRANSTAR	WIRELESS
11691	AT 6922 KATY RD	HARDWARE, ETC)

FY2010 9/1/2009

Year of Expenditure (YOE) Project Cost Information:

Fund Cat	Federal	State	Local	Total
5	\$3,076,467	---	\$769,117	\$3,845,584
LOCAL CONT	---	---	\$11,154,416	\$11,154,416
YOE Cost:	\$3,076,467	---	\$11,923,533	\$15,000,000

HARRIS	TXDOT HOUSTON DISTRICT	RECONSTRUCT ROADWAY
0271-07-301	IH 10 E	
14584	IH 45 N	
	WHITE OAK BAYOU BRIDGE	

FY2009 8/1/2009

Year of Expenditure (YOE) Project Cost Information:

Fund Cat	Federal	State	Local	Total
ARRA	\$10,000,000	---	---	\$10,000,000
YOE Cost:	\$10,000,000	---	---	\$10,000,000

**HOUSTON-GALVESTON MPO
2011-2014 TRANSPORTATION IMPROVEMENT PROGRAM
PROGRESS FROM 2008-2011 TRANSPORTATION IMPROVEMENT PROGRAM**

COUNTY	SPONSOR	PROJECT DESCRIPTION			
CSJ NUMBER	STREET				
MPO ID	FROM LIMIT				
SPONSOR ID	TO LIMIT				
FISCAL YEAR	LET DATE				
HARRIS	TXDOT HOUSTON DISTRICT	REPLACING PAVEMENT AND PARTIAL WIDEN			
0508-01-292	IH 10 E				
7049	0.1 MI E OF MAGNOLIA ST				
	0.25 MI E OF SP 330				
FY2008	12/1/2007				
Year of Expenditure (YOE) Project Cost Information:					
	Fund Cat	Federal	State	Local	Total
	1	\$11,846,226	\$2,961,556	---	\$14,807,782
	11	\$4,320,000	\$1,080,000	---	\$5,400,000
	YOE Cost:	\$16,166,226	\$4,041,556	---	\$20,207,782
HARRIS	TXDOT HOUSTON DISTRICT	CONSTRUCT AUXILIARY LANES, MILLING AND OVERLAY ON			
0508-01-298	IH 10 E	FRONTAGE ROADS			
7408	HOLLAND				
	FEDERAL RD				
FY2008	11/1/2007				
Year of Expenditure (YOE) Project Cost Information:					
	Fund Cat	Federal	State	Local	Total
	1	\$2,707,314	\$676,828	---	\$3,384,143
	YOE Cost:	\$2,707,314	\$676,828	---	\$3,384,143
HARRIS	TXDOT HOUSTON DISTRICT	ACP MILLING OVERLAY MAIN LANES AND FRONTAGE ROADS			
0508-01-300	IH 10 E	AND PAVEMENT MARKINGS			
10204	OATES				
	FRANKIE				
FY2008	11/1/2007				
Year of Expenditure (YOE) Project Cost Information:					
	Fund Cat	Federal	State	Local	Total
	1	\$2,421,120	\$605,280	---	\$3,026,400
	YOE Cost:	\$2,421,120	\$605,280	---	\$3,026,400
HARRIS	TXDOT HOUSTON DISTRICT	FENDER SYSTEM AND SUPPORT COLUMN PROTECTION			
0508-01-309	IH 10 E	SYSTEM			
11281	AT SAN JACINTO RIVER				
FY2008	10/1/2007				
Year of Expenditure (YOE) Project Cost Information:					
	Fund Cat	Federal	State	Local	Total
	6	\$3,461,120	\$865,280	---	\$4,326,400
	YOE Cost:	\$3,461,120	\$865,280	---	\$4,326,400
HARRIS	TXDOT HOUSTON DISTRICT	REHABILITATE BRIDGE AND APPROACHES from 4 TO 6 LANE			
0508-01-310	IH 10 E	EASTBOUND FRONTAGE ROADS			
11282	AT HUNTING BAYOU				
FY2008	11/1/2007				
Year of Expenditure (YOE) Project Cost Information:					
	Fund Cat	Federal	State	Local	Total
	6	\$915,200	\$228,800	---	\$1,144,000
	YOE Cost:	\$915,200	\$228,800	---	\$1,144,000

HOUSTON-GALVESTON MPO
2011-2014 TRANSPORTATION IMPROVEMENT PROGRAM
PROGRESS FROM 2008-2011 TRANSPORTATION IMPROVEMENT PROGRAM

COUNTY
CSJ NUMBER
MPO ID
SPONSOR ID
FISCAL YEAR

SPONSOR
STREET
FROM LIMIT
TO LIMIT
LET DATE

HARRIS COUNTY PROJECTS

Grouped by County and Sorted by Street, CSJ Number and MPOID

PROJECT DESCRIPTION

HARRIS	TXDOT HOUSTON DISTRICT	REHABILITATE BRIDGE & APPROACHES from 4 TO 6 LANE
0508-01-316	IH 10 E	WESTBOUND FRONTAGE ROADS
11290	AT HUNTING BAYOU	

FY2008 11/1/2007

Year of Expenditure (YOE) Project Cost Information:

Fund Cat	Federal	State	Local	Total
6	\$915,200	\$228,800	---	\$1,144,000
YOE Cost:	\$915,200	\$228,800	---	\$1,144,000

HARRIS	TXDOT HOUSTON DISTRICT	REHABILITATE PUMP STATION
0508-01-319	IH 10 E	
14133	AT MCCARTY RD	

FY2010 12/1/2009

Year of Expenditure (YOE) Project Cost Information:

Fund Cat	Federal	State	Local	Total
1	\$660,688	\$165,172	---	\$825,860
10	\$750,000	---	---	\$750,000
YOE Cost:	\$1,410,688	\$165,172	---	\$1,575,860

HARRIS	TXDOT HOUSTON DISTRICT	LANDSCAPE DEVELOPMENT
0508-01-322	IH 10 E	
14021	US 59	
	GELLHORN	

FY2008 11/1/2007

Year of Expenditure (YOE) Project Cost Information:

Fund Cat	Federal	State	Local	Total
10	\$1,331,200	\$332,800	---	\$1,664,000
YOE Cost:	\$1,331,200	\$332,800	---	\$1,664,000

HARRIS	TXDOT HOUSTON DISTRICT	LANDSCAPE DEVELOPMENT
0508-01-323	IH 10 E	
14022	IH 610 E	
	BW 8	

FY2009 7/1/2009

Year of Expenditure (YOE) Project Cost Information:

Fund Cat	Federal	State	Local	Total
10	\$925,695	\$231,423	---	\$1,157,119
YOE Cost:	\$925,695	\$231,423	---	\$1,157,119

HARRIS	TXDOT HOUSTON DISTRICT	LANDSCAPE DEVELOPMENT
0508-01-324	IH 10 E	
14023	BW 8 E	
	SP 330	

FY2008 3/1/2008

Year of Expenditure (YOE) Project Cost Information:

Fund Cat	Federal	State	Local	Total
10	\$832,000	\$208,000	---	\$1,040,000
YOE Cost:	\$832,000	\$208,000	---	\$1,040,000

**HOUSTON-GALVESTON MPO
2011-2014 TRANSPORTATION IMPROVEMENT PROGRAM
PROGRESS FROM 2008-2011 TRANSPORTATION IMPROVEMENT PROGRAM**

COUNTY	SPONSOR	PROJECT DESCRIPTION			
CSJ NUMBER	STREET				
MPO ID	FROM LIMIT				
SPONSOR ID	TO LIMIT				
FISCAL YEAR	LET DATE				
HARRIS	TXDOT HOUSTON DISTRICT	LANDSCAPE DEVELOPMENT			
0508-01-325	IH 10 E				
14024	AT BW 8 E				
FY2008	9/1/2007				
Year of Expenditure (YOE) Project Cost Information:					
	Fund Cat	Federal	State	Local	Total
	10	\$1,664,000	\$416,000	---	\$2,080,000
	YOE Cost:	\$1,664,000	\$416,000	---	\$2,080,000
HARRIS	TXDOT HOUSTON DISTRICT	CONSTRUCT 2 DIRECT CONNECTORS (WB-SB, NB-EB)			
0271-06-110	IH 10 W				
14653	AT SH 99				
FY2010	4/1/2010				
Year of Expenditure (YOE) Project Cost Information:					
	Fund Cat	Federal	State	Local	Total
	ARRA	\$30,000,000	---	---	\$30,000,000
	10	\$3,204,720	\$801,180	---	\$4,005,900
	YOE Cost:	\$33,204,720	\$801,180	---	\$34,005,900
HARRIS	TXDOT HOUSTON DISTRICT	SIGNING AND STRIPING			
0271-07-092	IH 10 W				
12943	E OF BARKER CYPRESS				
	E OF WASHINGTON AVE				
FY2008	6/1/2008				
Year of Expenditure (YOE) Project Cost Information:					
	Fund Cat	Federal	State	Local	Total
	2	\$1,920,000	\$480,000	---	\$2,400,000
	LOCAL CONT	---	---	\$8,728,000	\$8,728,000
	YOE Cost:	\$1,920,000	\$480,000	\$8,728,000	\$11,128,000
HARRIS	TXDOT HOUSTON DISTRICT	DETENTION PONDS			
0271-07-101	IH 10 W				
12952	AT E & W OF RUMMEL CREEK TRIBUTARY				
FY2008	9/1/2007				
Year of Expenditure (YOE) Project Cost Information:					
	Fund Cat	Federal	State	Local	Total
	2	\$1,936,594	\$484,149	---	\$2,420,743
	LOCAL CONT	---	---	\$96,829	\$96,829
	YOE Cost:	\$1,936,594	\$484,149	\$96,829	\$2,517,572

**HOUSTON-GALVESTON MPO
2011-2014 TRANSPORTATION IMPROVEMENT PROGRAM
PROGRESS FROM 2008-2011 TRANSPORTATION IMPROVEMENT PROGRAM**

COUNTY
CSJ NUMBER
MPO ID
SPONSOR ID
FISCAL YEAR

SPONSOR
STREET
FROM LIMIT
TO LIMIT
LET DATE

HARRIS COUNTY PROJECTS

Grouped by County and Sorted by Street, CSJ Number and MPOID

PROJECT DESCRIPTION

HARRIS	TXDOT HOUSTON DISTRICT	WIDEN AND RECONSTRUCT TO TWO 3-LANE FRONTAGE
0271-07-242	IH 10 W	ROADS WITH BRIDGES AT WHITE OAK BAYOU
6054	WASHINGTON AVE	
	TAYLOR ST	
FY2010	1/6/2010	

Year of Expenditure (YOE) Project Cost Information:

Fund Cat	Federal	State	Local	Total
ARRA	\$55,805,310	---	---	\$55,805,310
YOE Cost:	\$55,805,310	---	---	\$55,805,310

HARRIS	TXDOT HOUSTON DISTRICT	RIGHT OF WAY ACQUISITION
0271-07-260	IH 10 W	
10383	0.41 MI W OF WASHINGTON AVE	
	TAYLOR ST	
FY2003	1/1/2010	

Year of Expenditure (YOE) Project Cost Information:

Fund Cat	Federal	State	Local	Total
2	\$340,000	\$85,000	---	\$425,000
YOE Cost:	\$340,000	\$85,000	---	\$425,000

HARRIS	TXDOT HOUSTON DISTRICT	REHABILITATE BRIDGE & APPROACHES
0271-07-278	IH 10 W	
11237	WB FR AT WHITE OAK BAYOU	
FY2010	1/6/2010	

Year of Expenditure (YOE) Project Cost Information:

Fund Cat	Federal	State	Local	Total
ARRA	\$575,017	---	---	\$575,017
YOE Cost:	\$575,017	---	---	\$575,017

HARRIS	TXDOT HOUSTON DISTRICT	REHABILITATE BRIDGE AND APPROACHES
0271-07-282	IH 10 W	
11238	AT DURHAM	
FY2010	1/6/2010	

Year of Expenditure (YOE) Project Cost Information:

Fund Cat	Federal	State	Local	Total
ARRA	\$346,747	---	---	\$346,747
YOE Cost:	\$346,747	---	---	\$346,747

HARRIS	TXDOT HOUSTON DISTRICT	REHABILITATE BRIDGE AND APPROACHES
0271-07-283	IH 10 W	
11239	EB FR AT WHITE OAK BAYOU	
FY2010	1/6/2010	

Year of Expenditure (YOE) Project Cost Information:

Fund Cat	Federal	State	Local	Total
ARRA	\$1,306,918	---	---	\$1,306,918
YOE Cost:	\$1,306,918	---	---	\$1,306,918

**HOUSTON-GALVESTON MPO
2011-2014 TRANSPORTATION IMPROVEMENT PROGRAM
PROGRESS FROM 2008-2011 TRANSPORTATION IMPROVEMENT PROGRAM**

COUNTY	SPONSOR	PROJECT DESCRIPTION			
CSJ NUMBER	STREET				
MPO ID	FROM LIMIT				
SPONSOR ID	TO LIMIT				
FISCAL YEAR	LET DATE				
HARRIS	TXDOT HOUSTON DISTRICT	REHABILITATE BRIDGE AND APPROACHES			
0271-07-284	IH 10 W				
11240	AT SHEPHERD DR				
FY2010	1/6/2010				
Year of Expenditure (YOE) Project Cost Information:					
	Fund Cat	Federal	State	Local	Total
	ARRA	\$335,778	---	---	\$335,778
	YOE Cost:	\$335,778	---	---	\$335,778
HARRIS	TXDOT HOUSTON DISTRICT	CONSTRUCT DRAINAGE AND DETENTION FACILITIES			
0271-07-292	IH 10 W				
13441	AT WHITE OAK BAYOU				
FY2010	8/1/2010				
Year of Expenditure (YOE) Project Cost Information:					
	Fund Cat	Federal	State	Local	Total
	7	\$6,710,970	\$1,677,743	---	\$8,388,713
	YOE Cost:	\$6,710,970	\$1,677,743	---	\$8,388,713
HARRIS	TXDOT HOUSTON DISTRICT	RECONSTRUCT ROADWAY			
0508-01-329	IH 10 W				
14579	WHITE OAK BAYOU BRIDGE				
	US 59				
FY2009	8/1/2009				
Year of Expenditure (YOE) Project Cost Information:					
	Fund Cat	Federal	State	Local	Total
	ARRA	\$17,000,000	---	---	\$17,000,000
	YOE Cost:	\$17,000,000	---	---	\$17,000,000
HARRIS	TXDOT HOUSTON DISTRICT	SHOULDER & EDGE REPAIR, FULL DEPTH REPAIR, BRIDGE & ARMOR JOINT REPAIR, LONGITUDINAL JOINT & CRACK SEALING			
0912-72-062	IH 10, 45 & 610; US 59 & US 290				
13995	VA				
	VA				
FY2008	1/1/2008				
Year of Expenditure (YOE) Project Cost Information:					
	Fund Cat	Federal	State	Local	Total
	1	\$1,987,648	\$496,912	---	\$2,484,560
	YOE Cost:	\$1,987,648	\$496,912	---	\$2,484,560
HARRIS	TXDOT HOUSTON DISTRICT	MISCELLANEOUS BRIDGE REPAIRS			
0912-72-108	IH 45 AND FM 2100				
13996	VA				
	VA				
FY2008	5/1/2008				
Year of Expenditure (YOE) Project Cost Information:					
	Fund Cat	Federal	State	Local	Total
	11	\$720,000	\$180,000	---	\$900,000
	YOE Cost:	\$720,000	\$180,000	---	\$900,000

HOUSTON-GALVESTON MPO
2011-2014 TRANSPORTATION IMPROVEMENT PROGRAM
PROGRESS FROM 2008-2011 TRANSPORTATION IMPROVEMENT PROGRAM

COUNTY
CSJ NUMBER
MPO ID
SPONSOR ID
FISCAL YEAR

SPONSOR
STREET
FROM LIMIT
TO LIMIT
LET DATE

HARRIS COUNTY PROJECTS

Grouped by County and Sorted by Street, CSJ Number and MPOID

PROJECT DESCRIPTION

HARRIS	TXDOT HOUSTON DISTRICT	PAVEMENT MARKINGS
0110-05-115	IH 45 N	
14567	CYPRESSWOOD DR	
	MONTGOMERY C/L	
FY2010	9/1/2009	

Year of Expenditure (YOE) Project Cost Information:

Fund Cat	Federal	State	Local	Total
1	---	\$280,000	---	\$280,000
YOE Cost:	---	\$280,000	---	\$280,000

HARRIS	TXDOT HOUSTON DISTRICT	PAVEMENT MARKINGS
0110-05-116	IH 45 N	
14568	CYPRESSWOOD DR	
	N OF BW 8	
FY2010	9/1/2009	

Year of Expenditure (YOE) Project Cost Information:

Fund Cat	Federal	State	Local	Total
ARRA	\$240,981	---	---	\$240,981
YOE Cost:	\$240,981	---	---	\$240,981

HARRIS	TXDOT HOUSTON DISTRICT	PAVEMENT MARKINGS
0110-06-130	IH 45 N	
14569	N OF BW 8	
	S OF BW 8	
FY2010	9/1/2009	

Year of Expenditure (YOE) Project Cost Information:

Fund Cat	Federal	State	Local	Total
ARRA	\$103,972	---	---	\$103,972
YOE Cost:	\$103,972	---	---	\$103,972

HARRIS	TXDOT HOUSTON DISTRICT	BASE REPAIR, MILLING AND OVERLAY
0500-03-551	IH 45 N	
13888	AT PATTON & CALVACADE INTERSECTIONS	
FY2008	9/1/2007	

Year of Expenditure (YOE) Project Cost Information:

Fund Cat	Federal	State	Local	Total
1	\$307,840	\$76,960	---	\$384,800
YOE Cost:	\$307,840	\$76,960	---	\$384,800

HARRIS	TXDOT HOUSTON DISTRICT	IH 45N/N HARDY CORRIDOR STUDY
0912-00-237	IH 45 N	
10998	US 59 AT SP 527 TO IH 45 IN CBD	
	IH 45N IN MONTGOMERY CO AT THE WOODLANDS	
FY2008	5/1/2008	

Year of Expenditure (YOE) Project Cost Information:

Fund Cat	Federal	State	Local	Total
11	\$800,000	\$200,000	---	\$1,000,000
LOCAL CONT	---	---	\$1,300,000	\$1,300,000
YOE Cost:	\$800,000	\$200,000	\$1,300,000	\$2,300,000

**HOUSTON-GALVESTON MPO
2011-2014 TRANSPORTATION IMPROVEMENT PROGRAM
PROGRESS FROM 2008-2011 TRANSPORTATION IMPROVEMENT PROGRAM**

COUNTY	SPONSOR	PROJECT DESCRIPTION			
CSJ NUMBER	STREET				
MPO ID	FROM LIMIT				
SPONSOR ID	TO LIMIT				
FISCAL YEAR	LET DATE				
HARRIS	TXDOT HOUSTON DISTRICT	LANDSCAPE DEVELOPMENT			
0912-70-012	IH 45 N				
14034	HARRIS/MONTGOMERY C/L				
	US 59				
FY2009	1/1/2009				
Year of Expenditure (YOE) Project Cost Information:					
	Fund Cat	Federal	State	Local	Total
	10	\$822,016	\$205,504	---	\$1,027,520
	YOE Cost:	\$822,016	\$205,504	---	\$1,027,520
HARRIS	TXDOT HOUSTON DISTRICT	CLEAN AND PAINT EXISTING STRUCTURE			
0500-03-552	IH 45 S				
14129	OVER CLEAR CREEK				
FY2008	4/1/2008				
Year of Expenditure (YOE) Project Cost Information:					
	Fund Cat	Federal	State	Local	Total
	11	\$93,184	\$23,296	---	\$116,480
	YOE Cost:	\$93,184	\$23,296	---	\$116,480
HARRIS	TXDOT HOUSTON DISTRICT	LANDSCAPE DEVELOPMENT			
0500-03-555	IH 45 S				
14018	US 59				
	BW 8 S				
FY2009	1/1/2009				
Year of Expenditure (YOE) Project Cost Information:					
	Fund Cat	Federal	State	Local	Total
	10	\$951,808	\$237,952	---	\$1,189,760
	YOE Cost:	\$951,808	\$237,952	---	\$1,189,760
HARRIS	TXDOT HOUSTON DISTRICT	ROADWAY FLOODING IMPROVEMENT PROJECT			
0500-03-563	IH 45 S				
13535	AT TELLEPSEN				
FY2010	2/1/2010				
Year of Expenditure (YOE) Project Cost Information:					
	Fund Cat	Federal	State	Local	Total
	10	\$1,485,000	---	---	\$1,485,000
	LOCAL CONT	---	---	\$60,000	\$60,000
	YOE Cost:	\$1,485,000	---	\$60,000	\$1,545,000
HARRIS	TXDOT HOUSTON DISTRICT	SHOULDER, FULL DEPTH AND BRIDGE DECK REPAIR ON CONNECTORS			
0271-14-215	IH 610				
13912	AT IH 45 N				
FY2009	2/1/2009				
Year of Expenditure (YOE) Project Cost Information:					
	Fund Cat	Federal	State	Local	Total
	1	\$3,404,876	\$851,219	---	\$4,256,096
	LOCAL CONT	---	---	\$65,000	\$65,000
	YOE Cost:	\$3,404,876	\$851,219	\$65,000	\$4,321,096

HOUSTON-GALVESTON MPO
2011-2014 TRANSPORTATION IMPROVEMENT PROGRAM
PROGRESS FROM 2008-2011 TRANSPORTATION IMPROVEMENT PROGRAM

COUNTY
CSJ NUMBER
MPO ID
SPONSOR ID
FISCAL YEAR

SPONSOR
STREET
FROM LIMIT
TO LIMIT
LET DATE

HARRIS COUNTY PROJECTS

Grouped by County and Sorted by Street, CSJ Number and MPOID

PROJECT DESCRIPTION

HARRIS	TXDOT HOUSTON DISTRICT	RECONSTRUCT ROADWAY
0271-14-223	IH 610	
14578	E OF ELLA BLVD	
	IH 45	
FY2009	7/1/2009	

Year of Expenditure (YOE) Project Cost Information:

Fund Cat	Federal	State	Local	Total
ARRA	\$43,000,000	---	---	\$43,000,000
YOE Cost:	\$43,000,000	---	---	\$43,000,000

HARRIS	TXDOT HOUSTON DISTRICT	LANDSCAPE DEVELOPMENT
0271-15-085	IH 610	
14016	MARKET ST	
	PORT OF HOUSTON	
FY2008	11/1/2007	

Year of Expenditure (YOE) Project Cost Information:

Fund Cat	Federal	State	Local	Total
10	\$2,163,200	\$540,800	---	\$2,704,000
YOE Cost:	\$2,163,200	\$540,800	---	\$2,704,000

HARRIS	TXDOT HOUSTON DISTRICT	LANDSCAPE DEVELOPMENT
0271-16-128	IH 610	
14017	BEECHNUT	
	0.5 MI EAST OF FM 865	
FY2008	3/1/2008	

Year of Expenditure (YOE) Project Cost Information:

Fund Cat	Federal	State	Local	Total
10	\$832,000	\$208,000	---	\$1,040,000
YOE Cost:	\$832,000	\$208,000	---	\$1,040,000

HARRIS	TXDOT HOUSTON DISTRICT	NOISE WALL CONTRACT 7
0271-17-151	IH 610	
12953	S OF WOODWAY	
	N OF IH 10	
FY2008	9/1/2007	

Year of Expenditure (YOE) Project Cost Information:

Fund Cat	Federal	State	Local	Total
2	\$552,499	\$138,125	---	\$690,624
LOCAL CONT	---	---	\$27,624	\$27,624
YOE Cost:	\$552,499	\$138,125	\$27,624	\$718,248

HARRIS	TXDOT HOUSTON DISTRICT	LANDSCAPE DEVELOPMENT
0912-70-011	IH 610	
14033	PORT OF HOUSTON	
	FM 865	
FY2008	7/1/2008	

Year of Expenditure (YOE) Project Cost Information:

Fund Cat	Federal	State	Local	Total
10	\$832,000	\$208,000	---	\$1,040,000
YOE Cost:	\$832,000	\$208,000	---	\$1,040,000

**HOUSTON-GALVESTON MPO
2011-2014 TRANSPORTATION IMPROVEMENT PROGRAM
PROGRESS FROM 2008-2011 TRANSPORTATION IMPROVEMENT PROGRAM**

COUNTY	SPONSOR	PROJECT DESCRIPTION			
CSJ NUMBER	STREET				
MPO ID	FROM LIMIT				
SPONSOR ID	TO LIMIT				
FISCAL YEAR	LET DATE				
HARRIS	TXDOT HOUSTON DISTRICT	ITS IMPROVEMENTS			
0912-72-118	IH 610				
14154	VA				
	VA				
FY2009	4/1/2009				
Year of Expenditure (YOE) Project Cost Information:					
	Fund Cat	Federal	State	Local	Total
	1	\$384,000	\$96,000	---	\$480,000
	5	\$412,000	\$103,000	---	\$515,000
	YOE Cost:	\$796,000	\$199,000	---	\$995,000
HARRIS	CITY OF HOUSTON	LANDSCAPING: GULFGATE FREEWAY ENHANCEMENT-TIRZ 8 & GULFGATE REDEVELOPMENT AUTHORITY IN CITY OF HOUSTON			
0912-71-804	IH 610 S & REVELLE				
10344	TELEPHONE RD TO SH 35 ON IH 610				
	IH 610 S TO WINKLER DR ON REVELLE				
FY2009	1/1/2009				
Year of Expenditure (YOE) Project Cost Information:					
	Fund Cat	Federal	State	Local	Total
	9	\$1,546,042	---	\$386,511	\$1,932,553
	YOE Cost:	\$1,546,042	---	\$386,511	\$1,932,553
HARRIS	HARRIS COUNTY	CONSTRUCT 4-LANE UNDIVIDED CONCRETE BLVD SECTION			
	JONES RD				
13824	US 290				
B40406	FM 529				
FY2011	3/1/2010				
Year of Expenditure (YOE) Project Cost Information:					
	Fund Cat	Federal	State	Local	Total
	LOCAL	---	---	\$4,800,000	\$4,800,000
	YOE Cost:	---	---	\$4,800,000	\$4,800,000
HARRIS	HARRIS COUNTY	CONSTRUCT 4-LANE UNDIVIDED CONCRETE BLVD SECTION			
	KATY-FORT BEND RD				
643	MORTON RD				
B30409	FRANZ RD				
FY2009	8/1/2009				
Year of Expenditure (YOE) Project Cost Information:					
	Fund Cat	Federal	State	Local	Total
	LOCAL	---	---	\$5,800,000	\$5,800,000
	YOE Cost:	---	---	\$5,800,000	\$5,800,000
HARRIS	HARRIS COUNTY	WIDEN TO 4-LANE CONCRETE BLVD SECTION W/ STORM SEWER AND SIGNALS			
	KATY-FORT BEND RD				
6013	COLONIAL PKWY				
B30027	IH 10				
FY2009	8/1/2009				
Year of Expenditure (YOE) Project Cost Information:					
	Fund Cat	Federal	State	Local	Total
	LOCAL	---	---	\$3,200,000	\$3,200,000
	YOE Cost:	---	---	\$3,200,000	\$3,200,000

**HOUSTON-GALVESTON MPO
2011-2014 TRANSPORTATION IMPROVEMENT PROGRAM
PROGRESS FROM 2008-2011 TRANSPORTATION IMPROVEMENT PROGRAM**

COUNTY
CSJ NUMBER
MPO ID
SPONSOR ID
FISCAL YEAR

SPONSOR
STREET
FROM LIMIT
TO LIMIT
LET DATE

HARRIS COUNTY PROJECTS

Grouped by County and Sorted by Street, CSJ Number and MPOID

PROJECT DESCRIPTION

HARRIS	TXDOT HOUSTON DISTRICT	REPLACE BRIDGE (NBI# 12102AA0219001)
0912-72-056	KICKAPOO RD	
13991	AT SPRING CREEK	
FY2008	4/1/2008	

Year of Expenditure (YOE) Project Cost Information:

Fund Cat	Federal	State	Local	Total
6	\$515,008	\$64,376	\$64,376	\$643,760
YOE Cost:	\$515,008	\$64,376	\$64,376	\$643,760

HARRIS	HARRIS COUNTY	CONSTRUCT 4-LANE CONCRETE BLVD W/ SIGNALS
	KIETH HARROW BLVD	
13831	TAIN DR	
B30412	SH 6	
FY2008	6/1/2008	

Year of Expenditure (YOE) Project Cost Information:

Fund Cat	Federal	State	Local	Total
LOCAL	---	---	\$1,279,815	\$1,279,815
YOE Cost:	---	---	\$1,279,815	\$1,279,815

HARRIS	HARRIS COUNTY	WIDEN 2 TO 5-LANES (SEGMENT A)
	KUYKENDAHL RD	
8054	WILLOW CREEK	
B40304	FM 2920	
FY2010	5/1/2010	

Year of Expenditure (YOE) Project Cost Information:

Fund Cat	Federal	State	Local	Total
LOCAL	---	---	\$17,100,000	\$17,100,000
YOE Cost:	---	---	\$17,100,000	\$17,100,000

HARRIS	CITY OF HOUSTON	MILL AND OVERLAY
0912-70-025	LIBERTY RD	
14673	WACO ST	
	LOCKWOOD DR	
FY2010	3/1/2010	

Year of Expenditure (YOE) Project Cost Information:

Fund Cat	Federal	State	Local	Total
ARRA	\$280,000	---	---	\$280,000
LOCAL CONT	---	---	\$171,261	\$171,261
YOE Cost:	\$280,000	---	\$171,261	\$451,261

HARRIS	CITY OF HOUSTON	12' WIDE CONCRETE SHARED USE PATH: PHASE I SHARED
0912-71-800	LITTLE WHITE OAK BAYOU	USE PATH - TREES IN CITY OF HOUSTON
10349	CAVALCADE	
N-000420-36-2	SYLVESTER ST	
FY2008	7/1/2008	

Year of Expenditure (YOE) Project Cost Information:

Fund Cat	Federal	State	Local	Total
9	\$912,648	---	\$228,162	\$1,140,810
11	\$270,923	\$67,731	---	\$338,654
YOE Cost:	\$1,183,571	\$67,731	\$228,162	\$1,479,464

**HOUSTON-GALVESTON MPO
2011-2014 TRANSPORTATION IMPROVEMENT PROGRAM
PROGRESS FROM 2008-2011 TRANSPORTATION IMPROVEMENT PROGRAM**

COUNTY	SPONSOR	HARRIS COUNTY PROJECTS
CSJ NUMBER	STREET	Grouped by County and Sorted by Street, CSJ Number and MPOID
MPO ID	FROM LIMIT	
SPONSOR ID	TO LIMIT	
FISCAL YEAR	LET DATE	

HARRIS	CITY OF HOUSTON	WIDEN TO 4-LANE DIVIDED
0912-71-637	LITTLE YORK E	
4098	AIRLINE DR	
N-000531	HARDY TOLL ROAD	
FY2010	3/10/2010	

Year of Expenditure (YOE) Project Cost Information:

Fund Cat	Federal	State	Local	Total
ARRA	\$6,000,500	---	---	\$6,000,500
LOCAL	---	---	\$1	\$1
YOE Cost:	\$6,000,500	---	\$1	\$6,000,501

HARRIS	TXDOT HOUSTON DISTRICT	CONSTRUCT DETENTION POND
8004-12-006	LITTLE YORK RD	
13805	ALDINE-WESTFIELD OVER HALLS BAYOU, NW CORNER	
	NW CORNER	
FY2010	3/1/2010	

Year of Expenditure (YOE) Project Cost Information:

Fund Cat	Federal	State	Local	Total
ARRA	\$1,893,373	---	---	\$1,893,373
7	\$1	---	---	\$1
YOE Cost:	\$1,893,374	---	---	\$1,893,374

HARRIS	CITY OF HOUSTON	WIDEN TO 4-LANE DIVIDED
	LOCKWOOD DR	
5014	BENNINGTON	
N-000612	TIDWELL	
FY2009	8/1/2009	

Year of Expenditure (YOE) Project Cost Information:

Fund Cat	Federal	State	Local	Total
LOCAL	---	---	\$9,844,610	\$9,844,610
YOE Cost:	---	---	\$9,844,610	\$9,844,610

HARRIS	TXDOT HOUSTON DISTRICT	REPLACE BRIDGE (NBI# 12102AA0205001)
0912-72-055	LONGENBAUGH RD	
13990	AT BEAR CREEK	
FY2008	4/1/2008	

Year of Expenditure (YOE) Project Cost Information:

Fund Cat	Federal	State	Local	Total
6	\$337,792	\$42,224	\$42,224	\$422,240
YOE Cost:	\$337,792	\$42,224	\$42,224	\$422,240

HARRIS	CITY OF PASADENA	7500 LF OF THREE LANES; ONE WAY STREET INCLUDING WATER, SEWER, DRAINAGE, SIDEWALKS AND TRAFFIC SIGNALS
13664	MAIN ST	
S051	SH 225	
FY2010	SOUTHMORE	
	4/1/2010	

Year of Expenditure (YOE) Project Cost Information:

Fund Cat	Federal	State	Local	Total
LOCAL	---	---	\$9,748,000	\$9,748,000
YOE Cost:	---	---	\$9,748,000	\$9,748,000

HOUSTON-GALVESTON MPO
2011-2014 TRANSPORTATION IMPROVEMENT PROGRAM
PROGRESS FROM 2008-2011 TRANSPORTATION IMPROVEMENT PROGRAM

COUNTY
CSJ NUMBER
MPO ID
SPONSOR ID
FISCAL YEAR

SPONSOR
STREET
FROM LIMIT
TO LIMIT
LET DATE

HARRIS COUNTY PROJECTS

Grouped by County and Sorted by Street, CSJ Number and MPOID

PROJECT DESCRIPTION

HARRIS	CITY OF HOUSTON	Implement market study findings for TOD in Midtown, and provide
	MAIN ST	baseline data to meet public policy goals that can be used for
13678	MIDTOWN HOUSTON	proposed transit corridors in the region.

FY2008 9/1/2007

Year of Expenditure (YOE) Project Cost Information:

Fund Cat	Federal	State	Local	Total
LOCAL	---	---	\$200,000	\$200,000
YOE Cost:	---	---	\$200,000	\$200,000

HARRIS	METRO	CORRIDOR INTERMODAL FACILITY
	MAIN ST	
0912-72-048	AT IH 10	
13445		

FY2008 9/1/2007

Year of Expenditure (YOE) Project Cost Information:

Fund Cat	Federal	State	Local	Total
10	\$491,964	---	---	\$491,964
LOCAL CONT	---	---	\$19,678	\$19,678
YOE Cost:	\$491,964	---	\$19,678	\$511,642

HARRIS	HARRIS COUNTY	CONSTRUCT 2 NORTHBOUND LANES TO COMPLETE A 4-LANE
	MASON RD	CONCRETE BLVD SECTION
13858	SCHIEL RD	
B30407	MAPLE VILLAGE DR	
FY2009	9/1/2008	

Year of Expenditure (YOE) Project Cost Information:

Fund Cat	Federal	State	Local	Total
LOCAL	---	---	\$2,890,249	\$2,890,249
YOE Cost:	---	---	\$2,890,249	\$2,890,249

HARRIS	GREATER SOUTHEAST MANAGEMENT DISTRICT	MCGOWAN PHASE PEDESTRIAN STREETSCAPE
	MCGOWEN ST	IMPROVEMENTS (RAMPS, SIDEWALKS, SHELTERS,
13660	SH 288	LANDSCAPING AND LIGHTING)
	SCOTT ST	
FY2010	4/1/2010	

Year of Expenditure (YOE) Project Cost Information:

Fund Cat	Federal	State	Local	Total
5	\$691,200	---	\$172,800	\$864,000
YOE Cost:	\$691,200	---	\$172,800	\$864,000

HARRIS	MIDTOWN MANAGEMENT DISTRICT	MIDTOWN MASTER PLAN PHASE 4 (PE, DESIGN,
	MCGOWEN ST	CONSTRUCTION OF PED/TRANSIT ACCESS IMPROVEMENTS)
0912-72-193	SMITH ST	
13659	HAMILTON ST	
FY2009	3/1/2009	

Year of Expenditure (YOE) Project Cost Information:

Fund Cat	Federal	State	Local	Total
5	\$800,000	---	\$200,000	\$1,000,000
YOE Cost:	\$800,000	---	\$200,000	\$1,000,000

**HOUSTON-GALVESTON MPO
2011-2014 TRANSPORTATION IMPROVEMENT PROGRAM
PROGRESS FROM 2008-2011 TRANSPORTATION IMPROVEMENT PROGRAM**

COUNTY	SPONSOR	HARRIS COUNTY PROJECTS Grouped by County and Sorted by Street, CSJ Number and MPOID
CSJ NUMBER	STREET	
MPO ID	FROM LIMIT	
SPONSOR ID	TO LIMIT	
FISCAL YEAR	LET DATE	
		PROJECT DESCRIPTION

HARRIS	CITY OF HOUSTON	ROW ACQ, ENGR & CONSTRUCT OF TWO 24' CONCRETE ROADS W/ CURBS, SIDEWALKS, STREET LIGHTING & NECESSARY UNDERGROUND UTILITIES.
	MERCURY DR/OATES RD	
5021	WALLISVILLE RD	
N-000625	N OF US 90	
FY2009	6/30/2009	

Year of Expenditure (YOE) Project Cost Information:

Fund Cat	Federal	State	Local	Total
LOCAL	---	---	\$3,504,972	\$3,504,972
YOE Cost:	---	---	\$3,504,972	\$3,504,972

HARRIS	CITY OF HOUSTON	WIDEN TO 4-LANE DIVIDED
	MESA DR	
5038	TIDWELL RD	
N-000680	GREEN RIVER N	
FY2009	12/1/2008	

Year of Expenditure (YOE) Project Cost Information:

Fund Cat	Federal	State	Local	Total
UNKNOWN	\$7,424,000	\$1,856,000	---	\$9,280,000
YOE Cost:	\$7,424,000	\$1,856,000	---	\$9,280,000

HARRIS	METRO	LOW-INTEREST AUTOMOBILE LOANS FOR LOW-INCOME FAMILIES FOR EMPLOYMENT-RELATED TRANSPORTATION WITHIN THE HOUSTON UZA
	METRO SERVICE AREA	
11476	VA	
	VA	
FY2007	11/15/2007	

Year of Expenditure (YOE) Project Cost Information:

Fund Cat	Federal	State	Local	Total
5316	\$120,000	---	\$470,000	\$590,000
YOE Cost:	\$120,000	---	\$470,000	\$590,000

HARRIS	METRO	HARRIS COUNTY RIDES PROGRAM CONTINUATION AND SERVICE EXPANSION
	METRO SERVICE AREA	
11481	VA	
	VA	
FY2009	8/1/2009	

Year of Expenditure (YOE) Project Cost Information:

Fund Cat	Federal	State	Local	Total
5317	\$1,241,145	---	\$512,676	\$1,753,821
YOE Cost:	\$1,241,145	---	\$512,676	\$1,753,821

HARRIS	METRO	40 FT HYBRID BUS ACQUISITION (FY 2009)
	METRO SERVICE AREA	
14322	VA	
	VA	
FY2009	9/1/2008	

Year of Expenditure (YOE) Project Cost Information:

Fund Cat	Federal	State	Local	Total
5307	\$4,014,065	---	\$822,158	\$4,836,223
YOE Cost:	\$4,014,065	---	\$822,158	\$4,836,223

**HOUSTON-GALVESTON MPO
2011-2014 TRANSPORTATION IMPROVEMENT PROGRAM
PROGRESS FROM 2008-2011 TRANSPORTATION IMPROVEMENT PROGRAM**

COUNTY
CSJ NUMBER
MPO ID
SPONSOR ID
FISCAL YEAR

SPONSOR
STREET
FROM LIMIT
TO LIMIT
LET DATE

HARRIS COUNTY PROJECTS

Grouped by County and Sorted by Street, CSJ Number and MPOID

PROJECT DESCRIPTION

HARRIS METRO 45 FT BUS ACQUISITION (FY 2009)
METRO SERVICE AREA
14328 VA
VA
FY2009 9/1/2008

Year of Expenditure (YOE) Project Cost Information:

Fund Cat	Federal	State	Local	Total
5307	\$229,557	---	\$47,018	\$276,575
YOE Cost:	\$229,557	---	\$47,018	\$276,575

HARRIS METRO ADA PARATRANSIT EXPENSE (FY 2009)
METRO SERVICE AREA
14331 VA
VA
FY2009 9/1/2008

Year of Expenditure (YOE) Project Cost Information:

Fund Cat	Federal	State	Local	Total
5307	\$6,437,095	---	\$1,609,274	\$8,046,369
YOE Cost:	\$6,437,095	---	\$1,609,274	\$8,046,369

HARRIS METRO CAPITALIZED PREVENTATIVE MAINTENANCE - HISTORIC
METRO SERVICE AREA BUILDING (FY 2009)
14353 VA
VA
FY2009 9/1/2008

Year of Expenditure (YOE) Project Cost Information:

Fund Cat	Federal	State	Local	Total
5307	\$2,673,665	---	\$668,416	\$3,342,081
YOE Cost:	\$2,673,665	---	\$668,416	\$3,342,081

HARRIS METRO CAPITALIZED PREVENTATIVE MAINTENANCE (FY 2009)
METRO SERVICE AREA
14355 VA
VA
FY2009 9/1/2008

Year of Expenditure (YOE) Project Cost Information:

Fund Cat	Federal	State	Local	Total
5307	\$41,542,577	---	\$10,385,644	\$51,928,221
YOE Cost:	\$41,542,577	---	\$10,385,644	\$51,928,221

HARRIS METRO PASSENGER SHELTERS (FY 2008)
METRO SERVICE AREA
14405 VA
VA
FY2008 9/1/2007

Year of Expenditure (YOE) Project Cost Information:

Fund Cat	Federal	State	Local	Total
5307	\$644,190	---	\$161,048	\$805,238
LOCAL	---	---	\$400,000	\$400,000
YOE Cost:	\$644,190	---	\$561,048	\$1,205,238

**HOUSTON-GALVESTON MPO
2011-2014 TRANSPORTATION IMPROVEMENT PROGRAM
PROGRESS FROM 2008-2011 TRANSPORTATION IMPROVEMENT PROGRAM**

COUNTY	SPONSOR	PROJECT DESCRIPTION			
CSJ NUMBER	STREET				
MPO ID	FROM LIMIT				
SPONSOR ID	TO LIMIT				
FISCAL YEAR	LET DATE				
HARRIS	METRO	PASSENGER SHELTERS & LIGHTING (FY 2009)			
	METRO SERVICE AREA				
14406	VA				
	VA				
FY2009	9/1/2008				
Year of Expenditure (YOE) Project Cost Information:					
	Fund Cat	Federal	State	Local	Total
	5307	\$686,146	---	\$171,536	\$857,682
	YOE Cost:	\$686,146	---	\$171,536	\$857,682
HARRIS	METRO	RADIO REPLACEMENT			
	METRO SERVICE AREA				
14409	VA				
	VA				
FY2009	9/1/2008				
Year of Expenditure (YOE) Project Cost Information:					
	Fund Cat	Federal	State	Local	Total
	5307	\$7,468,484	---	\$1,867,121	\$9,335,605
	YOE Cost:	\$7,468,484	---	\$1,867,121	\$9,335,605
HARRIS	METRO	REGIONAL VANPOOL PROGRAM			
	METRO SERVICE AREA				
14540	VA				
	VA				
FY2008	8/1/2008				
Year of Expenditure (YOE) Project Cost Information:					
	Fund Cat	Federal	State	Local	Total
	5316	\$1,527,435	---	\$298,543	\$1,825,978
	YOE Cost:	\$1,527,435	---	\$298,543	\$1,825,978
HARRIS	METRO	FAMILY SERVICES WAYS TO WORK PROVIDE LOW-INTEREST AUTOMOBILE LOANS FOR LOW INCOME FAMILIES FOR EMPLOYMENT-RELATED TRANSPORTATION, PLUS STAFFING			
	METRO SERVICE AREA				
14646	VA				
	VA				
FY2009	8/1/2009				
Year of Expenditure (YOE) Project Cost Information:					
	Fund Cat	Federal	State	Local	Total
	5316	\$498,919	---	\$446,119	\$945,038
	YOE Cost:	\$498,919	---	\$446,119	\$945,038
HARRIS	METRO	GAPS PROGRAM CONTINUATION			
	METRO SERVICE AREA				
14652	VA				
	VA				
FY2009	8/1/2009				
Year of Expenditure (YOE) Project Cost Information:					
	Fund Cat	Federal	State	Local	Total
	5317	\$15,101	---	\$23,989	\$39,090
	YOE Cost:	\$15,101	---	\$23,989	\$39,090

**HOUSTON-GALVESTON MPO
2011-2014 TRANSPORTATION IMPROVEMENT PROGRAM
PROGRESS FROM 2008-2011 TRANSPORTATION IMPROVEMENT PROGRAM**

COUNTY	SPONSOR	PROJECT DESCRIPTION
CSJ NUMBER	STREET	
MPO ID	FROM LIMIT	
SPONSOR ID	TO LIMIT	
FISCAL YEAR	LET DATE	

Grouped by County and Sorted by Street, CSJ Number and MPOID

HARRIS	METRO	SIGNATURE BUS EXPRESS SERVICE ROUTES: BELLAIRE/WESTHEIMER/GESSNER/TIDWELL INCLUDING SHELTERS AND SIGNAGE
0912-72-191	METRO SERVICE AREA	
11428	VA	
13	VA	
FY2009	9/1/2009	

Year of Expenditure (YOE) Project Cost Information:

Fund Cat	Federal	State	Local	Total
5	\$2,352,350	---	\$588,087	\$2,940,437
7	\$6,272,650	---	\$1,568,163	\$7,840,813
YOE Cost:	\$8,625,000	---	\$2,156,250	\$10,781,250

HARRIS	CITY OF HOUSTON	CONSTRUCT MKT/SP RAILROAD (AKA NICHOLSON BIKEWAY/PEDESTRIAN TRAIL) HIKE AND BIKE TRAIL
0912-71-700	MKT/SP RAILS TO TRAILS	
7067	SHEPHERD DR	
N-000420-30-2	HOUSTON AVE	
FY2008	7/1/2008	

Year of Expenditure (YOE) Project Cost Information:

Fund Cat	Federal	State	Local	Total
9	\$3,640,000	---	\$910,000	\$4,550,000
YOE Cost:	\$3,640,000	---	\$910,000	\$4,550,000

HARRIS	CITY OF HOUSTON	ADJUST UTILITIES
0912-72-123	MKT/SP RAILS TO TRAILS	
13562	SHEPHERD DR	
	HOUSTON AVE	
FY2008	7/1/2008	

Year of Expenditure (YOE) Project Cost Information:

Fund Cat	Federal	State	Local	Total
10	---	---	\$17,300	\$17,300
LOCAL CONT	---	---	\$692	\$692
YOE Cost:	---	---	\$17,992	\$17,992

HARRIS	CITY OF HOUSTON	ROW ACQUISITION AND ENGINEERING OF TWO 24' CONCRETE ROADS WITH CURBS, SIDEWALKS, UNDERGROUND UTILITIES
	MONROE RD	
118	FUQUA	
N-000711	BW 8 S	
FY2009	12/19/2008	

Year of Expenditure (YOE) Project Cost Information:

Fund Cat	Federal	State	Local	Total
LOCAL	---	---	\$4,095,058	\$4,095,058
YOE Cost:	---	---	\$4,095,058	\$4,095,058

HARRIS	TXDOT HOUSTON DISTRICT	REPLACE BRIDGE
0912-71-562	MOONSHINE HILL RD	
9760	AT JORDON GULLY	
	IN CITY OF HOUSTON	
FY2010	6/1/2010	

Year of Expenditure (YOE) Project Cost Information:

Fund Cat	Federal	State	Local	Total
6	\$427,648	\$53,456	\$53,456	\$534,560
YOE Cost:	\$427,648	\$53,456	\$53,456	\$534,560

**HOUSTON-GALVESTON MPO
2011-2014 TRANSPORTATION IMPROVEMENT PROGRAM
PROGRESS FROM 2008-2011 TRANSPORTATION IMPROVEMENT PROGRAM**

COUNTY	SPONSOR	HARRIS COUNTY PROJECTS Grouped by County and Sorted by Street, CSJ Number and MPOID
CSJ NUMBER	STREET	
MPO ID	FROM LIMIT	
SPONSOR ID	TO LIMIT	
FISCAL YEAR	LET DATE	
		PROJECT DESCRIPTION

HARRIS	HARRIS COUNTY	Reconstruct 2-lane asphalt to a 4-lane concrete, C&G w/SS blvd
	MUESCHKE RD	
7764	1 MI N OF US 290	
B30415	US 290	
FY2008	2/19/2008	

Year of Expenditure (YOE) Project Cost Information:

Fund Cat	Federal	State	Local	Total
LOCAL	---	---	\$3,821,282	\$3,821,282
YOE Cost:	---	---	\$3,821,282	\$3,821,282

HARRIS	HARRIS COUNTY	Reconstruct existing 2-lane asphalt to a 4-lane concrete, C&G w/SS blvd
	MUESCHKE RD	
13868	SANDY HILL CIRCLE	
B30418	1 MI N OF US 290	
FY2009	5/5/2009	

Year of Expenditure (YOE) Project Cost Information:

Fund Cat	Federal	State	Local	Total
LOCAL	---	---	\$6,600,000	\$6,600,000
YOE Cost:	---	---	\$6,600,000	\$6,600,000

HARRIS	CITY OF HOUSTON	EXTEND STREET
0912-72-947	MUNN ST	
13523	DAMAREE LN	
N-000370	GELLHORN DR	
FY2009	6/1/2009	

Year of Expenditure (YOE) Project Cost Information:

Fund Cat	Federal	State	Local	Total
10	\$800,000	---	\$200,000	\$1,000,000
LOCAL CONT	---	---	\$40,000	\$40,000
YOE Cost:	\$800,000	---	\$240,000	\$1,040,000

HARRIS	CITY OF BAYTOWN	TRAFFIC SIGNAL SYNCHRONIZATION
0912-72-153	N MAIN / ALEXANDER	
10797	TEXAS AVE TO BAKER RD	
	TEXAS AVE TO MCKINNEY	
FY2010	3/1/2010	

Year of Expenditure (YOE) Project Cost Information:

Fund Cat	Federal	State	Local	Total
5	\$1,320,000	---	\$330,000	\$1,650,000
YOE Cost:	\$1,320,000	---	\$330,000	\$1,650,000

HARRIS	CITY OF HOUSTON	ENGR, ROW ACQ & RECONSTRUCT OF EXISTING DIVIDED RDWY W/ CONCRETE PAVING, CURBS, SIDEWALKS, STREET LIGHTING & UNDERGROUND UTILITIES
	N MAIN ST	
10045	AIRLINE DR	
N-000744	IH 45	
FY2011	1/1/2009	

Year of Expenditure (YOE) Project Cost Information:

Fund Cat	Federal	State	Local	Total
LOCAL	---	---	\$6,432,000	\$6,432,000
YOE Cost:	---	---	\$6,432,000	\$6,432,000

HOUSTON-GALVESTON MPO
2011-2014 TRANSPORTATION IMPROVEMENT PROGRAM
PROGRESS FROM 2008-2011 TRANSPORTATION IMPROVEMENT PROGRAM

COUNTY
CSJ NUMBER
MPO ID
SPONSOR ID
FISCAL YEAR

SPONSOR
STREET
FROM LIMIT
TO LIMIT
LET DATE

HARRIS COUNTY PROJECTS

Grouped by County and Sorted by Street, CSJ Number and MPOID

PROJECT DESCRIPTION

HARRIS	TXDOT HOUSTON DISTRICT	INSTALL COMPUTERIZED TRANSPORTATION MANAGEMENT SYSTEM
0981-01-102	NASA PKWY	
13412	IH 45	
	SH 146	
FY2010	9/1/2009	

Year of Expenditure (YOE) Project Cost Information:

Fund Cat	Federal	State	Local	Total
5	\$3,528,000	\$882,000	---	\$4,410,000
YOE Cost:	\$3,528,000	\$882,000	---	\$4,410,000

HARRIS	TXDOT HOUSTON DISTRICT	RESOLVE PAVEMENT SETTLEMENT ISSUE
0981-01-104	NASA PKWY	
13032	ANNAPOLIS DR	
	TAYLOR BAYOU	
FY2009	6/1/2009	

Year of Expenditure (YOE) Project Cost Information:

Fund Cat	Federal	State	Local	Total
11	\$120,000	\$30,000	---	\$150,000
LOCAL CONT	---	---	\$12,240	\$12,240
YOE Cost:	\$120,000	\$30,000	\$12,240	\$162,240

HARRIS	CITY OF HOUSTON	BASE REPAIR, MILL AND OVERLAY
0912-70-034	NAVIGATION BLVD	
14684	LOCKWOOD DR	
	77TH ST	
FY2010	5/1/2010	

Year of Expenditure (YOE) Project Cost Information:

Fund Cat	Federal	State	Local	Total
ARRA	\$995,000	---	---	\$995,000
LOCAL CONT	---	---	\$248,338	\$248,338
YOE Cost:	\$995,000	---	\$248,338	\$1,243,338

HARRIS	METRO	METRO SOLUTIONS - NORTH CORRIDOR
	NORTH CORRIDOR	
14390	NORTHLINE MALL	
	UH DOWNTOWN	
FY2008	10/1/2007	

Year of Expenditure (YOE) Project Cost Information:

Fund Cat	Federal	State	Local	Total
5309	\$10,000,000	---	\$10,000,000	\$20,000,000
YOE Cost:	\$10,000,000	---	\$10,000,000	\$20,000,000

**HOUSTON-GALVESTON MPO
2011-2014 TRANSPORTATION IMPROVEMENT PROGRAM
PROGRESS FROM 2008-2011 TRANSPORTATION IMPROVEMENT PROGRAM**

COUNTY	SPONSOR	HARRIS COUNTY PROJECTS Grouped by County and Sorted by Street, CSJ Number and MPOID
CSJ NUMBER	STREET	
MPO ID	FROM LIMIT	
SPONSOR ID	TO LIMIT	
FISCAL YEAR	LET DATE	
		PROJECT DESCRIPTION

HARRIS	CITY OF HOUSTON	LANDSCAPE: OST/ALMEDA CORRIDORS REDEVELOPMENT
0912-71-802	OLD SPANISH TRAIL & GRIGGS RD	AUTHORITY IN HOUSTON
10343	SH 288 TO GRIGGS RD	
	OST TO CALHOUN	
FY2010	12/1/2009	

Year of Expenditure (YOE) Project Cost Information:

Fund Cat	Federal	State	Local	Total
ARRA	\$1,156,972	---	---	\$1,156,972
9	---	---	\$289,243	\$289,243
YOE Cost:	\$1,156,972	---	\$289,243	\$1,446,215

HARRIS	TXDOT HOUSTON DISTRICT	REPLACE BRIDGE (NBI# 12102AA0223001)
0912-72-041	OLD WASHINGTON ST	
13989	AT MOUND CREEK	
FY2008	4/1/2008	

Year of Expenditure (YOE) Project Cost Information:

Fund Cat	Federal	State	Local	Total
6	\$182,208	\$22,776	\$22,776	\$227,760
YOE Cost:	\$182,208	\$22,776	\$22,776	\$227,760

HARRIS	CITY OF HOUSTON	CONSTRUCT NEW 4-LANE CONCRETE BLVD SECTION W/ BRIDGES & DRAINAGE
12940	OREM W RD	
N-000602	ALMEDA RD	
FY2009	TELEPHONE RD	
	6/1/2009	

Year of Expenditure (YOE) Project Cost Information:

Fund Cat	Federal	State	Local	Total
LOCAL	---	---	\$2,525,000	\$2,525,000
YOE Cost:	---	---	\$2,525,000	\$2,525,000

HARRIS	CITY OF PASADENA	WIDENING FROM OLD VISTA TO KEITH AND EXTEND FROM KEITH TO CRENSHAW CONSTRUCTING A 4-LANE DIVIDED BOULEVARD 7500 LF INCLUDING UTILITIES & DRAINAGE
11049	PANSY ST	
S052	OLD VISTA	
FY2008	CRENSHAW	
	10/1/2007	

Year of Expenditure (YOE) Project Cost Information:

Fund Cat	Federal	State	Local	Total
LOCAL	---	---	\$5,500,000	\$5,500,000
YOE Cost:	---	---	\$5,500,000	\$5,500,000

HARRIS	TXDOT HOUSTON DISTRICT	REPLACE BRIDGE (NBI# 12102AA0142001)
0912-72-901	PARK AVE	
14001	AT NO NAME BAYOU	
FY2009	10/1/2008	

Year of Expenditure (YOE) Project Cost Information:

Fund Cat	Federal	State	Local	Total
6	\$405,850	\$50,731	\$50,731	\$507,313
YOE Cost:	\$405,850	\$50,731	\$50,731	\$507,313

**HOUSTON-GALVESTON MPO
2011-2014 TRANSPORTATION IMPROVEMENT PROGRAM
PROGRESS FROM 2008-2011 TRANSPORTATION IMPROVEMENT PROGRAM**

COUNTY	SPONSOR	HARRIS COUNTY PROJECTS Grouped by County and Sorted by Street, CSJ Number and MPOID
CSJ NUMBER	STREET	
MPO ID	FROM LIMIT	
SPONSOR ID	TO LIMIT	
FISCAL YEAR	LET DATE	
		PROJECT DESCRIPTION

HARRIS	HARRIS COUNTY	CONSTRUCT 4-LANE CONCRETE BLVD SECTION W/ STORM SEWER
127	PARK ROW BLVD	
B30032	RICEFIELD DR (400' W)	
FY2009	BARKER CYPRESS RD	
	3/24/2009	

Year of Expenditure (YOE) Project Cost Information:

Fund Cat	Federal	State	Local	Total
LOCAL	---	---	\$2,469,560	\$2,469,560
YOE Cost:	---	---	\$2,469,560	\$2,469,560

HARRIS	HARRIS COUNTY	RECONSTRUCT 2-LANE TO 4-LANE BLVD SECTION
13879	PARK ROW BLVD	
B30416	WESTGREEN BLVD	
FY2009	PRICE PLAZA DR	
	3/24/2009	

Year of Expenditure (YOE) Project Cost Information:

Fund Cat	Federal	State	Local	Total
LOCAL	---	---	\$1,255,404	\$1,255,404
YOE Cost:	---	---	\$1,255,404	\$1,255,404

HARRIS	CITY OF HOUSTON	CONSTRUCT 4-LANE DIVIDED ROADWAY
0912-71-792	PARK ROW BLVD	
7744	SH 6	
N-000723	ELDRIDGE	
FY2010	9/1/2009	

Year of Expenditure (YOE) Project Cost Information:

Fund Cat	Federal	State	Local	Total
7	\$5,071,500	---	\$1,267,875	\$6,339,375
10	\$1,600,000	---	\$400,000	\$2,000,000
LOCAL CONT	---	---	\$1,925,425	\$1,925,425
YOE Cost:	\$6,671,500	---	\$3,593,300	\$10,264,800

HARRIS	CITY OF HOUSTON	WIDEN TO 4-LANE DIVIDED
5017	PARKER RD	
N-000620	AIRLINE	
FY2009	HARDY TOLL RD	
	6/17/2009	

Year of Expenditure (YOE) Project Cost Information:

Fund Cat	Federal	State	Local	Total
LOCAL	---	---	\$5,950,000	\$5,950,000
YOE Cost:	---	---	\$5,950,000	\$5,950,000

HARRIS	CITY OF PASADENA	RECONSTRUCT 4-LANE CONCRETE STREET WITH CURB & GUTTERS, TRAFFIC SIGNALS, DRAINAGE, WATER AND SEWER IMPROVEMENTS
13662	PASADENA BLVD	
S006	PANSY AND RED BLUFF	
FY2008	BURKE AND BW 8	
	12/1/2007	

Year of Expenditure (YOE) Project Cost Information:

Fund Cat	Federal	State	Local	Total
LOCAL	---	---	\$4,650,000	\$4,650,000
YOE Cost:	---	---	\$4,650,000	\$4,650,000

**HOUSTON-GALVESTON MPO
2011-2014 TRANSPORTATION IMPROVEMENT PROGRAM
PROGRESS FROM 2008-2011 TRANSPORTATION IMPROVEMENT PROGRAM**

COUNTY	SPONSOR	HARRIS COUNTY PROJECTS Grouped by County and Sorted by Street, CSJ Number and MPOID
CSJ NUMBER	STREET	
MPO ID	FROM LIMIT	
SPONSOR ID	TO LIMIT	
FISCAL YEAR	LET DATE	
		PROJECT DESCRIPTION

HARRIS	HARRIS COUNTY	WIDEN TO 4-LANE ASPHALT CONCRETE PAVEMENT W/ OPEN DITCH, CLT & SIGNALS
	PERRY RD	
2773	FM 1960	
B40502	MILLS RD	
FY2009	7/1/2009	

Year of Expenditure (YOE) Project Cost Information:

Fund Cat	Federal	State	Local	Total
LOCAL	---	---	\$4,700,000	\$4,700,000
YOE Cost:	---	---	\$4,700,000	\$4,700,000

HARRIS	CITY OF HOUSTON	ROW ACQUISITION, ENGINEERING & CONSTRUCTION OF TWO 24' CONCRETE ROADWAYS W/ CURBS, SIDEWALKS, STREET LIGHTING & UNDERGROUND UTILITIES
	PINEMONT DR	
6059	T. C. JESTER	
N-000475	ELLA BLVD	
FY2010	2/17/2010	

Year of Expenditure (YOE) Project Cost Information:

Fund Cat	Federal	State	Local	Total
LOCAL	---	---	\$11,000,000	\$11,000,000
YOE Cost:	---	---	\$11,000,000	\$11,000,000

HARRIS	PORT OF HOUSTON AUTHORITY	WIDEN TO 4 LANES, C & G, STORM SEWER AND APPURTENANCES (PHASE 2)
0912-72-073	PORT RD	
7523	SH 146	
3.11A	TODVILLE RD	
FY2009	8/12/2009	

Year of Expenditure (YOE) Project Cost Information:

Fund Cat	Federal	State	Local	Total
7	\$5,655,065	---	\$1,413,766	\$7,068,831
10	\$7,652,872	---	\$1,913,218	\$9,566,090
YOE Cost:	\$13,307,937	---	\$3,326,984	\$16,634,921

HARRIS	PORT OF HOUSTON AUTHORITY	RAILROAD SIGNALS AND CROSSING AT PRIVATE SPURS ON TOTAL INDUSTRY AND POLY ONE INDUSTRY TRACKS
0912-72-221	PORT RD	
14550	SH 146	
	TODVILLE RD	
FY2010	9/29/2009	

Year of Expenditure (YOE) Project Cost Information:

Fund Cat	Federal	State	Local	Total
7	\$480,000	---	\$120,000	\$600,000
YOE Cost:	\$480,000	---	\$120,000	\$600,000

HARRIS	HARRIS COUNTY	CONSTRUCT 4-LANE CONCRETE CURB AND GUTTER BLVD W/ STORM SEWERS
	QUEENSTON BLVD	
7758	KIETH HARROW	
B30405	CLAY RD	
FY2009	10/7/2008	

Year of Expenditure (YOE) Project Cost Information:

Fund Cat	Federal	State	Local	Total
LOCAL	---	---	\$4,070,057	\$4,070,057
YOE Cost:	---	---	\$4,070,057	\$4,070,057

**HOUSTON-GALVESTON MPO
2011-2014 TRANSPORTATION IMPROVEMENT PROGRAM
PROGRESS FROM 2008-2011 TRANSPORTATION IMPROVEMENT PROGRAM**

COUNTY	SPONSOR	HARRIS COUNTY PROJECTS Grouped by County and Sorted by Street, CSJ Number and MPOID
CSJ NUMBER	STREET	
MPO ID	FROM LIMIT	
SPONSOR ID	TO LIMIT	
FISCAL YEAR	LET DATE	
		PROJECT DESCRIPTION

HARRIS	HARRIS COUNTY	CONSTRUCT 4-LANE CONCRETE BLVD W/STORM SEWERS
	QUEENSTON BLVD	
13871	FM 529	
B30401	LANGHAM CREEK	
FY2008	3/4/2008	

Year of Expenditure (YOE) Project Cost Information:

Fund Cat	Federal	State	Local	Total
LOCAL	---	---	\$2,000,000	\$2,000,000
YOE Cost:	---	---	\$2,000,000	\$2,000,000

HARRIS	HARRIS COUNTY	RECONSTRUCT AND WIDEN TO 3-LANES
0912-72-094	RAILROAD ST W	
13763	SH 225 EB FR EXIT	
B20507	CENTER ST IN DEER PARK	
FY2009	9/1/2008	

Year of Expenditure (YOE) Project Cost Information:

Fund Cat	Federal	State	Local	Total
10	---	---	\$1,500,000	\$1,500,000
LOCAL CONT	---	---	\$122,400	\$122,400
YOE Cost:	---	---	\$1,622,400	\$1,622,400

HARRIS	HARRIS COUNTY	WIDEN TO 4-LANE BLVD SECTION
	RICHEY RD E	
13818	HARDY RD	
B40403	ALDINE WESTFIELD RD	
FY2010	5/1/2010	

Year of Expenditure (YOE) Project Cost Information:

Fund Cat	Federal	State	Local	Total
LOCAL	---	---	\$6,000,000	\$6,000,000
YOE Cost:	---	---	\$6,000,000	\$6,000,000

HARRIS	HARRIS COUNTY	CONSTRUCT PEDESTRIAN TUNNEL TO CONNECT NEW
0912-71-809	SAN JACINTO ST, FRANKLIN ST, AUSTIN ST, CONGRES	HARRIS COUNTY JURY ASSEMBLY BUILDING (CONCURRENT
10355	HARRIS COUNTY TRANSPORTATION PLAZA	CONSTRUCT)TO EXISTING TUNNEL NETWORK AND
		LANDSCAPING
FY2009	6/1/2009	

Year of Expenditure (YOE) Project Cost Information:

Fund Cat	Federal	State	Local	Total
9	\$2,811,600	---	\$702,900	\$3,514,500
LOCAL CONT	---	---	\$445,500	\$445,500
YOE Cost:	\$2,811,600	---	\$1,148,400	\$3,960,000

HARRIS	HARRIS COUNTY	OVERLAY EXISTING ASPHALT ROADWAY
	SCARBOROUGH LN	
13598	SH 225	
B20504	SOUTHMORE ST	
FY2011	11/1/2009	

Year of Expenditure (YOE) Project Cost Information:

Fund Cat	Federal	State	Local	Total
LOCAL	---	---	\$2,240,000	\$2,240,000
YOE Cost:	---	---	\$2,240,000	\$2,240,000

**HOUSTON-GALVESTON MPO
2011-2014 TRANSPORTATION IMPROVEMENT PROGRAM
PROGRESS FROM 2008-2011 TRANSPORTATION IMPROVEMENT PROGRAM**

COUNTY
CSJ NUMBER
MPO ID
SPONSOR ID
FISCAL YEAR

SPONSOR
STREET
FROM LIMIT
TO LIMIT
LET DATE

HARRIS COUNTY PROJECTS

Grouped by County and Sorted by Street, CSJ Number and MPOID

PROJECT DESCRIPTION

HARRIS	CITY OF HOUSTON	CONSTRUCT 4-LANE ROAD
	SCOTT ST	
136	OREM DR E	
N-000825	ALMEDA GENOA RD	
FY2010	12/9/2009	

Year of Expenditure (YOE) Project Cost Information:

Fund Cat	Federal	State	Local	Total
UNKNOWN	\$3,680,000	\$920,000	---	\$4,600,000
YOE Cost:	\$3,680,000	\$920,000	---	\$4,600,000

HARRIS	TXDOT HOUSTON DISTRICT	CONSTRUCT DIRECT CONNECTOR
0389-05-105	SH 146	
7517	AT BNSF RR/PORT RD	
3.10		
FY2009	8/1/2009	

Year of Expenditure (YOE) Project Cost Information:

Fund Cat	Federal	State	Local	Total
5	\$4,455,998	\$1,113,999	---	\$5,569,997
10	\$2,700,462	\$675,115	---	\$3,375,577
YOE Cost:	\$7,156,460	\$1,789,114	---	\$8,945,574

HARRIS	TXDOT HOUSTON DISTRICT	CONSTRUCT GRADE SEPARATION
0389-05-106	SH 146	
7514	AT RED BLUFF	
3.4		
FY2009	8/1/2009	

Year of Expenditure (YOE) Project Cost Information:

Fund Cat	Federal	State	Local	Total
5	\$2,056,000	\$514,000	---	\$2,570,000
10	\$10,896,050	\$2,724,012	---	\$13,620,062
YOE Cost:	\$12,952,050	\$3,238,012	---	\$16,190,062

HARRIS	TXDOT HOUSTON DISTRICT	CONSTRUCT SH 146 GRADE SEPARATION OVER CHOATE ROAD
0389-05-107	SH 146	
7516	AT CHOATE RD	
3.7		
FY2009	8/1/2009	

Year of Expenditure (YOE) Project Cost Information:

Fund Cat	Federal	State	Local	Total
5	\$874,753	\$218,688	---	\$1,093,441
10	\$6,281,251	\$1,570,313	---	\$7,851,564
YOE Cost:	\$7,156,004	\$1,789,001	---	\$8,945,005

**HOUSTON-GALVESTON MPO
2011-2014 TRANSPORTATION IMPROVEMENT PROGRAM
PROGRESS FROM 2008-2011 TRANSPORTATION IMPROVEMENT PROGRAM**

COUNTY	SPONSOR	PROJECT DESCRIPTION
CSJ NUMBER	STREET	
MPO ID	FROM LIMIT	
SPONSOR ID	TO LIMIT	
FISCAL YEAR	LET DATE	

Grouped by County and Sorted by Street, CSJ Number and MPOID

HARRIS	CITY OF LA PORTE	CONSTRUCT GRADE SEPARATION
0389-05-108	SH 146	
13538	AT WHARTON WEEMS BLVD	
FY2009	8/1/2009	

Year of Expenditure (YOE) Project Cost Information:

Fund Cat	Federal	State	Local	Total
1	\$323,200	\$80,800	---	\$404,000
10	\$1,460,250	---	---	\$1,460,250
YOE Cost:	\$1,783,450	\$80,800	---	\$1,864,250

HARRIS	TXDOT HOUSTON DISTRICT	GRADE SEPARATION (ONE GS FUNDED IN 0389-05-108 AND 0389-05-109)
0389-05-109	SH 146	
13840	AT WHARTON WEEMS BLVD	
FY2009	8/1/2009	

Year of Expenditure (YOE) Project Cost Information:

Fund Cat	Federal	State	Local	Total
8	\$5,792,400	\$643,600	---	\$6,436,000
LOCAL CONT	---	---	\$8,564,000	\$8,564,000
YOE Cost:	\$5,792,400	\$643,600	\$8,564,000	\$15,000,000

HARRIS	TXDOT HOUSTON DISTRICT	CONSTRUCT DIRECT CONNECTOR AND BRAIDED RAMP (RAMP B DC EB TO SB)
0389-13-040	SH 146	
113	EASTBOUND SP 330	
	SOUTHBOUND SH 146	
FY2008	12/1/2007	

Year of Expenditure (YOE) Project Cost Information:

Fund Cat	Federal	State	Local	Total
5	\$8,400,000	\$2,100,000	---	\$10,500,000
7	\$2,964,686	\$741,172	---	\$3,705,858
YOE Cost:	\$11,364,686	\$2,841,172	---	\$14,205,858

HARRIS	TXDOT HOUSTON DISTRICT	CONSTRUCT DIRECT CONNECTOR (RAMP E DC SB TO WB)
0389-13-052	SH 146	
13599	AT SPUR 330	
FY2010	2/1/2010	

Year of Expenditure (YOE) Project Cost Information:

Fund Cat	Federal	State	Local	Total
ARRA	\$8,000,000	---	---	\$8,000,000
YOE Cost:	\$8,000,000	---	---	\$8,000,000

**HOUSTON-GALVESTON MPO
2011-2014 TRANSPORTATION IMPROVEMENT PROGRAM
PROGRESS FROM 2008-2011 TRANSPORTATION IMPROVEMENT PROGRAM**

COUNTY	SPONSOR	HARRIS COUNTY PROJECTS Grouped by County and Sorted by Street, CSJ Number and MPOID
CSJ NUMBER	STREET	
MPO ID	FROM LIMIT	
SPONSOR ID	TO LIMIT	
FISCAL YEAR	LET DATE	
		PROJECT DESCRIPTION

HARRIS	TXDOT HOUSTON DISTRICT	LANDSCAPE DEVELOPMENT
0502-01-201	SH 225	
14019	ALLEN-GENOA RD	
	SCARBOROUGH LN	
FY2009	4/1/2009	

Year of Expenditure (YOE) Project Cost Information:

Fund Cat	Federal	State	Local	Total
10	\$244,940	\$61,235	---	\$306,176
LOCAL CONT	---	---	\$3,600	\$3,600
YOE Cost:	\$244,940	\$61,235	\$3,600	\$309,776

HARRIS	TXDOT HOUSTON DISTRICT	FULL DEPTH CONCRETE REPAIR AND REPAIR OF SPALLING IN CONCRETE PAVEMENT
0502-01-203	SH 225	
14131	SHELL OVERPASS	
	MILLER CUTOFF ROAD	
FY2009	4/1/2009	

Year of Expenditure (YOE) Project Cost Information:

Fund Cat	Federal	State	Local	Total
1	\$1,128,325	\$282,081	---	\$1,410,406
YOE Cost:	\$1,128,325	\$282,081	---	\$1,410,406

HARRIS	TXDOT HOUSTON DISTRICT	INSTALL HIGH MAST ILLUMINATION
0502-01-204	SH 225	
14132	IH 610	
	RICHEY RD	
FY2008	1/1/2008	

Year of Expenditure (YOE) Project Cost Information:

Fund Cat	Federal	State	Local	Total
1	\$1,331,200	\$332,800	---	\$1,664,000
YOE Cost:	\$1,331,200	\$332,800	---	\$1,664,000

HARRIS	TXDOT HOUSTON DISTRICT	RETAINING WALLS UNDER MAIN LANES (BY PERMIT)
0598-01-072	SH 288	
12862	2830' N OF BRAYS BAYOU	
	2100' S OF BRAYS BAYOU	
FY2009	3/1/2010	

Year of Expenditure (YOE) Project Cost Information:

Fund Cat	Federal	State	Local	Total
10	---	---	\$10,816,000	\$10,816,000
YOE Cost:	---	---	\$10,816,000	\$10,816,000

HARRIS	TXDOT HOUSTON DISTRICT	DRAINAGE IMPROVEMENTS (INLETS, EXTENSIONS AND DRAINS)
0598-01-084	SH 288	
14134	STATION 135+01.6 TO STATION 146+00	
	S OF BRAYS BAYOU BRIDGE	
FY2008	9/1/2007	

Year of Expenditure (YOE) Project Cost Information:

Fund Cat	Federal	State	Local	Total
1	\$166,400	\$41,600	---	\$208,000
YOE Cost:	\$166,400	\$41,600	---	\$208,000

**HOUSTON-GALVESTON MPO
2011-2014 TRANSPORTATION IMPROVEMENT PROGRAM
PROGRESS FROM 2008-2011 TRANSPORTATION IMPROVEMENT PROGRAM**

COUNTY	SPONSOR	PROJECT DESCRIPTION
CSJ NUMBER	STREET	
MPO ID	FROM LIMIT	
SPONSOR ID	TO LIMIT	
FISCAL YEAR	LET DATE	

Grouped by County and Sorted by Street, CSJ Number and MPOID

HARRIS	TXDOT HOUSTON DISTRICT	TRAFFIC SYSTEM MANAGEMENT IMPROVEMENTS AT TEXAS MEDICAL CENTER: ADD EXIT RAMP ON IH 610 BEFORE ALMEDA ROAD; REALIGN EXISTING CONNECTOR & ADD ENTRANCE RAMP ON SH 288
0598-01-085	SH 288	
13807	AT IH 610	
FY2009	12/1/2008	

Year of Expenditure (YOE) Project Cost Information:

Fund Cat	Federal	State	Local	Total
10	\$2,778,640	\$694,660	---	\$3,473,300
YOE Cost:	\$2,778,640	\$694,660	---	\$3,473,300

HARRIS	TXDOT HOUSTON DISTRICT	TRAFFIC SYSTEM MANAGEMENT IMPROVEMENTS: WIDEN EXISTING RAMPS TO TWO LANES
0598-01-086	SH 288	
13808	RAMP A AT N MACGREGOR RAMP B AT HOLCOMBE	
FY2009	12/1/2008	

Year of Expenditure (YOE) Project Cost Information:

Fund Cat	Federal	State	Local	Total
10	\$2,176,000	\$544,000	---	\$2,720,000
YOE Cost:	\$2,176,000	\$544,000	---	\$2,720,000

HARRIS	TXDOT HOUSTON DISTRICT	AT GRADE TSM IMPROVEMENTS
0598-01-089	SH 288	
14585	AT BW 8	
FY2009	8/1/2009	

Year of Expenditure (YOE) Project Cost Information:

Fund Cat	Federal	State	Local	Total
ARRA	\$2,500,000	---	---	\$2,500,000
YOE Cost:	\$2,500,000	---	---	\$2,500,000

HARRIS	TXDOT HOUSTON DISTRICT	FULL DEPTH CONCRETE REPAIR, PLANING AND ASPHALT OVERLAY
0051-06-017	SH 3	
13882	IH 45 S RICHEY ST	
FY2009	2/1/2009	

Year of Expenditure (YOE) Project Cost Information:

Fund Cat	Federal	State	Local	Total
1	\$665,600	\$166,400	---	\$832,000
YOE Cost:	\$665,600	\$166,400	---	\$832,000

HARRIS	TXDOT HOUSTON DISTRICT	WIDEN TO 6-LANE DIVIDED W/ CURB & GUTTER
0178-01-026	SH 35	
7026	0.108 MI N OF BRAZORIA C/L AT BW8 BRAZORIA C/L	
FY2010	12/1/2009	

Year of Expenditure (YOE) Project Cost Information:

Fund Cat	Federal	State	Local	Total
PROP-14	---	\$802,000	---	\$802,000
YOE Cost:	---	\$802,000	---	\$802,000

**HOUSTON-GALVESTON MPO
2011-2014 TRANSPORTATION IMPROVEMENT PROGRAM
PROGRESS FROM 2008-2011 TRANSPORTATION IMPROVEMENT PROGRAM**

COUNTY	SPONSOR	PROJECT DESCRIPTION			
CSJ NUMBER	STREET	Grouped by County and Sorted by Street, CSJ Number and MPOID			
MPO ID	FROM LIMIT				
SPONSOR ID	TO LIMIT				
FISCAL YEAR	LET DATE				
HARRIS COUNTY PROJECTS					
HARRIS	TXDOT HOUSTON DISTRICT	PLANING, ONE COURSE SURFACE TREATMENT, ACP OVERLAY WITH PAVEMENT MARKINGS			
1685-05-091	SH 6				
13902	717.8' S OF MEMORIAL DR				
	SCHILLER RD				
FY2008	1/1/2008				
Year of Expenditure (YOE) Project Cost Information:					
	Fund Cat	Federal	State	Local	Total
	1	\$2,971,904	\$742,976	---	\$3,714,880
	YOE Cost:	\$2,971,904	\$742,976	---	\$3,714,880
HARRIS	CITY OF PASADENA	RECONSTRUCT 3-LANE CONCRETE BLVD W/ C&G, SEWER, DRAINAGE, SIDEWALKS AND TRAFFIC SIGNALS			
13658	SHAVER ST				
S058	SH 225				
FY2009	SOUTHMORE				
	10/1/2008				
Year of Expenditure (YOE) Project Cost Information:					
	Fund Cat	Federal	State	Local	Total
	LOCAL	---	---	\$7,100,000	\$7,100,000
	YOE Cost:	---	---	\$7,100,000	\$7,100,000
HARRIS	CITY OF HOUSTON	ROW ACQUISITION AND ENGINEERING OF TWO 33 FOOT-WIDE CONCRETE ROADS WITH CURBS SIDEWALKS AND NECESSARY UNDERGROUND UTILITIES TXDOT MANAGED SEE M-0582 FOR DRAINAGE FUNDING			
11863	SHAVER ST S				
N-000582	IH 45				
FY2010	SH 3				
	10/1/2009				
Year of Expenditure (YOE) Project Cost Information:					
	Fund Cat	Federal	State	Local	Total
	LOCAL	---	---	\$1,600,000	\$1,600,000
	YOE Cost:	---	---	\$1,600,000	\$1,600,000
HARRIS	CITY OF HOUSTON	MILL AND OVERLAY			
0912-70-024	SHEPHERD DR				
14670	IH 10 W				
FY2010	MEMORIAL DR				
	5/1/2010				
Year of Expenditure (YOE) Project Cost Information:					
	Fund Cat	Federal	State	Local	Total
	ARRA	\$361,040	---	---	\$361,040
	YOE Cost:	\$361,040	---	---	\$361,040
HARRIS	HARRIS COUNTY	WIDEN TO 4-LANE CONCRETE BLVD SECTION			
13872	SKINNER RD				
B30208	SPRING CYPRESS RD				
FY2009	JARVIS RD				
	11/18/2008				
Year of Expenditure (YOE) Project Cost Information:					
	Fund Cat	Federal	State	Local	Total
	LOCAL	---	---	\$2,038,393	\$2,038,393
	YOE Cost:	---	---	\$2,038,393	\$2,038,393

**HOUSTON-GALVESTON MPO
2011-2014 TRANSPORTATION IMPROVEMENT PROGRAM
PROGRESS FROM 2008-2011 TRANSPORTATION IMPROVEMENT PROGRAM**

COUNTY	SPONSOR	PROJECT DESCRIPTION			
CSJ NUMBER	STREET				
MPO ID	FROM LIMIT				
SPONSOR ID	TO LIMIT				
FISCAL YEAR	LET DATE				
HARRIS	METRO	METRO SOLUTIONS SOUTHEAST CORRIDOR (FY 2008)			
12988	SOUTHEAST CORRIDOR				
	IH 45 @ CAPITAL				
	PALM CENTER				
FY2008	10/1/2007				
Year of Expenditure (YOE) Project Cost Information:					
	Fund Cat	Federal	State	Local	Total
	5309	\$5,000,000	---	\$5,000,000	\$10,000,000
	YOE Cost:	\$5,000,000	---	\$5,000,000	\$10,000,000
HARRIS	HARRIS COUNTY	RECONSTRUCT AND WIDEN 4-LANE ROADWAY TO 5-LANE INCLUDING DRAINAGE, WATER, SEWER, TRAFFIC SIGNAL UPGRADES, 2-WAY LEFT TURN LANE, SIDEWALKS			
11055	SOUTHMORE ST				
	RICHEY RD				
B20505/S041	500' E OF JOHNSON RD				
FY2010	4/1/2010				
Year of Expenditure (YOE) Project Cost Information:					
	Fund Cat	Federal	State	Local	Total
	LOCAL	---	---	\$6,800,000	\$6,800,000
	YOE Cost:	---	---	\$6,800,000	\$6,800,000
HARRIS	TXDOT HOUSTON DISTRICT	LANDSCAPE DEVELOPMENT			
0110-07-021	SP 261				
14013	TIDWELL RD				
	IH 45				
FY2008	9/1/2007				
Year of Expenditure (YOE) Project Cost Information:					
	Fund Cat	Federal	State	Local	Total
	10	\$374,400	\$93,600	---	\$468,000
	YOE Cost:	\$374,400	\$93,600	---	\$468,000
HARRIS	TXDOT HOUSTON DISTRICT	LANDSCAPE DEVELOPMENT			
0912-00-343	SP 527 & US 59				
14032	SP 527				
	US 90A				
FY2008	9/1/2007				
Year of Expenditure (YOE) Project Cost Information:					
	Fund Cat	Federal	State	Local	Total
	10	\$2,246,400	\$561,600	---	\$2,808,000
	YOE Cost:	\$2,246,400	\$561,600	---	\$2,808,000
HARRIS	CITY OF STAFFORD	WIDEN TO 4-LANE CURB AND GUTTER			
0912-72-246	STAFFORD RD/STAFFORDSHIRE RD				
14660	BW 8				
	FORT BEND C/L				
FY2010	3/1/2010				
Year of Expenditure (YOE) Project Cost Information:					
	Fund Cat	Federal	State	Local	Total
	LOCAL	---	---	\$2,400,000	\$2,400,000
	YOE Cost:	---	---	\$2,400,000	\$2,400,000

**HOUSTON-GALVESTON MPO
2011-2014 TRANSPORTATION IMPROVEMENT PROGRAM
PROGRESS FROM 2008-2011 TRANSPORTATION IMPROVEMENT PROGRAM**

COUNTY	SPONSOR	PROJECT DESCRIPTION			
CSJ NUMBER	STREET				
MPO ID	FROM LIMIT				
SPONSOR ID	TO LIMIT				
FISCAL YEAR	LET DATE				
HARRIS	CITY OF PASADENA	DESIGN AND CONSTRUCT 2-LANE SOUTHBOUND ROADWAY AND DRAINAGE			
11024	STRAWBERRY RD				
	FAIRMONT PKWY				
	GENOA-RED BLUFF				
FY2008	10/31/2007				
Year of Expenditure (YOE) Project Cost Information:					
	Fund Cat	Federal	State	Local	Total
	LOCAL	---	---	\$7,884,000	\$7,884,000
	YOE Cost:	---	---	\$7,884,000	\$7,884,000
HARRIS	CITY OF PASADENA	OVERLAY			
11033	STRAWBERRY RD				
	HOUSTON ST				
	CHERRYBROOK				
FY2008	10/1/2007				
Year of Expenditure (YOE) Project Cost Information:					
	Fund Cat	Federal	State	Local	Total
	LOCAL	---	---	\$5,668,000	\$5,668,000
	YOE Cost:	---	---	\$5,668,000	\$5,668,000
HARRIS	HARRIS COUNTY	CONSTRUCT 4-LANE UNDIVIDED			
143	T C JESTER BLVD				
B40407	CYPRESSWOOD DR				
FY2008	IVY FALLS DR				
	12/18/2007				
Year of Expenditure (YOE) Project Cost Information:					
	Fund Cat	Federal	State	Local	Total
	LOCAL	---	---	\$4,989,243	\$4,989,243
	YOE Cost:	---	---	\$4,989,243	\$4,989,243
HARRIS	HARRIS COUNTY	CONSTRUCT 4-LANE BLVD SECTION W/ OFF-SITE DETENTION			
14521	T C JESTER BLVD				
B40512	SPRING CYPRESS RD				
FY2008	CENTER COURT DR				
	5/1/2008				
Year of Expenditure (YOE) Project Cost Information:					
	Fund Cat	Federal	State	Local	Total
	LOCAL	---	---	\$3,484,500	\$3,484,500
	YOE Cost:	---	---	\$3,484,500	\$3,484,500
HARRIS	CITY OF HOUSTON	WEST HOUSTON ON-STREET BIKEWAY NETWORK: PHASE 2			
0912-71-655	TERRY HERSHEY PARK				
6085	ENCLAVE PKWY				
N-000420-19A-2	S OF IH 10				
FY2008	12/1/2007				
Year of Expenditure (YOE) Project Cost Information:					
	Fund Cat	Federal	State	Local	Total
	5	\$984,840	---	\$246,210	\$1,231,050
	YOE Cost:	\$984,840	---	\$246,210	\$1,231,050

**HOUSTON-GALVESTON MPO
2011-2014 TRANSPORTATION IMPROVEMENT PROGRAM
PROGRESS FROM 2008-2011 TRANSPORTATION IMPROVEMENT PROGRAM**

COUNTY	SPONSOR	PROJECT DESCRIPTION
CSJ NUMBER	STREET	
MPO ID	FROM LIMIT	
SPONSOR ID	TO LIMIT	
FISCAL YEAR	LET DATE	

Grouped by County and Sorted by Street, CSJ Number and MPOID

HARRIS	CITY OF BAYTOWN	TEXAS AVENUE STREETScape
0912-70-009	TEXAS AVENUE IN BAYTOWN	
13533	PRUETT ST	
	COMMERCE ST	
FY2010	9/1/2009	

Year of Expenditure (YOE) Project Cost Information:

Fund Cat	Federal	State	Local	Total
10	\$693,000	---	---	\$693,000
LOCAL CONT	---	---	\$86,530	\$86,530
YOE Cost:	\$693,000	---	\$86,530	\$779,530

HARRIS	GREATER SOUTHEAST MANAGEMENT DISTRICT	CONSTRUCT PEDESTRIAN / BICYCLE TRAIL
0912-72-069	THIRD WARD HIKE & BIKE TRAIL	
13524	VA	
	VA	
FY2008	9/1/2007	

Year of Expenditure (YOE) Project Cost Information:

Fund Cat	Federal	State	Local	Total
10	\$600,000	---	\$150,000	\$750,000
LOCAL CONT	---	---	\$30,000	\$30,000
YOE Cost:	\$600,000	---	\$180,000	\$780,000

HARRIS	HARRIS COUNTY	CONSTRUCT 5-LANE CONCRETE SECTION W/CURB & GUTTER AND STORM SEWER
	THOMPSON RD	
14233	ELLIS SCHOOL RD	
B20403	SH 330	
FY2011	12/1/2009	

Year of Expenditure (YOE) Project Cost Information:

Fund Cat	Federal	State	Local	Total
LOCAL	---	---	\$8,200,000	\$8,200,000
YOE Cost:	---	---	\$8,200,000	\$8,200,000

HARRIS	HARRIS COUNTY	CONSTRUCT CONCRETE PAVEMENT TO COMPLETE 2-LANE PAVEMENT SECTION
	TUCKERTON RD	
7653	SUNNY RIDGE DR	
B30209	POINT PARK DR	
FY2009	9/1/2008	

Year of Expenditure (YOE) Project Cost Information:

Fund Cat	Federal	State	Local	Total
LOCAL	---	---	\$979,284	\$979,284
YOE Cost:	---	---	\$979,284	\$979,284

HARRIS	HARRIS COUNTY	construct the second half (2-eastbound lanes) of a concrete curb and gutter boulevard to complete the full boulevard section
	TUCKERTON RD	
14234	POINT PARK DR	
B30504	HUFFMEISTER RD	
FY2009	11/4/2008	

Year of Expenditure (YOE) Project Cost Information:

Fund Cat	Federal	State	Local	Total
LOCAL	---	---	\$616,117	\$616,117
YOE Cost:	---	---	\$616,117	\$616,117

**HOUSTON-GALVESTON MPO
2011-2014 TRANSPORTATION IMPROVEMENT PROGRAM
PROGRESS FROM 2008-2011 TRANSPORTATION IMPROVEMENT PROGRAM**

COUNTY	SPONSOR	HARRIS COUNTY PROJECTS Grouped by County and Sorted by Street, CSJ Number and MPOID
CSJ NUMBER	STREET	
MPO ID	FROM LIMIT	
SPONSOR ID	TO LIMIT	
FISCAL YEAR	LET DATE	
		PROJECT DESCRIPTION

HARRIS	HARRIS COUNTY	construct the second half (2-westbound lanes) of a concrete curb and gutter boulevard to complete the full boulevard section
	TUCKERTON RD	
14235	TELGE RD	
B30505	SUNNY RIDGE	
FY2009	5/19/2009	

Year of Expenditure (YOE) Project Cost Information:

Fund Cat	Federal	State	Local	Total
LOCAL	---	---	\$1,037,296	\$1,037,296
YOE Cost:	---	---	\$1,037,296	\$1,037,296

HARRIS	TXDOT HOUSTON DISTRICT	REPLACE BRIDGE
0912-71-406	TURNEY RD	
1668	AT HALLS BAYOU	
FY2008	2/1/2008	

Year of Expenditure (YOE) Project Cost Information:

Fund Cat	Federal	State	Local	Total
6	\$332,800	\$83,200	---	\$416,000
YOE Cost:	\$332,800	\$83,200	---	\$416,000

HARRIS	METRO	METRO SOLUTIONS UNIVERSITY CORRIDOR (FY 2008)
	UNIVERSITY CORRIDOR	
12989	HILLCROFT TRANSIT CENTER	
	EASTWOOD TRANSIT CENTER	
FY2008	10/1/2007	

Year of Expenditure (YOE) Project Cost Information:

Fund Cat	Federal	State	Local	Total
5307	\$4,917,577	---	\$1,229,394	\$6,146,971
5309	\$1,500,000	---	\$1,500,000	\$3,000,000
YOE Cost:	\$6,417,577	---	\$2,729,394	\$9,146,971

HARRIS	METRO	METRO SOLUTIONS - UNIVERSITY CORRIDOR (DEIS)
	UNIVERSITY CORRIDOR	
14394	HILLCROFT TRANSIT CENTER	
5.1	EASTWOOD TRANSIT CENTER	
FY2009	10/1/2008	

Year of Expenditure (YOE) Project Cost Information:

Fund Cat	Federal	State	Local	Total
5307	\$1,271,358	---	\$317,840	\$1,589,198
LOCAL	---	---	\$115,742,803	\$115,742,803
YOE Cost:	\$1,271,358	---	\$116,060,643	\$117,332,001

**HOUSTON-GALVESTON MPO
2011-2014 TRANSPORTATION IMPROVEMENT PROGRAM
PROGRESS FROM 2008-2011 TRANSPORTATION IMPROVEMENT PROGRAM**

COUNTY	SPONSOR	Grouped by County and Sorted by Street, CSJ Number and MPOID PROJECT DESCRIPTION
CSJ NUMBER	STREET	
MPO ID	FROM LIMIT	
SPONSOR ID	TO LIMIT	
FISCAL YEAR	LET DATE	

HARRIS	UPPER KIRBY DISTRICT	UPPER KIRBY PED/TRANSIT CONNECTION IMPROVEMENTS
0912-72-237	UPPER KIRBY MANAGEMENT DISTRICT	
14617	VA	
	VA	
FY2010	2/1/2010	

Year of Expenditure (YOE) Project Cost Information:

Fund Cat	Federal	State	Local	Total
ARRA	\$5,000,000	---	---	\$5,000,000
LOCAL CONT	---	---	\$492,165	\$492,165
YOE Cost:	\$5,000,000	---	\$492,165	\$5,492,165

HARRIS	METRO	METRO SOLUTIONS UPTOWN CORRIDOR (FY 2008)
	UPTOWN CORRIDOR	
14425	NORTHWEST TRANSIT CENTER	
	WESTPARK	
FY2008	10/1/2007	

Year of Expenditure (YOE) Project Cost Information:

Fund Cat	Federal	State	Local	Total
LOCAL	---	---	\$5,000,000	\$5,000,000
YOE Cost:	---	---	\$5,000,000	\$5,000,000

HARRIS	UPTOWN HOUSTON DISTRICT	UPTOWN INTERSECTION AND SIGNALIZATION IMPROVEMENTS
0912-72-152	UPTOWN HOUSTON	
11011	VARIOUS	
UPT-14		
FY2008	9/1/2007	

Year of Expenditure (YOE) Project Cost Information:

Fund Cat	Federal	State	Local	Total
5	\$1,471,400	---	\$367,850	\$1,839,250
YOE Cost:	\$1,471,400	---	\$367,850	\$1,839,250

HARRIS	UPTOWN HOUSTON DISTRICT	INSTALL TRAFFIC MANAGEMENT OPERATIONS EQUIPMENT: PHASE 2
0912-72-194	UPTOWN HOUSTON	
13801	VA	
	VA	
FY2010	9/1/2009	

Year of Expenditure (YOE) Project Cost Information:

Fund Cat	Federal	State	Local	Total
5	\$1,157,625	---	\$1,157,625	\$2,315,250
YOE Cost:	\$1,157,625	---	\$1,157,625	\$2,315,250

HARRIS	UPTOWN HOUSTON DISTRICT	PEDESTRIAN/TRANSIT CONNECTION IMPROVEMENTS
0912-72-207	UPTOWN HOUSTON	
11486	VA	
	VA	
FY2010	2/1/2010	

Year of Expenditure (YOE) Project Cost Information:

Fund Cat	Federal	State	Local	Total
ARRA	\$5,000,000	---	---	\$5,000,000
LOCAL CONT	---	---	\$17,739,821	\$17,739,821
YOE Cost:	\$5,000,000	---	\$17,739,821	\$22,739,821

**HOUSTON-GALVESTON MPO
2011-2014 TRANSPORTATION IMPROVEMENT PROGRAM
PROGRESS FROM 2008-2011 TRANSPORTATION IMPROVEMENT PROGRAM**

COUNTY	SPONSOR	PROJECT DESCRIPTION			
CSJ NUMBER	STREET				
MPO ID	FROM LIMIT				
SPONSOR ID	TO LIMIT				
FISCAL YEAR	LET DATE				
HARRIS	TXDOT HOUSTON DISTRICT	LANDSCAPE DEVELOPMENT (MATERIAL PURCHASE)			
0050-08-081	US 290				
14011	WRIGHT RD				
	BW 8				
FY2009	4/1/2009				
Year of Expenditure (YOE) Project Cost Information:					
	Fund Cat	Federal	State	Local	Total
	10	\$108,160	\$27,040	---	\$135,200
	YOE Cost:	\$108,160	\$27,040	---	\$135,200
HARRIS	TXDOT HOUSTON DISTRICT	EXTENSION OF RIGHT TURN LANE AND ADD SHOULDERS AT VARIOUS LOCATIONS ON US 290			
0050-08-083	US 290				
12822	AT FM 1960				
FY2008	10/1/2007				
Year of Expenditure (YOE) Project Cost Information:					
	Fund Cat	Federal	State	Local	Total
	1	\$210,496	\$52,624	---	\$263,120
	YOE Cost:	\$210,496	\$52,624	---	\$263,120
HARRIS	TXDOT HOUSTON DISTRICT	TSM IMPROVEMENTS AT VARIOUS LOCATIONS ADD U-TNS & AUX LNS, TRAFFIC MEDIAN MODIFICATIONS, PV MKS, TS, W/DRAINAGE			
0050-08-085	US 290				
14122	FM 529				
	JONES RD				
FY2010	10/1/2009				
Year of Expenditure (YOE) Project Cost Information:					
	Fund Cat	Federal	State	Local	Total
	1	\$832,000	\$208,000	---	\$1,040,000
	YOE Cost:	\$832,000	\$208,000	---	\$1,040,000
HARRIS	TXDOT HOUSTON DISTRICT	CRACK & SPALL REPAIR, FULL DEPTH CONCRETE REPAIR (IN SECTIONS)			
0050-08-088	US 290				
14562	SH 6				
	FM 529				
FY2009	4/1/2009				
Year of Expenditure (YOE) Project Cost Information:					
	Fund Cat	Federal	State	Local	Total
	1	---	\$192,000	---	\$192,000
	YOE Cost:	---	\$192,000	---	\$192,000
HARRIS	TXDOT HOUSTON DISTRICT	TSM IMPROVEMENTS AT VARIOUS LOCATIONS ADD U-TNS & AUX LNS, RELOCATE RAMP, TRAFFIC MEDIAN MODS, PV MKS, TS, W/DRAINAGE			
0050-09-059	US 290				
7030	AT 34TH ST				
FY2010	10/1/2009				
Year of Expenditure (YOE) Project Cost Information:					
	Fund Cat	Federal	State	Local	Total
	1	---	\$659,360	---	\$659,360
	LOCAL CONT	---	---	\$1,866,000	\$1,866,000
	YOE Cost:	---	\$659,360	\$1,866,000	\$2,525,360

**HOUSTON-GALVESTON MPO
2011-2014 TRANSPORTATION IMPROVEMENT PROGRAM
PROGRESS FROM 2008-2011 TRANSPORTATION IMPROVEMENT PROGRAM**

COUNTY	SPONSOR	HARRIS COUNTY PROJECTS Grouped by County and Sorted by Street, CSJ Number and MPOID
CSJ NUMBER	STREET	
MPO ID	FROM LIMIT	
SPONSOR ID	TO LIMIT	
FISCAL YEAR	LET DATE	
		PROJECT DESCRIPTION

HARRIS	TXDOT HOUSTON DISTRICT	TSM IMPROVEMENTS AT VARIOUS LOCATIONS ADD U-TNS &
0050-09-073	US 290	AUX LNS,
14123	IH 610	TRAFFIC MEDIAN MODIFICATIONS, PV MKS, TS, W/DRAINAGE
	FM 529	
FY2010	10/1/2009	

Year of Expenditure (YOE) Project Cost Information:

Fund Cat	Federal	State	Local	Total
1	\$832,000	\$208,000	---	\$1,040,000
YOE Cost:	\$832,000	\$208,000	---	\$1,040,000

HARRIS	TXDOT HOUSTON DISTRICT	EDGE DRAINS, ACP OVERLAY AND PAVEMENT MARKINGS
0114-12-006	US 290	
13885	WALLER C/L	
	0.532 MI E OF BADTKE RD	
FY2008	1/1/2008	

Year of Expenditure (YOE) Project Cost Information:

Fund Cat	Federal	State	Local	Total
1	\$6,323,200	\$1,580,800	---	\$7,904,000
YOE Cost:	\$6,323,200	\$1,580,800	---	\$7,904,000

HARRIS	TXDOT HOUSTON DISTRICT	LANDSCAPE DEVELOPMENT
0912-70-013	US 59 N	
14035	WILL CLAYTON PARKWAY	
	IH 45	
FY2009	1/1/2009	

Year of Expenditure (YOE) Project Cost Information:

Fund Cat	Federal	State	Local	Total
10	\$995,072	\$248,768	---	\$1,243,840
YOE Cost:	\$995,072	\$248,768	---	\$1,243,840

HARRIS	TXDOT HOUSTON DISTRICT	BASE REPAIR, ONE COURSE SURFACE TREATMENT,
0028-01-092	US 90	PAVEMENT,
13909	MESA DR	UNDERSEAL, OVERLAY AND PAVEMENT MARKINGS
	W OF BW 8	
FY2010	6/1/2010	

Year of Expenditure (YOE) Project Cost Information:

Fund Cat	Federal	State	Local	Total
1	\$2,941,952	\$735,488	---	\$3,677,440
LOCAL CONT	---	---	\$1,015,966	\$1,015,966
YOE Cost:	\$2,941,952	\$735,488	\$1,015,966	\$4,693,406

HARRIS	TXDOT HOUSTON DISTRICT	FULL DEPTH CONCRETE REPAIR AND REPAIR OF SPALLING
0028-02-084	US 90	IN CONCRETE PAVEMENT
14120	BW 8	
	FM 2100	
FY2010	9/1/2009	

Year of Expenditure (YOE) Project Cost Information:

Fund Cat	Federal	State	Local	Total
1	\$2,007,449	\$501,862	---	\$2,509,312
YOE Cost:	\$2,007,449	\$501,862	---	\$2,509,312

**HOUSTON-GALVESTON MPO
2011-2014 TRANSPORTATION IMPROVEMENT PROGRAM
PROGRESS FROM 2008-2011 TRANSPORTATION IMPROVEMENT PROGRAM**

COUNTY	SPONSOR	HARRIS COUNTY PROJECTS Grouped by County and Sorted by Street, CSJ Number and MPOID
CSJ NUMBER	STREET	
MPO ID	FROM LIMIT	
SPONSOR ID	TO LIMIT	
FISCAL YEAR	LET DATE	
		PROJECT DESCRIPTION

HARRIS	TXDOT HOUSTON DISTRICT	FULL DEPTH CONCRETE REPAIR AND REPAIR OF SPALLING
0028-02-085	US 90	IN CONCRETE PAVEMENT
14121	BOHEMIAN HALL RD	
	LIBERTY COUNTY LINE	
FY2010	9/1/2009	

Year of Expenditure (YOE) Project Cost Information:

Fund Cat	Federal	State	Local	Total
1	\$511,380	\$127,845	---	\$639,225
LOCAL CONT	---	---	\$193,952	\$193,952
YOE Cost:	\$511,380	\$127,845	\$193,952	\$833,177

HARRIS	TXDOT HOUSTON DISTRICT	MILL, SEAL COAT, BASE REPAIR AND ACP OVERLAY
0028-02-087	US 90	
14576	W OF KRENEK RD	
	E OF RUNNENBERG RD	
FY2009	4/1/2009	

Year of Expenditure (YOE) Project Cost Information:

Fund Cat	Federal	State	Local	Total
1	---	\$700,000	---	\$700,000
YOE Cost:	---	\$700,000	---	\$700,000

HARRIS	METRO	YELLOW CAB CONVERSION OF 30 DODGE CARAVAN VANS
	VA	FOR WHEELCHAIR ACCESSIBILITY
11478	VA	
	VA	
FY2008	12/3/2007	

Year of Expenditure (YOE) Project Cost Information:

Fund Cat	Federal	State	Local	Total
5317	\$284,250	---	\$480,909	\$765,159
YOE Cost:	\$284,250	---	\$480,909	\$765,159

HARRIS	METRO	FIXED GUIDEWAY MODERNIZATION (FY 2008)
	VA	
11488	VA	
	VA	
FY2008	10/1/2007	

Year of Expenditure (YOE) Project Cost Information:

Fund Cat	Federal	State	Local	Total
5309	\$619,000	---	\$154,750	\$773,750
YOE Cost:	\$619,000	---	\$154,750	\$773,750

HARRIS	METRO	40-FT BUSES-CLEAN FUELS (FY 2008) (2)
	VA	
14324	VA	
	VA	
FY2008	9/1/2007	

Year of Expenditure (YOE) Project Cost Information:

Fund Cat	Federal	State	Local	Total
5307	\$3,218,009	---	\$659,111	\$3,877,120
5308	\$2,587,000	---	\$529,867	\$3,116,867
YOE Cost:	\$5,805,009	---	\$1,188,978	\$6,993,987

**HOUSTON-GALVESTON MPO
2011-2014 TRANSPORTATION IMPROVEMENT PROGRAM
PROGRESS FROM 2008-2011 TRANSPORTATION IMPROVEMENT PROGRAM**

COUNTY	SPONSOR	PROJECT DESCRIPTION
CSJ NUMBER	STREET	
MPO ID	FROM LIMIT	
SPONSOR ID	TO LIMIT	
FISCAL YEAR	LET DATE	

Grouped by County and Sorted by Street, CSJ Number and MPOID

HARRIS	METRO	FY 2000 BIKE RACKS ON METRO BUSES
0912-00-215	VA	
7120	VARIOUS	
19.18	VA	
FY2008	9/1/2007	

Year of Expenditure (YOE) Project Cost Information:

Fund Cat	Federal	State	Local	Total
5	\$1,200,000	---	\$300,000	\$1,500,000
YOE Cost:	\$1,200,000	---	\$300,000	\$1,500,000

HARRIS	TXDOT HOUSTON DISTRICT	OVERHEAD SIGN CATWALK REMOVAL
0912-72-124	VA	
14156	VARIOUS LOCATIONS IN HARRIS COUNTY	
FY2008	10/1/2007	

Year of Expenditure (YOE) Project Cost Information:

Fund Cat	Federal	State	Local	Total
11	\$1,414,400	\$353,600	---	\$1,768,000
YOE Cost:	\$1,414,400	\$353,600	---	\$1,768,000

HARRIS	METRO	SIGNATURE BUS AND PARK & RIDE SERVICE ALONG IH 10 AND US 290 CORRIDORS
0912-72-154	VA	
11971	VARIOUS LOCATIONS	
FY2008	9/1/2007	

Year of Expenditure (YOE) Project Cost Information:

Fund Cat	Federal	State	Local	Total
5	\$1,873,500	---	\$468,375	\$2,341,875
YOE Cost:	\$1,873,500	---	\$468,375	\$2,341,875

HARRIS	CITY OF HOUSTON	INTERSECTIONS IMPROVEMENTS INCLUDING SAFETY AND REDUCING BOTTLENECKS (FY 2008-FY 2012)
11698	VARIOUS	
	VA	
	VA	
FY2007	9/1/2007	

Year of Expenditure (YOE) Project Cost Information:

Fund Cat	Federal	State	Local	Total
LOCAL	---	---	\$6,000,000	\$6,000,000
YOE Cost:	---	---	\$6,000,000	\$6,000,000

HARRIS	CITY OF HOUSTON	UPDATING AND INTEGRATING TRAFFIC SIGNALS AT 38 LOCATIONS THROUGHOUT DOWNTOWN/MIDTOWN. REPLACING COMPLETE INFRASTRUCTURE ABOVE AND BELOW GRADE INCLUDING SUPPORT STRUCTURES, TRAFFIC SIGNAL EQUIPMENT AND COMMUNICATION MEDIUM
13651	VARIOUS	
	VA	
	VA	
FY2008	1/1/2008	

Year of Expenditure (YOE) Project Cost Information:

Fund Cat	Federal	State	Local	Total
LOCAL	---	---	\$3,100,000	\$3,100,000
YOE Cost:	---	---	\$3,100,000	\$3,100,000

**HOUSTON-GALVESTON MPO
2011-2014 TRANSPORTATION IMPROVEMENT PROGRAM
PROGRESS FROM 2008-2011 TRANSPORTATION IMPROVEMENT PROGRAM**

COUNTY	SPONSOR	PROJECT DESCRIPTION			
CSJ NUMBER	STREET				
MPO ID	FROM LIMIT				
SPONSOR ID	TO LIMIT				
FISCAL YEAR	LET DATE				
HARRIS	TXDOT HOUSTON DISTRICT	ITS EN ROUTE TRANSIT INFORMATION SYSTEM WORK			
0912-71-592	VARIOUS	ORDER #19			
9860	VA				
	VA				
FY2010	9/1/2009				
Year of Expenditure (YOE) Project Cost Information:					
	Fund Cat	Federal	State	Local	Total
	10	\$941,435	---	\$235,358	\$1,176,794
	YOE Cost:	\$941,435	---	\$235,358	\$1,176,794
HARRIS	TXDOT HOUSTON DISTRICT	ADA CURB RAMP PROGRAM FY 07, VARIOUS LOCATIONS ON			
0912-72-144	VARIOUS	SH 35, FM 521 AND FM 865			
14489	VA				
	VA				
FY2009	5/1/2009				
Year of Expenditure (YOE) Project Cost Information:					
	Fund Cat	Federal	State	Local	Total
	10	\$1,760,000	\$440,000	---	\$2,200,000
	YOE Cost:	\$1,760,000	\$440,000	---	\$2,200,000
HARRIS	TXDOT HOUSTON DISTRICT	MISCELLANEOUS BRIDGE AND BRIDGE APPROACH REPAIRS			
0912-72-109	VARIOUS LOCATIONS				
13997	VA				
	VA				
FY2008	1/1/2008				
Year of Expenditure (YOE) Project Cost Information:					
	Fund Cat	Federal	State	Local	Total
	1	\$609,856	\$152,464	---	\$762,320
	YOE Cost:	\$609,856	\$152,464	---	\$762,320
HARRIS	TXDOT HOUSTON DISTRICT	HORIZONTAL/ANGLE CORE DRILLING			
0912-00-309	VARIOUS LOCATIONS DISTRICTWIDE				
14137	VA				
	VA				
FY2008	6/1/2008				
Year of Expenditure (YOE) Project Cost Information:					
	Fund Cat	Federal	State	Local	Total
	1	---	\$35,000	---	\$35,000
	YOE Cost:	---	\$35,000	---	\$35,000
HARRIS	TXDOT HOUSTON DISTRICT	REPAIR/REPLACE HIGH MAST FOUNDATIONS (ASR DAMAGE)			
0912-00-319	VARIOUS LOCATIONS DISTRICTWIDE	AND BRIDGE SEALING BW8 AT IH 45			
13915	VA				
	VA				
FY2008	11/1/2007				
Year of Expenditure (YOE) Project Cost Information:					
	Fund Cat	Federal	State	Local	Total
	1	\$746,304	\$186,576	---	\$932,880
	YOE Cost:	\$746,304	\$186,576	---	\$932,880

**HOUSTON-GALVESTON MPO
2011-2014 TRANSPORTATION IMPROVEMENT PROGRAM
PROGRESS FROM 2008-2011 TRANSPORTATION IMPROVEMENT PROGRAM**

COUNTY	SPONSOR	PROJECT DESCRIPTION
CSJ NUMBER	STREET	
MPO ID	FROM LIMIT	
SPONSOR ID	TO LIMIT	
FISCAL YEAR	LET DATE	

Grouped by County and Sorted by Street, CSJ Number and MPOID

HARRIS	TXDOT HOUSTON DISTRICT	REPLACE EXISTING DETECTOR LOOPS WITH VIVDS
0912-00-323	VARIOUS LOCATIONS DISTRICTWIDE	
14138	VA	
	VA	
FY2008	11/1/2007	

Year of Expenditure (YOE) Project Cost Information:

Fund Cat	Federal	State	Local	Total
1	\$510,016	\$127,504	---	\$637,520
YOE Cost:	\$510,016	\$127,504	---	\$637,520

HARRIS	TXDOT HOUSTON DISTRICT	ITS-COMMUNICATIONS (3 YEAR)
0912-00-328	VARIOUS LOCATIONS DISTRICTWIDE	
14141	VA	
	VA	
FY2008	9/1/2007	

Year of Expenditure (YOE) Project Cost Information:

Fund Cat	Federal	State	Local	Total
5	\$212,160	\$53,040	---	\$265,200
YOE Cost:	\$212,160	\$53,040	---	\$265,200

HARRIS	TXDOT HOUSTON DISTRICT	ITS-MAINTENANCE (NON-LETTING)
0912-00-329	VARIOUS LOCATIONS DISTRICTWIDE	
14142	VA	
	VA	
FY2010	10/1/2009	

Year of Expenditure (YOE) Project Cost Information:

Fund Cat	Federal	State	Local	Total
11	\$3,744,000	\$936,000	---	\$4,680,000
YOE Cost:	\$3,744,000	\$936,000	---	\$4,680,000

HARRIS	TXDOT HOUSTON DISTRICT	UPGRADE/RECONSTRUCT TRAFFIC SIGNALS
0912-00-335	VARIOUS LOCATIONS DISTRICTWIDE	
14146	VA	
	VA	
FY2010	9/1/2009	

Year of Expenditure (YOE) Project Cost Information:

Fund Cat	Federal	State	Local	Total
ARRA	\$1,105,202	---	---	\$1,105,202
YOE Cost:	\$1,105,202	---	---	\$1,105,202

HARRIS	TXDOT HOUSTON DISTRICT	NEW TRAFFIC SIGNALS
0912-00-350	VARIOUS LOCATIONS DISTRICTWIDE	
14543	VA	
	VA	
FY2008	4/1/2009	

Year of Expenditure (YOE) Project Cost Information:

Fund Cat	Federal	State	Local	Total
5	\$1,200,000	\$300,000	---	\$1,500,000
YOE Cost:	\$1,200,000	\$300,000	---	\$1,500,000

**HOUSTON-GALVESTON MPO
2011-2014 TRANSPORTATION IMPROVEMENT PROGRAM
PROGRESS FROM 2008-2011 TRANSPORTATION IMPROVEMENT PROGRAM**

COUNTY	SPONSOR	PROJECT DESCRIPTION			
CSJ NUMBER	STREET				
MPO ID	FROM LIMIT				
SPONSOR ID	TO LIMIT				
FISCAL YEAR	LET DATE				
HARRIS	TXDOT HOUSTON DISTRICT	UPGRADE/RECONSTRUCT TRAFFIC SIGNALS			
0912-00-383	VARIOUS LOCATIONS DISTRICTWIDE				
14649	VA				
	VA				
FY2010	9/1/2009				
Year of Expenditure (YOE) Project Cost Information:					
	Fund Cat	Federal	State	Local	Total
	ARRA	\$1,186,731	---	---	\$1,186,731
	YOE Cost:	\$1,186,731	---	---	\$1,186,731
HARRIS	HARRIS COUNTY	REAL-TIME HIGHWAY PERFORMANCE MONITORING			
0912-00-397	VARIOUS LOCATIONS DISTRICTWIDE				
14588	VA				
	VA				
FY2010	3/1/2010				
Year of Expenditure (YOE) Project Cost Information:					
	Fund Cat	Federal	State	Local	Total
	ARRA	\$5,250,000	---	---	\$5,250,000
	YOE Cost:	\$5,250,000	---	---	\$5,250,000
HARRIS	HARRIS COUNTY	HARRIS COUNTY SIGNAL PROJECT PHASE 2 PRECINCT 1-PROJECT 1			
0912-72-083	VARIOUS LOCATIONS IN HARRIS COUNTY				
13476	VA				
	VA				
FY2008	8/1/2008				
Year of Expenditure (YOE) Project Cost Information:					
	Fund Cat	Federal	State	Local	Total
	5	\$898,383	---	\$224,596	\$1,122,979
	YOE Cost:	\$898,383	---	\$224,596	\$1,122,979
HARRIS	HARRIS COUNTY	HARRIS COUNTY SIGNAL PROJECT, PHASE 2, PRECINCT 2, PROJECT 1			
0912-72-085	VARIOUS LOCATIONS IN HARRIS COUNTY				
13478	VA				
	VA				
FY2008	8/1/2008				
Year of Expenditure (YOE) Project Cost Information:					
	Fund Cat	Federal	State	Local	Total
	5	\$884,170	---	\$221,043	\$1,105,213
	YOE Cost:	\$884,170	---	\$221,043	\$1,105,213
HARRIS	HARRIS COUNTY	HARRIS COUNTY SIGNAL PROJECT, PHASE 2, PRECINCT 2, PROJECT 2			
0912-72-086	VARIOUS LOCATIONS IN HARRIS COUNTY				
13479	VA				
	VA				
FY2008	8/1/2008				
Year of Expenditure (YOE) Project Cost Information:					
	Fund Cat	Federal	State	Local	Total
	5	\$987,399	---	\$246,850	\$1,234,249
	YOE Cost:	\$987,399	---	\$246,850	\$1,234,249

**HOUSTON-GALVESTON MPO
2011-2014 TRANSPORTATION IMPROVEMENT PROGRAM
PROGRESS FROM 2008-2011 TRANSPORTATION IMPROVEMENT PROGRAM**

COUNTY	SPONSOR	HARRIS COUNTY PROJECTS
CSJ NUMBER	STREET	Grouped by County and Sorted by Street, CSJ Number and MPOID
MPO ID	FROM LIMIT	
SPONSOR ID	TO LIMIT	PROJECT DESCRIPTION
FISCAL YEAR	LET DATE	

HARRIS	CITY OF PASADENA	VINCE BAYOU PEDESTRIAN AND BICYCLE TRAIL IN PASADENA
0912-71-793	VINCE BAYOU PEDESTRIAN AND BICYCLE TRAIL	
10346	STRAWBERRY PARK	
R031	BURKE/CRENSHAW PARK ON VINCE BAYOU	
FY2011	8/1/2010	

Year of Expenditure (YOE) Project Cost Information:

Fund Cat	Federal	State	Local	Total
5	\$308,700	---	\$77,175	\$385,875
9	\$1,074,398	---	---	\$1,074,398
LOCAL CONT	---	---	\$919,247	\$919,247
YOE Cost:	\$1,383,098	---	\$996,422	\$2,379,520

HARRIS	TXDOT HOUSTON DISTRICT	TRAFFIC MANAGEMENT AND INFORMATION SYSTEM WORK
0912-71-559	WASHBURN TUNNEL	ORDER #14 (Non-letting, Ongoing)
9793		
FY2010	9/1/2009	

Year of Expenditure (YOE) Project Cost Information:

Fund Cat	Federal	State	Local	Total
10	\$1,097,867	---	\$274,466	\$1,372,334
YOE Cost:	\$1,097,867	---	\$274,466	\$1,372,334

HARRIS	TXDOT HOUSTON DISTRICT	BRIDGE REPLACEMENT
0912-72-051	WAYSIDE DR N	
11328	AT HALLS BAYOU	
FY2010	3/1/2010	

Year of Expenditure (YOE) Project Cost Information:

Fund Cat	Federal	State	Local	Total
6	\$344,801	\$43,100	\$43,100	\$431,001
YOE Cost:	\$344,801	\$43,100	\$43,100	\$431,001

HARRIS	CITY OF HOUSTON	2 INTERSECTION RECONSTRUCTION, 8 POINT REPAIR,
0912-70-026	WESLAYAN ST	ASPHALTIC CONCRETE OVERLAY
14674	SAN FELIPE ST	
	US 59	
FY2010	5/1/2010	

Year of Expenditure (YOE) Project Cost Information:

Fund Cat	Federal	State	Local	Total
ARRA	\$630,000	---	---	\$630,000
LOCAL CONT	---	---	\$420,074	\$420,074
YOE Cost:	\$630,000	---	\$420,074	\$1,050,074

**HOUSTON-GALVESTON MPO
2011-2014 TRANSPORTATION IMPROVEMENT PROGRAM
PROGRESS FROM 2008-2011 TRANSPORTATION IMPROVEMENT PROGRAM**

COUNTY	SPONSOR	HARRIS COUNTY PROJECTS Grouped by County and Sorted by Street, CSJ Number and MPOID
CSJ NUMBER	STREET	
MPO ID	FROM LIMIT	
SPONSOR ID	TO LIMIT	
FISCAL YEAR	LET DATE	
		PROJECT DESCRIPTION

HARRIS	TXDOT HOUSTON DISTRICT	REPLACE BRIDGE AND APPROACHES
0912-72-002	WEST HARRIS AVE	
11334	AT VINCE BAYOU	
FY2008	7/1/2008	

Year of Expenditure (YOE) Project Cost Information:

Fund Cat	Federal	State	Local	Total
6	\$5,191,680	\$1,297,920	---	\$6,489,600
YOE Cost:	\$5,191,680	\$1,297,920	---	\$6,489,600

HARRIS	CITY OF HOUSTON	WEST WHITE OAK BAYOU TRAIL EXTENSION
0912-71-545	WEST WHITE OAK BAYOU TRAIL	
2929	S. PINEMONT	
N-000420-024	DEEP FOREST	
FY2010	4/1/2010	

Year of Expenditure (YOE) Project Cost Information:

Fund Cat	Federal	State	Local	Total
ARRA	\$1,802,304	---	---	\$1,802,304
5	\$761,615	---	\$190,404	\$952,019
9	---	---	\$450,576	\$450,576
LOCAL CONT	---	---	\$2,545,101	\$2,545,101
YOE Cost:	\$2,563,919	---	\$3,186,081	\$5,750,000

HARRIS	UPTOWN HOUSTON DISTRICT	DESIGN & CONSTRUCTION OF UPTOWN PEDESTRIAN/TRANSIT IMPROVEMENT PROGRAM
0912-72-147	WESTHEIMER	
11006	IH 610	
UPT-8	POST OAK BLVD	
FY2008	9/1/2007	

Year of Expenditure (YOE) Project Cost Information:

Fund Cat	Federal	State	Local	Total
5	\$4,200,000	---	\$1,050,000	\$5,250,000
YOE Cost:	\$4,200,000	---	\$1,050,000	\$5,250,000

HARRIS	CITY OF HOUSTON	CONSTRUCTION OF STREETS AND DRAINAGE: PHASE 1
0912-72-070	WHITE HEATHER AREA IN HOUSTON	
13520	FUQUA W	
	N OF W ANDERSON	
FY2009	10/1/2008	

Year of Expenditure (YOE) Project Cost Information:

Fund Cat	Federal	State	Local	Total
10	\$7,029,044	---	\$1,757,261	\$8,786,305
YOE Cost:	\$7,029,044	---	\$1,757,261	\$8,786,305

**HOUSTON-GALVESTON MPO
2011-2014 TRANSPORTATION IMPROVEMENT PROGRAM
PROGRESS FROM 2008-2011 TRANSPORTATION IMPROVEMENT PROGRAM**

COUNTY	SPONSOR	HARRIS COUNTY PROJECTS Grouped by County and Sorted by Street, CSJ Number and MPOID
CSJ NUMBER	STREET	
MPO ID	FROM LIMIT	
SPONSOR ID	TO LIMIT	
FISCAL YEAR	LET DATE	
		PROJECT DESCRIPTION

HARRIS	CITY OF HOUSTON	CONSTRUCTION OF STREETS AND DRAINAGE: PHASE 2
0912-72-215	WHITE HEATHER AREA IN HOUSTON	
14551	S OF SIMS BAYOU	
	N OF FUQUA W	
FY2010	12/1/2009	

Year of Expenditure (YOE) Project Cost Information:

Fund Cat	Federal	State	Local	Total
10	\$3,367,647	---	\$841,912	\$4,209,559
LOCAL CONT	---	---	\$2,756,407	\$2,756,407
YOE Cost:	\$3,367,647	---	\$3,598,319	\$6,965,966

HARRIS	CITY OF HOUSTON	ENGR, ROW ACQ & RECONSTRUCT OF EXISTING DIVIDED
	WILCREST DR	RDWY W/ CONCRETE PAVING CURBS SIDEWALKS STREET
10068	BELLAIRE BLVD	LIGHTING & UNDERGROUND UTILITIES
N-000766	BEECHNUT ST	
FY2009	6/17/2009	

Year of Expenditure (YOE) Project Cost Information:

Fund Cat	Federal	State	Local	Total
LOCAL	---	---	\$6,157,504	\$6,157,504
YOE Cost:	---	---	\$6,157,504	\$6,157,504

HARRIS	HARRIS COUNTY	WIDEN TO 5-LANE ASPHALT PAVEMENT SECTION
	WILL CLAYTON PKWY	
166	US 59 N	
B40059	S HOUSTON AVE	
FY2010	3/1/2010	

Year of Expenditure (YOE) Project Cost Information:

Fund Cat	Federal	State	Local	Total
LOCAL	---	---	\$3,000,000	\$3,000,000
YOE Cost:	---	---	\$3,000,000	\$3,000,000

HARRIS	HARRIS COUNTY	WIDEN TO 5-LANE ASPHALT PAVEMENT SECTION
	WILL CLAYTON PKWY	
8005	HOUSTON AVE S	
B40060	WILSON RD	
FY2010	12/1/2009	

Year of Expenditure (YOE) Project Cost Information:

Fund Cat	Federal	State	Local	Total
LOCAL	---	---	\$4,000,000	\$4,000,000
YOE Cost:	---	---	\$4,000,000	\$4,000,000

HARRIS	HARRIS COUNTY	CONSTRUCT 5-LANE CONCRETE SECTION W/ CURB &
	WOODFOREST BLVD	GUTTER AND STORM SEWER
14237	FREEPORT	
B20404	HAYMARKET	
FY2008	2/1/2008	

Year of Expenditure (YOE) Project Cost Information:

Fund Cat	Federal	State	Local	Total
LOCAL	---	---	\$4,000,000	\$4,000,000
YOE Cost:	---	---	\$4,000,000	\$4,000,000

**HOUSTON-GALVESTON MPO
2011-2014 TRANSPORTATION IMPROVEMENT PROGRAM
PROGRESS FROM 2008-2011 TRANSPORTATION IMPROVEMENT PROGRAM**

COUNTY
CSJ NUMBER
MPO ID
SPONSOR ID
FISCAL YEAR

SPONSOR
STREET
FROM LIMIT
TO LIMIT
LET DATE

HARRIS COUNTY PROJECTS

Grouped by County and Sorted by Street, CSJ Number and MPOID

PROJECT DESCRIPTION

HARRIS	CITY OF HOUSTON	MILL AND ACP OVERLAY
0912-70-031	YALE ST	
14681	IH 610	
	IH 10	
FY2010	5/1/2010	

Year of Expenditure (YOE) Project Cost Information:

Fund Cat	Federal	State	Local	Total
ARRA	\$1,000,000	---	---	\$1,000,000
YOE Cost:	\$1,000,000	---	---	\$1,000,000

HARRIS	CITY OF HOUSTON	REHABILITATE YALE STREET
0912-72-064	YALE ST	
10065	IH 610	
N-000724	IH 10	
FY2010	5/1/2010	

Year of Expenditure (YOE) Project Cost Information:

Fund Cat	Federal	State	Local	Total
10	\$800,000	---	\$200,000	\$1,000,000
YOE Cost:	\$800,000	---	\$200,000	\$1,000,000

**HOUSTON-GALVESTON MPO
2011-2014 TRANSPORTATION IMPROVEMENT PROGRAM
PROGRESS FROM 2008-2011 TRANSPORTATION IMPROVEMENT PROGRAM**

COUNTY	SPONSOR	LIBERTY COUNTY PROJECTS Grouped by County and Sorted by Street, CSJ Number and MPOID
CSJ NUMBER	STREET	
MPO ID	FROM LIMIT	
SPONSOR ID	TO LIMIT	
FISCAL YEAR	LET DATE	
		PROJECT DESCRIPTION

LIBERTY	TXDOT BEAUMONT DISTRICT	OVERLAY EXISTING ROADWAY
0762-02-044	FM 1409	
14555	US 90	
	2.0 MI S OF US 90	
FY2009	4/1/2009	

Year of Expenditure (YOE) Project Cost Information:

Fund Cat	Federal	State	Local	Total
1	\$400,000	\$100,000	---	\$500,000
YOE Cost:	\$400,000	\$100,000	---	\$500,000

LIBERTY	TXDOT BEAUMONT DISTRICT	RESTORE EXISTING ROADWAY
1146-01-027	FM 834	
14654	SH 146 E	
	FM 770	
FY2009	9/1/2009	

Year of Expenditure (YOE) Project Cost Information:

Fund Cat	Federal	State	Local	Total
ARRA	\$1,200,000	---	---	\$1,200,000
YOE Cost:	\$1,200,000	---	---	\$1,200,000

LIBERTY	CITY OF CLEVELAND	REPLACE ROAD
0920-02-082	SAN JACINTO ST	
14671	WASHINGTON AVE	
	BOOTHE ST	
FY2010	3/9/2010	

Year of Expenditure (YOE) Project Cost Information:

Fund Cat	Federal	State	Local	Total
ARRA	\$156,000	---	---	\$156,000
YOE Cost:	\$156,000	---	---	\$156,000

LIBERTY	TXDOT BEAUMONT DISTRICT	CONSTRUCT 2-LANES OF NEW RELIEF ROUTE
0338-12-001	SH 105	
199	0.6 MI W OF FM 1010 S OF CLEVELAND,E	
	2.1 MI E OF LP 573	
FY2008	11/1/2007	

Year of Expenditure (YOE) Project Cost Information:

Fund Cat	Federal	State	Local	Total
10	\$9,774,212	\$2,443,553	---	\$12,217,765
YOE Cost:	\$9,774,212	\$2,443,553	---	\$12,217,765

LIBERTY	TXDOT BEAUMONT DISTRICT	CONSTRUCT 2-LANES OF A NEW RELIEF ROUTE
0338-12-002	SH 105	
14517	SH 105 W OF CLEVELAND, EAST	
	W OF FM 1010	
FY2010	2/9/2010	

Year of Expenditure (YOE) Project Cost Information:

Fund Cat	Federal	State	Local	Total
PROP-14	---	\$34,850,000	---	\$34,850,000
YOE Cost:	---	\$34,850,000	---	\$34,850,000

**HOUSTON-GALVESTON MPO
2011-2014 TRANSPORTATION IMPROVEMENT PROGRAM
PROGRESS FROM 2008-2011 TRANSPORTATION IMPROVEMENT PROGRAM**

COUNTY	SPONSOR	LIBERTY COUNTY PROJECTS Grouped by County and Sorted by Street, CSJ Number and MPOID
CSJ NUMBER	STREET	
MPO ID	FROM LIMIT	
SPONSOR ID	TO LIMIT	
FISCAL YEAR	LET DATE	
		PROJECT DESCRIPTION

LIBERTY	TXDOT BEAUMONT DISTRICT	WIDEN ROADWAY FROM 2-LANES TO 4-LANES
0389-01-036	SH 146	
12174	US 90 IN DAYTON	
	0.2 MI S OF FM 1413	
FY2009	4/1/2009	

Year of Expenditure (YOE) Project Cost Information:

Fund Cat	Federal	State	Local	Total
11	\$10,818,814	\$2,704,704	---	\$13,523,518
YOE Cost:	\$10,818,814	\$2,704,704	---	\$13,523,518

LIBERTY	TXDOT BEAUMONT DISTRICT	WIDEN ROADWAY FROM 2-LANES TO 4-LANES
0389-01-041	SH 146	
14523	0.2 MI S OF FM 1413	
	CHAMBERS C/L	
FY2010	12/1/2009	

Year of Expenditure (YOE) Project Cost Information:

Fund Cat	Federal	State	Local	Total
11	\$9,928,113	\$2,482,028	---	\$12,410,141
YOE Cost:	\$9,928,113	\$2,482,028	---	\$12,410,141

LIBERTY	TXDOT BEAUMONT DISTRICT	REPLACE BRIDGE AND APPROACHES
0593-01-089	SH 321	
1513	AT UP RR	
FY2008	1/2/2008	

Year of Expenditure (YOE) Project Cost Information:

Fund Cat	Federal	State	Local	Total
6	\$4,000,800	\$1,000,200	---	\$5,001,000
YOE Cost:	\$4,000,800	\$1,000,200	---	\$5,001,000

LIBERTY	CITY OF CLEVELAND	REPLACE ROAD
0920-02-083	TRAVIS ST	
14672	HANSON ST	
	BOOTHE ST	
FY2010	3/1/2010	

Year of Expenditure (YOE) Project Cost Information:

Fund Cat	Federal	State	Local	Total
ARRA	\$50,270	---	---	\$50,270
YOE Cost:	\$50,270	---	---	\$50,270

LIBERTY	THE DISTRICT (BRAZOS TRANSIT DISTRICT)	LIBERTY COUNTY PARK AND RIDE FACILITY
0920-02-076	US 90	
4071	SW OF THE CITY OF DAYTON	
FY2008	9/1/2007	

Year of Expenditure (YOE) Project Cost Information:

Fund Cat	Federal	State	Local	Total
5	\$1,600,000	---	\$400,000	\$2,000,000
YOE Cost:	\$1,600,000	---	\$400,000	\$2,000,000

**HOUSTON-GALVESTON MPO
2011-2014 TRANSPORTATION IMPROVEMENT PROGRAM
PROGRESS FROM 2008-2011 TRANSPORTATION IMPROVEMENT PROGRAM**

COUNTY	SPONSOR	PROJECT DESCRIPTION
CSJ NUMBER	STREET	
MPO ID	FROM LIMIT	
SPONSOR ID	TO LIMIT	
FISCAL YEAR	LET DATE	

Grouped by County and Sorted by Street, CSJ Number and MPOID

MONTGOMERY	TXDOT HOUSTON DISTRICT	REPLACE BRIDGE AND APPROACHES
0912-37-172	BOARS HEAD RD	
11318	AT UNNAMED DRAW	
FY2008	1/1/2008	

Year of Expenditure (YOE) Project Cost Information:

Fund Cat	Federal	State	Local	Total
6	\$316,160	\$79,040	---	\$395,200
YOE Cost:	\$316,160	\$79,040	---	\$395,200

MONTGOMERY	TXDOT HOUSTON DISTRICT	REPLACE BRIDGE (NBI# 12170AA1164047)
0912-37-185	CRIGHTON RD	
13979	AT STEWARTS CREEK	
FY2011	12/1/2010	

Year of Expenditure (YOE) Project Cost Information:

Fund Cat	Federal	State	Local	Total
6	\$440,228	\$110,057	---	\$550,285
YOE Cost:	\$440,228	\$110,057	---	\$550,285

MONTGOMERY	TXDOT HOUSTON DISTRICT	REPLACE BRIDGE
0912-37-177	DOGWOOD TRAIL DR	
13975	AT WALNUT CREEK	
FY2008	7/1/2008	

Year of Expenditure (YOE) Project Cost Information:

Fund Cat	Federal	State	Local	Total
6	\$386,048	\$96,512	---	\$482,560
LOCAL CONT	---	---	\$79,837	\$79,837
YOE Cost:	\$386,048	\$96,512	\$79,837	\$562,397

MONTGOMERY	MONTGOMERY COUNTY	CONSTRUCT A NORTH/SOUTH GRADE SEPARATION OVER EAST/WEST BNSF RR AND FM 2854
0912-37-191	FISH CREEK THOROUGHFARE/MCCALEB RD	
13656	N OF FM 2854	
	S OF FM 2854	
FY2010	12/1/2009	

Year of Expenditure (YOE) Project Cost Information:

Fund Cat	Federal	State	Local	Total
7	\$3,530,079	---	\$882,520	\$4,412,599
YOE Cost:	\$3,530,079	---	\$882,520	\$4,412,599

MONTGOMERY	TXDOT HOUSTON DISTRICT	PE TO WIDEN TO 4 LANE DIVIDED WITH BRIDGE AT LAKE CONROE, ENV, ROW MAPPING & ACQUISITION
1259-01-032	FM 1097	
11187	FM 149	
	IH 45	
FY2007	12/1/2007	

Year of Expenditure (YOE) Project Cost Information:

Fund Cat	Federal	State	Local	Total
10	---	---	\$3,160,000	\$3,160,000
YOE Cost:	---	---	\$3,160,000	\$3,160,000

**HOUSTON-GALVESTON MPO
2011-2014 TRANSPORTATION IMPROVEMENT PROGRAM
PROGRESS FROM 2008-2011 TRANSPORTATION IMPROVEMENT PROGRAM**

COUNTY	SPONSOR	PROJECT DESCRIPTION			
CSJ NUMBER	STREET				
MPO ID	FROM LIMIT				
SPONSOR ID	TO LIMIT				
FISCAL YEAR	LET DATE				
MONTGOMERY	TXDOT HOUSTON DISTRICT	FY 2006 RAILROAD GRADE CROSSING REPLANKING PROGRAM (UPRR DOT# 427 978T)			
1259-02-019	FM 1097				
14072	AT UP RAILROAD IN WILLIS				
FY2009	9/1/2008				
Year of Expenditure (YOE) Project Cost Information:					
	Fund Cat	Federal	State	Local	Total
	10	\$29,073	\$7,268	---	\$36,341
	YOE Cost:	\$29,073	\$7,268	---	\$36,341
MONTGOMERY	TXDOT HOUSTON DISTRICT	WIDEN TO 4-LANE DIVIDED RURAL ROAD (PTF)			
1986-01-023	FM 1314				
496	1.0 MI S OF SH 242				
	S OF GENE CAMPBELL BLVD				
FY2009	9/1/2008				
Year of Expenditure (YOE) Project Cost Information:					
	Fund Cat	Federal	State	Local	Total
	10	---	---	\$18,628,842	\$18,628,842
	YOE Cost:	---	---	\$18,628,842	\$18,628,842
MONTGOMERY	TXDOT HOUSTON DISTRICT	WIDEN TO 4-LANE DIVIDED RURAL ROAD (PTF)			
1986-01-049	FM 1314				
11558	S OF GENE CAMPBELL BLVD				
	2.6 MI NW OF LP 494				
FY2009	9/1/2008				
Year of Expenditure (YOE) Project Cost Information:					
	Fund Cat	Federal	State	Local	Total
	10	---	---	\$18,243,949	\$18,243,949
	YOE Cost:	---	---	\$18,243,949	\$18,243,949
MONTGOMERY	TXDOT HOUSTON DISTRICT	FY 2006 RAILROAD GRADE CROSSING REPLANKING PROGRAM (BNSF DOT# 024 360R)			
1986-01-056	FM 1314				
14093	AT BNSF RAILROAD IN CONROE				
FY2009	9/1/2008				
Year of Expenditure (YOE) Project Cost Information:					
	Fund Cat	Federal	State	Local	Total
	10	\$25,139	\$6,284	---	\$31,424
	YOE Cost:	\$25,139	\$6,284	---	\$31,424
MONTGOMERY	TXDOT HOUSTON DISTRICT	DRAINAGE IMPROVEMENTS			
1986-01-059	FM 1314				
14559	0.212 MI NW OF MILLS RD				
	0.356 MI SE OF MILLS RD				
FY2010	9/1/2009				
Year of Expenditure (YOE) Project Cost Information:					
	Fund Cat	Federal	State	Local	Total
	ARRA	\$374,100	---	---	\$374,100
	YOE Cost:	\$374,100	---	---	\$374,100

**HOUSTON-GALVESTON MPO
2011-2014 TRANSPORTATION IMPROVEMENT PROGRAM
PROGRESS FROM 2008-2011 TRANSPORTATION IMPROVEMENT PROGRAM**

COUNTY	SPONSOR	PROJECT DESCRIPTION
CSJ NUMBER	STREET	
MPO ID	FROM LIMIT	
SPONSOR ID	TO LIMIT	
FISCAL YEAR	LET DATE	

Grouped by County and Sorted by Street, CSJ Number and MPOID

MONTGOMERY	TXDOT HOUSTON DISTRICT	CONSTRUCT RIGHT TURN LANES
1986-01-060	FM 1314	
14635	0.3 MI N OF SH 242	
	0.1 MI S OF SH 242	
FY2010	8/1/2010	

Year of Expenditure (YOE) Project Cost Information:

Fund Cat	Federal	State	Local	Total
5	\$640,000	\$160,000	---	\$800,000
YOE Cost:	\$640,000	\$160,000	---	\$800,000

MONTGOMERY	TXDOT HOUSTON DISTRICT	WIDEN TO 4 LANE DIVIDED (PTF)
1417-01-026	FM 1484	
11186	FM 3083	
	FM 2432	
FY2008	7/1/2008	

Year of Expenditure (YOE) Project Cost Information:

Fund Cat	Federal	State	Local	Total
LOCAL	---	---	\$31,196,000	\$31,196,000
YOE Cost:	---	---	\$31,196,000	\$31,196,000

MONTGOMERY	TXDOT HOUSTON DISTRICT	BASE REPAIR, ONE COARSE SURFACE TREATMENT AND ASPHALT OVERLAY
1417-01-027	FM 1484	
13900	FM 2432	
	SH 105	
FY2008	1/1/2008	

Year of Expenditure (YOE) Project Cost Information:

Fund Cat	Federal	State	Local	Total
1	\$2,095,808	\$523,952	---	\$2,619,760
YOE Cost:	\$2,095,808	\$523,952	---	\$2,619,760

MONTGOMERY	TXDOT HOUSTON DISTRICT	PREPARE ROW FOR WIDEN TO 4-LANE DIVIDED (PTF)
1417-01-028	FM 1484	
13546	FM 3083	
	FM 2432	
FY2008	3/1/2008	

Year of Expenditure (YOE) Project Cost Information:

Fund Cat	Federal	State	Local	Total
10	---	---	\$503,000	\$503,000
YOE Cost:	---	---	\$503,000	\$503,000

MONTGOMERY	TXDOT HOUSTON DISTRICT	WIDEN TO 4 LANE DIVIDED (PTF)
1062-03-042	FM 1485	
11563	KIDD CEMETERY RD	
	LP 494	
FY2008	10/1/2007	

Year of Expenditure (YOE) Project Cost Information:

Fund Cat	Federal	State	Local	Total
10	---	---	\$7,331,628	\$7,331,628
YOE Cost:	---	---	\$7,331,628	\$7,331,628

**HOUSTON-GALVESTON MPO
2011-2014 TRANSPORTATION IMPROVEMENT PROGRAM
PROGRESS FROM 2008-2011 TRANSPORTATION IMPROVEMENT PROGRAM**

COUNTY	SPONSOR	MONTGOMERY COUNTY PROJECTS
CSJ NUMBER	STREET	
MPO ID	FROM LIMIT	
SPONSOR ID	TO LIMIT	
FISCAL YEAR	LET DATE	

Grouped by County and Sorted by Street, CSJ Number and MPOID

MONTGOMERY	TXDOT HOUSTON DISTRICT	WIDEN 2-LANES TO 4-LANES DIVIDED (PTF)
0523-10-016	FM 1488	
498	E OF FM 149 AT MOSTYN	
	FM 2978	
FY2009	8/1/2009	

Year of Expenditure (YOE) Project Cost Information:

Fund Cat	Federal	State	Local	Total
10	---	---	\$32,960,000	\$32,960,000
LOCAL CONT	---	---	\$1,318,400	\$1,318,400
YOE Cost:	---	---	\$34,278,400	\$34,278,400

MONTGOMERY	TXDOT HOUSTON DISTRICT	FY 2005 RAILROAD GRADE CROSSING REPLANKING PROGRAM (BNSF DOT# 597 112Y)
0523-10-032	FM 1488	
14088	IN MOSTYN	
FY2009	9/1/2008	

Year of Expenditure (YOE) Project Cost Information:

Fund Cat	Federal	State	Local	Total
10	\$27,534	\$6,883	---	\$34,417
YOE Cost:	\$27,534	\$6,883	---	\$34,417

MONTGOMERY	TXDOT HOUSTON DISTRICT	WIDEN 2-LANES TO 4-LANE DIVIDED (PTF)
0523-10-033	FM 1488	
13472	0.37 MI E OF SH 242	
	0.18 MI W OF IH 45	
FY2009	3/1/2009	

Year of Expenditure (YOE) Project Cost Information:

Fund Cat	Federal	State	Local	Total
10	---	---	\$11,463,848	\$11,463,848
YOE Cost:	---	---	\$11,463,848	\$11,463,848

MONTGOMERY	MONTGOMERY COUNTY	PREPARE ROW FOR WIDEN TO 4-LANES (PTF)
0523-10-038	FM 1488	
13547	E OF FM 149 AT MOSTYN	
	FM 2978	
FY2010	11/1/2009	

Year of Expenditure (YOE) Project Cost Information:

Fund Cat	Federal	State	Local	Total
10	---	---	\$1,039,450	\$1,039,450
YOE Cost:	---	---	\$1,039,450	\$1,039,450

MONTGOMERY	TXDOT HOUSTON DISTRICT	PREPARE ROW FOR WIDEN TO 4 LANES (PTF)
0523-10-039	FM 1488	
13549	SH 242	
	IH 45	
FY2008	11/1/2007	

Year of Expenditure (YOE) Project Cost Information:

Fund Cat	Federal	State	Local	Total
10	---	---	\$629,148	\$629,148
YOE Cost:	---	---	\$629,148	\$629,148

**HOUSTON-GALVESTON MPO
2011-2014 TRANSPORTATION IMPROVEMENT PROGRAM
PROGRESS FROM 2008-2011 TRANSPORTATION IMPROVEMENT PROGRAM**

COUNTY	SPONSOR	PROJECT DESCRIPTION
CSJ NUMBER	STREET	
MPO ID	FROM LIMIT	
SPONSOR ID	TO LIMIT	
FISCAL YEAR	LET DATE	

Grouped by County and Sorted by Street, CSJ Number and MPOID

MONTGOMERY	TXDOT HOUSTON DISTRICT	FY 2005 RAILROAD GRADE CROSSING REPLANKING PROGRAM (BNSF DOT# 024 326J)
0720-02-069	FM 149	
14089	SOUTH OF MONTGOMERY	
FY2009	9/1/2008	

Year of Expenditure (YOE) Project Cost Information:

Fund Cat	Federal	State	Local	Total
10	\$19,153	\$4,788	---	\$23,942
YOE Cost:	\$19,153	\$4,788	---	\$23,942

MONTGOMERY	TXDOT HOUSTON DISTRICT	FY 2005 RAILROAD GRADE CROSSING REPLANKING PROGRAM (BNSF DOT# 597 114M)
0720-02-070	FM 149	
14090	AT JACKSON ROAD	
FY2009	9/1/2008	

Year of Expenditure (YOE) Project Cost Information:

Fund Cat	Federal	State	Local	Total
10	\$19,153	\$4,788	---	\$23,942
YOE Cost:	\$19,153	\$4,788	---	\$23,942

MONTGOMERY	TXDOT HOUSTON DISTRICT	FY 2006 RAILROAD GRADE CROSSING REPLANKING PROGRAM (UPRR DOT# 430 087E)
0720-02-071	FM 149	
14040	AT UP RAILROAD IN MAGNOLIA	
FY2009	9/1/2008	

Year of Expenditure (YOE) Project Cost Information:

Fund Cat	Federal	State	Local	Total
10	\$16,613	\$4,153	---	\$20,766
YOE Cost:	\$16,613	\$4,153	---	\$20,766

MONTGOMERY	TXDOT HOUSTON DISTRICT	ADD LEFT TURN LANE
3050-02-019	FM 2978	
14527	AT TAMINA ROAD	
FY2009	11/1/2008	

Year of Expenditure (YOE) Project Cost Information:

Fund Cat	Federal	State	Local	Total
5	\$110,703	\$27,676	---	\$138,379
YOE Cost:	\$110,703	\$27,676	---	\$138,379

MONTGOMERY	TXDOT HOUSTON DISTRICT	ADD LEFT TURN LANE
3050-02-020	FM 2978	
14528	AT WOODLANE BLVD	
FY2009	11/1/2008	

Year of Expenditure (YOE) Project Cost Information:

Fund Cat	Federal	State	Local	Total
5	\$111,047	\$27,762	---	\$138,809
YOE Cost:	\$111,047	\$27,762	---	\$138,809

**HOUSTON-GALVESTON MPO
2011-2014 TRANSPORTATION IMPROVEMENT PROGRAM
PROGRESS FROM 2008-2011 TRANSPORTATION IMPROVEMENT PROGRAM**

COUNTY	SPONSOR	PROJECT DESCRIPTION
CSJ NUMBER	STREET	
MPO ID	FROM LIMIT	
SPONSOR ID	TO LIMIT	
FISCAL YEAR	LET DATE	

Grouped by County and Sorted by Street, CSJ Number and MPOID

MONTGOMERY	TXDOT HOUSTON DISTRICT	FY 2006 RAILROAD GRADE CROSSING REPLANKING PROGRAM (UPRR DOT# 448 431H)
3158-01-030	FM 3083	
14074	AT UPRR RAILROAD IN CONROE	
FY2010	9/1/2009	

Year of Expenditure (YOE) Project Cost Information:

Fund Cat	Federal	State	Local	Total
10	\$25,958	\$6,489	---	\$32,448
YOE Cost:	\$25,958	\$6,489	---	\$32,448

MONTGOMERY	CITY OF CONROE	WIDEN FROM 2 TO 4-LANES
0675-08-098	GLADSTELL RD	
14526	W OF GRAND LAKE CREEK	
	IH 45	
FY2010	9/1/2009	

Year of Expenditure (YOE) Project Cost Information:

Fund Cat	Federal	State	Local	Total
11	\$800,000	\$200,000	---	\$1,000,000
YOE Cost:	\$800,000	\$200,000	---	\$1,000,000

MONTGOMERY	MONTGOMERY COUNTY	WIDEN 2-LANE TO 3-LANE DIVIDED
10838	HANNA RD	
	WOODSON RD	
	TODD RD	
FY2008	4/1/2008	

Year of Expenditure (YOE) Project Cost Information:

Fund Cat	Federal	State	Local	Total
LOCAL CONT	---	---	\$1,580,000	\$1,580,000
YOE Cost:	---	---	\$1,580,000	\$1,580,000

MONTGOMERY	TXDOT HOUSTON DISTRICT	INSTALL COMPUTERIZED TRANSPORTATION MANAGEMENT SYSTEM
0110-04-181	IH 45 N	
13438	N OF CREIGHTON RD	
	FM 1488	
FY2009	5/1/2009	

Year of Expenditure (YOE) Project Cost Information:

Fund Cat	Federal	State	Local	Total
5	\$1,323,000	\$330,750	---	\$1,653,750
YOE Cost:	\$1,323,000	\$330,750	---	\$1,653,750

MONTGOMERY	TXDOT HOUSTON DISTRICT	RECONSTRUCT RAMPS AND ILLUMINATION IN ADVANCE OF DCS AT SH 242, 3538-01-030 (PTF)
0110-04-183	IH 45 N	
14520	AT SH 242	
FY2010	1/1/2010	

Year of Expenditure (YOE) Project Cost Information:

Fund Cat	Federal	State	Local	Total
10	---	---	\$1,300,000	\$1,300,000
LOCAL CONT	---	---	\$52,000	\$52,000
YOE Cost:	---	---	\$1,352,000	\$1,352,000

**HOUSTON-GALVESTON MPO
2011-2014 TRANSPORTATION IMPROVEMENT PROGRAM
PROGRESS FROM 2008-2011 TRANSPORTATION IMPROVEMENT PROGRAM**

COUNTY	SPONSOR	PROJECT DESCRIPTION
CSJ NUMBER	STREET	Grouped by County and Sorted by Street, CSJ Number and MPOID
MPO ID	FROM LIMIT	
SPONSOR ID	TO LIMIT	
FISCAL YEAR	LET DATE	

MONTGOMERY	TXDOT HOUSTON DISTRICT	WIDEN TO 8 MAIN LANES AND RECONSTRUCT 2-LANE FRONTAGE ROADS
0675-08-061	IH 45 N	
365	S OF FM 3083	
	N OF LP 336 N	
FY2010	2/1/2010	

Year of Expenditure (YOE) Project Cost Information:

Fund Cat	Federal	State	Local	Total
ARRA	\$12,022,200	---	---	\$12,022,200
YOE Cost:	\$12,022,200	---	---	\$12,022,200

MONTGOMERY	TXDOT HOUSTON DISTRICT	WIDEN TO 6 MAIN LANES
0675-08-084	IH 45 N	
917	N OF CALVARY RD	
	S OF FM 830	
FY2010	3/1/2010	

Year of Expenditure (YOE) Project Cost Information:

Fund Cat	Federal	State	Local	Total
ARRA	\$57,852,000	---	---	\$57,852,000
YOE Cost:	\$57,852,000	---	---	\$57,852,000

MONTGOMERY	CITY OF WILLIS	CONSTRUCT 1 NORTHBOUND ENTRANCE RAMP AND 1 SOUTHBOUND EXIT RAMP
0675-08-091	IH 45 N	
181	AT LONGSTREET ROAD IN WILLIS	
FY2010	3/1/2010	

Year of Expenditure (YOE) Project Cost Information:

Fund Cat	Federal	State	Local	Total
ARRA	\$500,000	---	---	\$500,000
LOCAL	---	---	\$1,750,000	\$1,750,000
YOE Cost:	\$500,000	---	\$1,750,000	\$2,250,000

MONTGOMERY	TXDOT HOUSTON DISTRICT	WIDEN TO 8-MAIN LANES AND RECONSTRUCT 2-LANE FRONTAGE ROADS
0675-08-099	IH 45 N	
14607	S OF FM 3083	
	N OF LEAGUE LINE RD	
FY2010	2/1/2010	

Year of Expenditure (YOE) Project Cost Information:

Fund Cat	Federal	State	Local	Total
ARRA	\$30,946,762	---	---	\$30,946,762
YOE Cost:	\$30,946,762	---	---	\$30,946,762

MONTGOMERY	TXDOT HOUSTON DISTRICT	WIDEN TO 8 MAIN LANES AND RECONSTRUCT 2-LANE FRONTAGE ROADS
0675-08-100	IH 45 N	
14608	N OF LEAGUE LINE RD	
	S OF FM 830	
FY2010	2/1/2010	

Year of Expenditure (YOE) Project Cost Information:

Fund Cat	Federal	State	Local	Total
ARRA	\$16,435,753	---	---	\$16,435,753
YOE Cost:	\$16,435,753	---	---	\$16,435,753

**HOUSTON-GALVESTON MPO
2011-2014 TRANSPORTATION IMPROVEMENT PROGRAM
PROGRESS FROM 2008-2011 TRANSPORTATION IMPROVEMENT PROGRAM**

COUNTY	SPONSOR	PROJECT DESCRIPTION
CSJ NUMBER	STREET	
MPO ID	FROM LIMIT	
SPONSOR ID	TO LIMIT	
FISCAL YEAR	LET DATE	

Grouped by County and Sorted by Street, CSJ Number and MPOID

MONTGOMERY	TXDOT HOUSTON DISTRICT	BRIDGE REPLACEMENTS
0675-08-101	IH 45 N	
14612	AT CALVARY, LONGSTREET AND FM 830	
FY2010	3/1/2010	

Year of Expenditure (YOE) Project Cost Information:

Fund Cat	Federal	State	Local	Total
ARRA	\$2,898,000	---	---	\$2,898,000
YOE Cost:	\$2,898,000	---	---	\$2,898,000

MONTGOMERY	TXDOT HOUSTON DISTRICT	FAULT LINE BASE REPAIRS
0912-37-200	IH 45, LP 336 AND SH 105	
14651	VA	
	VA	
FY2009	4/1/2009	

Year of Expenditure (YOE) Project Cost Information:

Fund Cat	Federal	State	Local	Total
1	\$500,000	---	---	\$500,000
YOE Cost:	\$500,000	---	---	\$500,000

MONTGOMERY	TXDOT HOUSTON DISTRICT	WIDEN SUBGRADE, OCST AND ACP OVERLAY
0177-14-026	LP 494	
10745	US 59	
	KINGWOOD DR	
FY2009	4/1/2009	

Year of Expenditure (YOE) Project Cost Information:

Fund Cat	Federal	State	Local	Total
1	\$332,800	\$83,200	---	\$416,000
LOCAL CONT	---	---	\$4,900,000	\$4,900,000
YOE Cost:	\$332,800	\$83,200	\$4,900,000	\$5,316,000

MONTGOMERY	TXDOT HOUSTON DISTRICT	REPLACE BRIDGE AND APPROACHES
0912-37-171	MARY WAGNER RD	
10892	AT HOSTETTER CREEK	
FY2008	1/1/2008	

Year of Expenditure (YOE) Project Cost Information:

Fund Cat	Federal	State	Local	Total
6	\$316,160	\$79,040	---	\$395,200
YOE Cost:	\$316,160	\$79,040	---	\$395,200

MONTGOMERY	THE DISTRICT (BRAZOS TRANSIT DISTRICT)	ADMINISTRATIVE EXPENDITURES FOR PUBLIC
	MONTGOMERY COUNTY	TRANSPORTATION IN MONTGOMERY COUNTY (FY 2008):
12979	VA	FED=\$250,000; ST=\$250,000; TTL=\$500,000 WILL BE
	VA	PROGRAMMED IN STIP BY TXDOT PTN
FY2008	10/1/2007	

Year of Expenditure (YOE) Project Cost Information:

Fund Cat	Federal	State	Local	Total
5311	---	---	---	---
YOE Cost:	---	---	---	---

**HOUSTON-GALVESTON MPO
2011-2014 TRANSPORTATION IMPROVEMENT PROGRAM
PROGRESS FROM 2008-2011 TRANSPORTATION IMPROVEMENT PROGRAM**

COUNTY	SPONSOR	PROJECT DESCRIPTION
CSJ NUMBER	STREET	
MPO ID	FROM LIMIT	
SPONSOR ID	TO LIMIT	
FISCAL YEAR	LET DATE	

Grouped by County and Sorted by Street, CSJ Number and MPOID

MONTGOMERY	THE DISTRICT (BRAZOS TRANSIT DISTRICT) MONTGOMERY COUNTY	OPERATING EXPENDITURES FOR PUBLIC TRANSPORTATION IN MONTGOMERY COUNTY (FY 2008): FED=\$666,000; ST=\$666,000; TTL=\$1,332,000 WILL BE PROGRAMMED IN STIP BY TXDOT PTN
12981	VA VA	
FY2008	10/1/2007	

Year of Expenditure (YOE) Project Cost Information:

Fund Cat	Federal	State	Local	Total
5311	---	---	---	---
YOE Cost:	---	---	---	---

MONTGOMERY	THE DISTRICT (BRAZOS TRANSIT DISTRICT) MONTGOMERY COUNTY	FY 2009 3 TYPE 3 VEHICLES @ \$61K EACH AND 3 MOBILE DATA TERMINALS FOR ELDERLY AND DISABLED PROGRAM
14642	VA VA	
FY2009	8/1/2009	

Year of Expenditure (YOE) Project Cost Information:

Fund Cat	Federal	State	Local	Total
5310	\$194,100	---	---	\$194,100
YOE Cost:	\$194,100	---	---	\$194,100

MONTGOMERY	TXDOT HOUSTON DISTRICT MONTGOMERY COUNTY	MONTGOMERY COMMITTEE ON AGING PURCHASE OF SERVICES PREVENTATIVE MAINTENANCE 1 TYPE 3 VEHICLE
14645	VA VA	
FY2009	8/1/2009	

Year of Expenditure (YOE) Project Cost Information:

Fund Cat	Federal	State	Local	Total
5311	\$255,000	---	---	\$255,000
YOE Cost:	\$255,000	---	---	\$255,000

MONTGOMERY	TXDOT HOUSTON DISTRICT 0912-37-166 11317 OLD HIGHWAY 105 AT CANEY CREEK	REPLACE BRIDGE AND APPROACHES
FY2008	1/1/2008	

Year of Expenditure (YOE) Project Cost Information:

Fund Cat	Federal	State	Local	Total
6	\$2,496,000	\$624,000	---	\$3,120,000
YOE Cost:	\$2,496,000	\$624,000	---	\$3,120,000

MONTGOMERY	MONTGOMERY COUNTY RICHARDS RD 10840 HANNA RD RAYFORD RD	WIDEN 2-LANE TO 4-LANE DIVIDED
FY2008	4/1/2008	

Year of Expenditure (YOE) Project Cost Information:

Fund Cat	Federal	State	Local	Total
LOCAL	---	---	\$1,380,000	\$1,380,000
YOE Cost:	---	---	\$1,380,000	\$1,380,000

**HOUSTON-GALVESTON MPO
2011-2014 TRANSPORTATION IMPROVEMENT PROGRAM
PROGRESS FROM 2008-2011 TRANSPORTATION IMPROVEMENT PROGRAM**

COUNTY	SPONSOR	MONTGOMERY COUNTY PROJECTS
CSJ NUMBER	STREET	Grouped by County and Sorted by Street, CSJ Number and MPOID
MPO ID	FROM LIMIT	
SPONSOR ID	TO LIMIT	
FISCAL YEAR	LET DATE	

MONTGOMERY	MONTGOMERY COUNTY	CONSTRUCT NEW 2-LANE ROADWAY
	SEVEN COVES RD	
959	SH 75	
	FM 2432	
FY2008	3/1/2008	

Year of Expenditure (YOE) Project Cost Information:

Fund Cat	Federal	State	Local	Total
LOCAL	---	---	\$6,798,389	\$6,798,389
YOE Cost:	---	---	\$6,798,389	\$6,798,389

MONTGOMERY	TXDOT HOUSTON DISTRICT	BASE REPAIR, CRACK SEAL AND PAVEMENT MARKINGS
0912-37-181	SH 149, FM 830 & FM 1314	
14114	VA	
	VA	
FY2008	1/1/2008	

Year of Expenditure (YOE) Project Cost Information:

Fund Cat	Federal	State	Local	Total
1	\$830,336	\$207,584	---	\$1,037,920
YOE Cost:	\$830,336	\$207,584	---	\$1,037,920

MONTGOMERY	TXDOT HOUSTON DISTRICT	REHABILITATE BRIDGE AND APPROACHES
0912-37-184	SHAKEY HOLLOW RD	
13978	AT SPRING BR	
FY2010	9/1/2009	

Year of Expenditure (YOE) Project Cost Information:

Fund Cat	Federal	State	Local	Total
6	\$341,958	\$42,744	\$42,744	\$427,448
LOCAL CONT	---	---	\$29,000	\$29,000
YOE Cost:	\$341,958	\$42,744	\$71,744	\$456,448

MONTGOMERY	TXDOT HOUSTON DISTRICT	REPLACE BRIDGE (NBI# 12170AA0919001)
0912-37-182	STAGECOACH RD	
13976	AT LAKE HARDIN BRANCH	
FY2008	7/1/2008	

Year of Expenditure (YOE) Project Cost Information:

Fund Cat	Federal	State	Local	Total
6	\$209,664	\$26,208	\$26,208	\$262,080
LOCAL CONT	---	---	\$2,000	\$2,000
YOE Cost:	\$209,664	\$26,208	\$28,208	\$264,080

MONTGOMERY	THE DISTRICT (BRAZOS TRANSIT DISTRICT)	OPERATING EXPENDITURES FOR PUBLIC TRANSPORTATION
	THE WOODLANDS	IN THE WOODLANDS (FY 2008)
12933	VA	
	VA	
FY2008	10/1/2007	

Year of Expenditure (YOE) Project Cost Information:

Fund Cat	Federal	State	Local	Total
5307	\$1,190,043	\$268,350	\$921,693	\$2,380,086
YOE Cost:	\$1,190,043	\$268,350	\$921,693	\$2,380,086

**HOUSTON-GALVESTON MPO
2011-2014 TRANSPORTATION IMPROVEMENT PROGRAM
PROGRESS FROM 2008-2011 TRANSPORTATION IMPROVEMENT PROGRAM**

COUNTY	SPONSOR	MONTGOMERY COUNTY PROJECTS Grouped by County and Sorted by Street, CSJ Number and MPOID
CSJ NUMBER	STREET	
MPO ID	FROM LIMIT	
SPONSOR ID	TO LIMIT	
FISCAL YEAR	LET DATE	
		PROJECT DESCRIPTION

MONTGOMERY	THE DISTRICT (BRAZOS TRANSIT DISTRICT) THE WOODLANDS	PLANNING EXPENDITURES FOR PUBLIC TRANSPORTATION IN THE WOODLANDS (FY 2008)
12977	VA VA	
FY2008	10/1/2007	

Year of Expenditure (YOE) Project Cost Information:

Fund Cat	Federal	State	Local	Total
5307	---	\$78,653	---	\$78,653
YOE Cost:	---	\$78,653	---	\$78,653

MONTGOMERY	THE DISTRICT (BRAZOS TRANSIT DISTRICT) THE WOODLANDS	OPERATING EXPENDITURES FOR PUBLIC TRANSPORTATION IN THE WOODLANDS (FY 2009)
14468	VA VA	
FY2009	9/1/2008	

Year of Expenditure (YOE) Project Cost Information:

Fund Cat	Federal	State	Local	Total
5307	\$1,265,940	\$301,524	\$964,416	\$2,531,880
YOE Cost:	\$1,265,940	\$301,524	\$964,416	\$2,531,880

MONTGOMERY	THE DISTRICT (BRAZOS TRANSIT DISTRICT) THE WOODLANDS	PLANNING EXPENDITURES FOR PUBLIC TRANSPORTATION IN THE WOODLANDS (FY 2009)
14471	VA VA	
FY2009	9/1/2008	

Year of Expenditure (YOE) Project Cost Information:

Fund Cat	Federal	State	Local	Total
5307	---	\$65,000	---	\$65,000
YOE Cost:	---	\$65,000	---	\$65,000

MONTGOMERY	THE DISTRICT (BRAZOS TRANSIT DISTRICT) THE WOODLANDS UZA	PURCHASE CLEAN FUEL BUSES: 30-FT, LIQUEFIED PETROLEUM GAS, ADA ACCESSIBLE, RUBBER TIRE TROLLEY VEHICLES FOR EXPANSION OF SERVICE IN THE WOODLANDS CORRIDOR
14980	VA VA	
FY2009	8/1/2008	

Year of Expenditure (YOE) Project Cost Information:

Fund Cat	Federal	State	Local	Total
5309	\$259,000	---	---	\$259,000
YOE Cost:	\$259,000	---	---	\$259,000

MONTGOMERY	TXDOT HOUSTON DISTRICT US 59 N LIBERTY C/L 1.0 MI S OF FM 2090	WIDEN TO 6 MAIN LANES, GRADE SEPARATIONS AND RECONSTRUCT SB FRONTAGE ROAD AND SECTIONS OF NB FRONTAGE ROAD
0177-05-092 9999		
FY2009	3/1/2009	

Year of Expenditure (YOE) Project Cost Information:

Fund Cat	Federal	State	Local	Total
2	\$25,143,920	\$6,285,980	---	\$31,429,900
YOE Cost:	\$25,143,920	\$6,285,980	---	\$31,429,900

**HOUSTON-GALVESTON MPO
2011-2014 TRANSPORTATION IMPROVEMENT PROGRAM
PROGRESS FROM 2008-2011 TRANSPORTATION IMPROVEMENT PROGRAM**

COUNTY	SPONSOR	PROJECT DESCRIPTION
CSJ NUMBER	STREET	Grouped by County and Sorted by Street, CSJ Number and MPOID
MPO ID	FROM LIMIT	
SPONSOR ID	TO LIMIT	PROJECT DESCRIPTION
FISCAL YEAR	LET DATE	

MONTGOMERY	TXDOT HOUSTON DISTRICT	CONSTRUCT DETENTION FACILITY WITH CHANNEL IMPROVEMENTS
0177-05-104	US 59 N	
13468	0.253 MI S OF FM 1485	
	ALONG CANEY CREEK TRIBUTARY	
FY2008	1/1/2008	

Year of Expenditure (YOE) Project Cost Information:

Fund Cat	Federal	State	Local	Total
2	\$821,728	\$205,432	---	\$1,027,160
YOE Cost:	\$821,728	\$205,432	---	\$1,027,160

MONTGOMERY	TXDOT HOUSTON DISTRICT	LANDSCAPE DEVELOPMENT
0177-05-107	US 59 N	
14014	MEMORIAL / RIVER OAKS	
	MONTGOMERY/HARRIS COUNTY LINE	
FY2008	5/1/2008	

Year of Expenditure (YOE) Project Cost Information:

Fund Cat	Federal	State	Local	Total
10	\$832,000	\$208,000	---	\$1,040,000
YOE Cost:	\$832,000	\$208,000	---	\$1,040,000

MONTGOMERY	MONTGOMERY COUNTY	WIDEN FROM 4-LANE DIVIDED TO 6-LANE DIVIDED
7920	WOODLANDS PKWY	
	KUYKENDAHL RD	
	GOSLING RD	
FY2009	4/1/2009	

Year of Expenditure (YOE) Project Cost Information:

Fund Cat	Federal	State	Local	Total
LOCAL	---	---	\$1,588,000	\$1,588,000
YOE Cost:	---	---	\$1,588,000	\$1,588,000

MONTGOMERY	THE DISTRICT (BRAZOS TRANSIT DISTRICT)	WOODLANDS TOWN CENTER TRANSIT CORRIDOR ADA ENHANCEMENT PROGRAM
0912-37-194	WOODLANDS TOWN CENTER	
11017	VA	
	VA	
FY2010	9/1/2009	

Year of Expenditure (YOE) Project Cost Information:

Fund Cat	Federal	State	Local	Total
5	\$1,550,000	---	\$387,500	\$1,937,500
LOCAL CONT	---	---	\$1,162,500	\$1,162,500
YOE Cost:	\$1,550,000	---	\$1,550,000	\$3,100,000

MONTGOMERY	THE DISTRICT (BRAZOS TRANSIT DISTRICT)	CONSTRUCTION OF TRANSITWAY, WATERWAY AND PEDESTRIAN AMENITIES
0912-37-195	WOODLANDS TOWN CENTER	
3050	TURNING BASIN	
	LAKE WOODLANDS	
FY2009	5/1/2009	

Year of Expenditure (YOE) Project Cost Information:

Fund Cat	Federal	State	Local	Total
5	\$6,267,600	---	\$1,566,900	\$7,834,500
LOCAL CONT	---	---	\$5,723,572	\$5,723,572
YOE Cost:	\$6,267,600	---	\$7,290,472	\$13,558,072

**HOUSTON-GALVESTON MPO
2011-2014 TRANSPORTATION IMPROVEMENT PROGRAM
PROGRESS FROM 2008-2011 TRANSPORTATION IMPROVEMENT PROGRAM**

COUNTY	SPONSOR	PROJECT DESCRIPTION
CSJ NUMBER	STREET	
MPO ID	FROM LIMIT	Grouped by County and Sorted by Street, CSJ Number and MPOID
SPONSOR ID	TO LIMIT	
FISCAL YEAR	LET DATE	

MULTIPLE	CITY OF GALVESTON	CAPITAL PROJECTS FOR ELDERLY AND DISABLED PROGRAM (FY 2008):1 TYPE 3 VEHICLE AND COMPUTER DISPATCH EQUIPMENT
	CITY OF GALVESTON	
12982	VA	
	VA	
FY2008	8/1/2008	

Year of Expenditure (YOE) Project Cost Information:

Fund Cat	Federal	State	Local	Total
5310	\$129,841	---	\$26,328	\$156,169
YOE Cost:	\$129,841	---	\$26,328	\$156,169

MULTIPLE	TXDOT HOUSTON DISTRICT	IMPLEMENT ACCESS MANAGEMENT TREATMENTS (INCLUDES ITS IMPROVEMENT)
1685-01-091	FM 1960	
11984	MILLS RD (W OF SH 249)	
	GATEWICK RD (E OF IH 45)	
FY2009	8/1/2009	

Year of Expenditure (YOE) Project Cost Information:

Fund Cat	Federal	State	Local	Total
7	\$2,205,000	\$551,250	---	\$2,756,250
YOE Cost:	\$2,205,000	\$551,250	---	\$2,756,250

MULTIPLE	GULF COAST CENTER	CAPITAL PROJECTS FOR ELDERLY & DISABLED (FY 2008): PREVENTATIVE MAINTENANCE PURCHASE OF SERVICES
	GALVESTON/BRAZORIA COUNTIES	
14532	VA	
	VA	
FY2008	8/1/2008	

Year of Expenditure (YOE) Project Cost Information:

Fund Cat	Federal	State	Local	Total
5310	\$170,000	---	\$5,000	\$175,000
YOE Cost:	\$170,000	---	\$5,000	\$175,000

MULTIPLE	GULF COAST CENTER	GULF COAST CENTER PURCHASE OF SERVICES FOR ELDERLY AND DISABLED
	GALVESTON/BRAZORIA COUNTIES	
14641	VA	
	VA	
FY2009	8/1/2009	

Year of Expenditure (YOE) Project Cost Information:

Fund Cat	Federal	State	Local	Total
5310	\$168,304	---	---	\$168,304
YOE Cost:	\$168,304	---	---	\$168,304

MULTIPLE	H-GAC	H-GAC SPECIAL DISTRICT IMPLEMENTATION FOR FUTURE BIKE AND PEDESTRIAN IMPROVEMENTS
0912-00-375	HOUSTON-GALVESTON TRANSPORTATION MANAGEM	
11975	VA	
	VA	
FY2010	9/1/2009	

Year of Expenditure (YOE) Project Cost Information:

Fund Cat	Federal	State	Local	Total
5	---	---	---	---
YOE Cost:	---	---	---	---

**HOUSTON-GALVESTON MPO
2011-2014 TRANSPORTATION IMPROVEMENT PROGRAM
PROGRESS FROM 2008-2011 TRANSPORTATION IMPROVEMENT PROGRAM**

COUNTY	SPONSOR	PROJECT DESCRIPTION			
CSJ NUMBER	STREET	Grouped by County and Sorted by Street, CSJ Number and MPOID			
MPO ID	FROM LIMIT				
SPONSOR ID	TO LIMIT	PROJECT DESCRIPTION			
FISCAL YEAR	LET DATE				
MULTIPLE	H-GAC	REGIONAL VANPOOL PROGRAM (FY 2010)			
0912-00-389	HOUSTON-GALVESTON TRANSPORTATION MANAGEM				
13697	VA				
	VA				
FY2010	2/1/2010				
Year of Expenditure (YOE) Project Cost Information:					
	Fund Cat	Federal	State	Local	Total
	7	\$2,558,976	---	\$639,744	\$3,198,720
	YOE Cost:	\$2,558,976	---	\$639,744	\$3,198,720
MULTIPLE	H-GAC	ACCESS MANAGEMENT CORRIDOR STUDIES (INCLUDING BF			
0912-00-395	HOUSTON-GALVESTON TRANSPORTATION MANAGEM	1960A FROM W OF LEE RD TO E OF HUMBLE), LIVABLE			
14548	VA	CENTERS INITIATIVE STUDIES AND SUB-REGIONAL PLANNING			
	VA	INITIATIVE STUDIES			
FY2010	7/1/2010				
Year of Expenditure (YOE) Project Cost Information:					
	Fund Cat	Federal	State	Local	Total
	7	\$4,200,000	---	\$1,050,000	\$5,250,000
	YOE Cost:	\$4,200,000	---	\$1,050,000	\$5,250,000
MULTIPLE	METRO	LIBERTY CAB PURCHASE OF 5 RAMP-EQUIPPED DODGE			
	METRO SERVICE AREA	CARAVAN VEHICLES FOR PROVISION OF TAXICAB SERVICES			
11780	VA	TO ASA ELIGIBLE PATRONS. 3-YEAR OPERATING			
	VA				
FY2009	8/1/2009				
Year of Expenditure (YOE) Project Cost Information:					
	Fund Cat	Federal	State	Local	Total
	5317	\$191,529	---	\$69,720	\$261,249
	YOE Cost:	\$191,529	---	\$69,720	\$261,249
MULTIPLE	METRO	PROJECT MANAGEMENT			
	METRO SERVICE AREA				
14539	VA				
	VA				
FY2008	8/1/2008				
Year of Expenditure (YOE) Project Cost Information:					
	Fund Cat	Federal	State	Local	Total
	5316	\$50,000	---	---	\$50,000
	YOE Cost:	\$50,000	---	---	\$50,000
MULTIPLE	METRO	GULF COAST CENTER/CONNECT TRANSIT PARK&RIDE			
	SH 288	LOCATED: SH 288 @CR 59 SERVICE BETWEEN THE TEXAS			
11774	AT CR 59	MEDICAL CENTER AND CITY OF PEARLAND			
FY2009	8/1/2009				
Year of Expenditure (YOE) Project Cost Information:					
	Fund Cat	Federal	State	Local	Total
	5316	\$1,847,431	---	\$1,023,040	\$2,870,471
	YOE Cost:	\$1,847,431	---	\$1,023,040	\$2,870,471

**HOUSTON-GALVESTON MPO
2011-2014 TRANSPORTATION IMPROVEMENT PROGRAM
PROGRESS FROM 2008-2011 TRANSPORTATION IMPROVEMENT PROGRAM**

COUNTY	SPONSOR	PROJECT DESCRIPTION
CSJ NUMBER	STREET	
MPO ID	FROM LIMIT	Grouped by County and Sorted by Street, CSJ Number and MPOID
SPONSOR ID	TO LIMIT	
FISCAL YEAR	LET DATE	

MULTIPLE	TXDOT HOUSTON DISTRICT	HOUSTON AMERICAN RED CROSS 3 TYPE 2 VEHICLE PURCHASE FOR THE ELDERLY & DISABLED PROGRAM (FY 2009)
14457	TXDOT HOUSTON DISTRICT	
	VA	
	VA	
FY2009	9/1/2008	

Year of Expenditure (YOE) Project Cost Information:

Fund Cat	Federal	State	Local	Total
5310	\$161,650	---	\$11,540	\$173,190
YOE Cost:	\$161,650	---	\$11,540	\$173,190

MULTIPLE	TXDOT HOUSTON DISTRICT	CORRIDOR STUDY, PE/EA, T&R ANALYSIS AND ROW MAPPING OF SH 6 (SEGMENTS H AND I-1)
0912-00-312	US 59N THRU MONTGOMERY AND HARRIS TO IH 10E T	
14213	VA	
	VA	
FY2010	9/1/2009	

Year of Expenditure (YOE) Project Cost Information:

Fund Cat	Federal	State	Local	Total
2	---	\$8,000,000	---	\$8,000,000
YOE Cost:	---	\$8,000,000	---	\$8,000,000

MULTIPLE	H-GAC	SIP VOLUNTARY MOBILE EMISSIONS REDUCTION PROGRAM: CMAQ 100%
0912-00-344	VARIOUS	
11992	VA	
	VA	
FY2008	9/1/2007	

Year of Expenditure (YOE) Project Cost Information:

Fund Cat	Federal	State	Local	Total
5	\$8,377,285	---	---	\$8,377,285
YOE Cost:	\$8,377,285	---	---	\$8,377,285

MULTIPLE	H-GAC	PLANNING AND FEASIBILITY STUDIES FOR LIVABLE CENTERS
0912-00-354	VARIOUS	
13587	VA	
	VA	
FY2008	2/1/2008	

Year of Expenditure (YOE) Project Cost Information:

Fund Cat	Federal	State	Local	Total
7	\$1,500,000	---	\$375,000	\$1,875,000
YOE Cost:	\$1,500,000	---	\$375,000	\$1,875,000

MULTIPLE	H-GAC	3-YEAR VISIONING PLANNING STUDY TO DEVELOP SUB-REGIONAL TRANSPORTATION PLANS TO ACCOMMODATE FUTURE GROWTH AND DEVELOPMENT
0912-00-356	VARIOUS	
13629	VA	
	VA	
FY2008	6/1/2008	

Year of Expenditure (YOE) Project Cost Information:

Fund Cat	Federal	State	Local	Total
7	\$1,500,000	---	\$375,000	\$1,875,000
YOE Cost:	\$1,500,000	---	\$375,000	\$1,875,000

**HOUSTON-GALVESTON MPO
2011-2014 TRANSPORTATION IMPROVEMENT PROGRAM
PROGRESS FROM 2008-2011 TRANSPORTATION IMPROVEMENT PROGRAM**

COUNTY	SPONSOR	PROJECT DESCRIPTION
CSJ NUMBER	STREET	
MPO ID	FROM LIMIT	Grouped by County and Sorted by Street, CSJ Number and MPOID
SPONSOR ID	TO LIMIT	
FISCAL YEAR	LET DATE	

MULTIPLE	H-GAC	CLEAN AIR ACTION PROGRAM (FY 2009, FY 2010, FY 2011)
0912-00-357	VARIOUS	
13705	VA	
	VA	
FY2009	8/1/2009	

Year of Expenditure (YOE) Project Cost Information:

Fund Cat	Federal	State	Local	Total
5	\$3,074,000	---	---	\$3,074,000
YOE Cost:	\$3,074,000	---	---	\$3,074,000

MULTIPLE	H-GAC	CLEAN CITIES/CLEAN VEHICLES PROGRAM (FY 2010)
0912-00-361	VARIOUS	
13703	VA	
	VA	
FY2010	9/1/2009	

Year of Expenditure (YOE) Project Cost Information:

Fund Cat	Federal	State	Local	Total
5	\$8,000,000	---	---	\$8,000,000
YOE Cost:	\$8,000,000	---	---	\$8,000,000

MULTIPLE	H-GAC	CLEAN CITIES/CLEAN VEHICLES PROGRAM (FY 2008)
0912-00-363	VARIOUS	
13716	VA	
	VA	
FY2009	9/1/2008	

Year of Expenditure (YOE) Project Cost Information:

Fund Cat	Federal	State	Local	Total
5	\$8,000,000	---	---	\$8,000,000
YOE Cost:	\$8,000,000	---	---	\$8,000,000

MULTIPLE	H-GAC	COMMUTE SOLUTIONS STAFF MARKETING AND OUTREACH (FY 2010)
0912-00-365	VARIOUS	
13694	VA	
	VA	
FY2010	9/1/2009	

Year of Expenditure (YOE) Project Cost Information:

Fund Cat	Federal	State	Local	Total
5	\$945,000	---	---	\$945,000
YOE Cost:	\$945,000	---	---	\$945,000

MULTIPLE	H-GAC	COMMUTE SOLUTIONS PROGRAM (FY 2010)
0912-00-367	VARIOUS	
13691	VA	
	VA	
FY2010	9/1/2009	

Year of Expenditure (YOE) Project Cost Information:

Fund Cat	Federal	State	Local	Total
5	\$2,000,000	---	\$500,000	\$2,500,000
YOE Cost:	\$2,000,000	---	\$500,000	\$2,500,000

**HOUSTON-GALVESTON MPO
2011-2014 TRANSPORTATION IMPROVEMENT PROGRAM
PROGRESS FROM 2008-2011 TRANSPORTATION IMPROVEMENT PROGRAM**

COUNTY	SPONSOR	PROJECT DESCRIPTION
CSJ NUMBER	STREET	
MPO ID	FROM LIMIT	Grouped by County and Sorted by Street, CSJ Number and MPOID
SPONSOR ID	TO LIMIT	
FISCAL YEAR	LET DATE	

MULTIPLE	H-GAC	REGIONAL VANPOOL PROGRAM (FY 2009) CMAQ
0912-00-371	VARIOUS	
13699	VA	
	VA	
FY2009	6/1/2009	

Year of Expenditure (YOE) Project Cost Information:

Fund Cat	Federal	State	Local	Total
5	\$4,000,000	---	---	\$4,000,000
YOE Cost:	\$4,000,000	---	---	\$4,000,000

MULTIPLE	H-GAC	REGIONAL VANPOOL PROGRAM (FY 2010) CMAQ
0912-00-372	VARIOUS	
13700	VA	
	VA	
FY2010	9/1/2009	

Year of Expenditure (YOE) Project Cost Information:

Fund Cat	Federal	State	Local	Total
5	\$2,000,000	---	---	\$2,000,000
YOE Cost:	\$2,000,000	---	---	\$2,000,000

MULTIPLE	H-GAC	ACCESS MANAGEMENT STUDIES ALONG SIGNIFICANT
0912-00-388	VARIOUS	CORRIDORS IN THE
11985	VA	REGION (2 OF 5 STUDIES FOR SH 6 FUNDED HEREIN)
	VA	
FY2009	7/1/2009	

Year of Expenditure (YOE) Project Cost Information:

Fund Cat	Federal	State	Local	Total
7	\$800,000	---	\$200,000	\$1,000,000
YOE Cost:	\$800,000	---	\$200,000	\$1,000,000

MULTIPLE	H-GAC	TOUR-BASED DEMAND MODEL DEVELOPMENT
0912-00-391	VARIOUS	
13630	VA	
	VA	
FY2009	7/1/2009	

Year of Expenditure (YOE) Project Cost Information:

Fund Cat	Federal	State	Local	Total
7	\$800,000	---	\$200,000	\$1,000,000
YOE Cost:	\$800,000	---	\$200,000	\$1,000,000

MULTIPLE	H-GAC	IH 69/HOUSTON TMA FREIGHT ANALYSIS
0912-00-398	VARIOUS LOCATIONS DISTRICTWIDE	
14587	VA	
	VA	
FY2010	10/1/2009	

Year of Expenditure (YOE) Project Cost Information:

Fund Cat	Federal	State	Local	Total
ARRA	\$2,500,000	---	---	\$2,500,000
YOE Cost:	\$2,500,000	---	---	\$2,500,000

**HOUSTON-GALVESTON MPO
2011-2014 TRANSPORTATION IMPROVEMENT PROGRAM
PROGRESS FROM 2008-2011 TRANSPORTATION IMPROVEMENT PROGRAM**

COUNTY	SPONSOR	Grouped by County and Sorted by Street, CSJ Number and MPOID PROJECT DESCRIPTION
CSJ NUMBER	STREET	
MPO ID	FROM LIMIT	
SPONSOR ID	TO LIMIT	
FISCAL YEAR	LET DATE	

MULTIPLE	H-GAC	H-GAC TRAVEL DEMAND MODELING SUPPORT
0912-72-189	VARIOUS LOCATIONS IN HARRIS COUNTY	
13647	VA	
	VA	
FY2009	7/1/2009	

Year of Expenditure (YOE) Project Cost Information:

	Fund Cat	Federal	State	Local	Total
	7	\$640,000	---	\$160,000	\$800,000
YOE Cost:		\$640,000	---	\$160,000	\$800,000

**HOUSTON-GALVESTON MPO
2011-2014 TRANSPORTATION IMPROVEMENT PROGRAM
PROGRESS FROM 2008-2011 TRANSPORTATION IMPROVEMENT PROGRAM**

WALLER COUNTY PROJECTS

COUNTY	SPONSOR	Grouped by County and Sorted by Street, CSJ Number and MPOID PROJECT DESCRIPTION
CSJ NUMBER	STREET	
MPO ID	FROM LIMIT	
SPONSOR ID	TO LIMIT	
FISCAL YEAR	LET DATE	

WALLER	TXDOT HOUSTON DISTRICT	WIDEN TO 4-LANE DIVIDED URBAN SECTION
0523-01-015	FM 1098	
508	US 290	
	BU 290	
FY2009	7/1/2009	

Year of Expenditure (YOE) Project Cost Information:

Fund Cat	Federal	State	Local	Total
ARRA	\$3,930,000	---	---	\$3,930,000
YOE Cost:	\$3,930,000	---	---	\$3,930,000

WALLER	TXDOT HOUSTON DISTRICT	WIDEN TO 4-LANE DIVIDED URBAN SECTION
0523-01-025	FM 1098	
11002	US 290	
	PRAIRIE VIEW A&M CAMPUS ENTRANCE	
FY2008	12/1/2007	

Year of Expenditure (YOE) Project Cost Information:

Fund Cat	Federal	State	Local	Total
11	\$2,800,000	\$700,000	---	\$3,500,000
YOE Cost:	\$2,800,000	\$700,000	---	\$3,500,000

WALLER	TXDOT HOUSTON DISTRICT	SUBGRADE WIDENING, SEAL COAT, ACP O/L AND PAVEMENT MARKINGS
0527-02-015	FM 1458	
14108	BRAZOS RIVER	
	FM 359	
FY2009	4/1/2009	

Year of Expenditure (YOE) Project Cost Information:

Fund Cat	Federal	State	Local	Total
1	\$1,575,808	\$393,952	---	\$1,969,760
LOCAL CONT	---	---	\$1,433,448	\$1,433,448
YOE Cost:	\$1,575,808	\$393,952	\$1,433,448	\$3,403,208

WALLER	TXDOT HOUSTON DISTRICT	SEAL COAT, 1-1/2" OVERLAY AND PAVEMENT MARKINGS
1418-01-009	FM 1489	
13901	US 90	
	IH 10 WB FRONTAGE ROAD	
FY2008	9/1/2007	

Year of Expenditure (YOE) Project Cost Information:

Fund Cat	Federal	State	Local	Total
1	\$166,400	\$41,600	---	\$208,000
YOE Cost:	\$166,400	\$41,600	---	\$208,000

WALLER	TXDOT HOUSTON DISTRICT	SEAL COAT, OVERLAY AND PAVEMENT MARKINGS
1418-01-010	FM 1489	
14565	IH 10 EB FRONTAGE RD	
	WALLER/FORT BEND C/L	
FY2010	9/1/2009	

Year of Expenditure (YOE) Project Cost Information:

Fund Cat	Federal	State	Local	Total
ARRA	\$777,940	---	---	\$777,940
YOE Cost:	\$777,940	---	---	\$777,940

**HOUSTON-GALVESTON MPO
2011-2014 TRANSPORTATION IMPROVEMENT PROGRAM
PROGRESS FROM 2008-2011 TRANSPORTATION IMPROVEMENT PROGRAM**

COUNTY	SPONSOR	PROJECT DESCRIPTION
CSJ NUMBER	STREET	Grouped by County and Sorted by Street, CSJ Number and MPOID
MPO ID	FROM LIMIT	
SPONSOR ID	TO LIMIT	
FISCAL YEAR	LET DATE	

WALLER	TXDOT HOUSTON DISTRICT	SEAL COAT, OVERLAY AND PAVEMENT MARKINGS
0543-01-059	FM 359	
14574	BU 290	
	FORT BEND C/L	
FY2010	9/1/2009	

Year of Expenditure (YOE) Project Cost Information:

Fund Cat	Federal	State	Local	Total
ARRA	\$1,657,626	---	---	\$1,657,626
YOE Cost:	\$1,657,626	---	---	\$1,657,626

WALLER	TXDOT HOUSTON DISTRICT	ADD SHOULDERS AND ACP OVERLAY
0523-02-030	FM 362	
10870	BU US 290	
	1.943 MI S OF BU 290H	
FY2009	4/1/2009	

Year of Expenditure (YOE) Project Cost Information:

Fund Cat	Federal	State	Local	Total
1	\$1,189,760	\$297,440	---	\$1,487,200
LOCAL CONT	---	---	\$53,270	\$53,270
YOE Cost:	\$1,189,760	\$297,440	\$53,270	\$1,540,470

WALLER	TXDOT HOUSTON DISTRICT	REPLACE BRIDGE AND APPROACHES
0523-02-033	FM 362	
11291	AT MOUND CREEK	
	.	
FY2008	3/1/2008	

Year of Expenditure (YOE) Project Cost Information:

Fund Cat	Federal	State	Local	Total
6	\$690,560	\$172,640	---	\$863,200
YOE Cost:	\$690,560	\$172,640	---	\$863,200

WALLER	TXDOT HOUSTON DISTRICT	RESHAPING AND STABILIZE EROSION AT MILLER DRAINAGE EASEMENT
0523-02-035	FM 362	
12844	350' W OF FM 362	
	3,285' W OF FM 362	
FY2008	10/1/2007	

Year of Expenditure (YOE) Project Cost Information:

Fund Cat	Federal	State	Local	Total
1	\$457,600	\$114,400	---	\$572,000
YOE Cost:	\$457,600	\$114,400	---	\$572,000

WALLER	TXDOT HOUSTON DISTRICT	SEAL COAT, PFC OVERLAY AND PAVEMENT MARKINGS
0523-02-039	FM 362	
13889	BU 290H	
	US 290	
FY2010	12/1/2009	

Year of Expenditure (YOE) Project Cost Information:

Fund Cat	Federal	State	Local	Total
1	\$209,664	\$52,416	---	\$262,080
LOCAL CONT	---	---	\$15,045	\$15,045
YOE Cost:	\$209,664	\$52,416	\$15,045	\$277,125

**HOUSTON-GALVESTON MPO
2011-2014 TRANSPORTATION IMPROVEMENT PROGRAM
PROGRESS FROM 2008-2011 TRANSPORTATION IMPROVEMENT PROGRAM**

WALLER COUNTY PROJECTS

COUNTY
CSJ NUMBER
MPO ID
SPONSOR ID
FISCAL YEAR

SPONSOR
STREET
FROM LIMIT
TO LIMIT
LET DATE

Grouped by County and Sorted by Street, CSJ Number and MPOID

PROJECT DESCRIPTION

WALLER	TXDOT HOUSTON DISTRICT	SEAL COAT AND 1.5" OVERLAY, PAVEMENT MARKINGS
0523-02-041	FM 362	
14560	0.5 MI N. OF CLAPP RD	
	FM 529 (E)	
FY2009	4/1/2009	

Year of Expenditure (YOE) Project Cost Information:

Fund Cat	Federal	State	Local	Total
1	---	\$1,100,000	---	\$1,100,000
YOE Cost:	---	\$1,100,000	---	\$1,100,000

WALLER	TXDOT HOUSTON DISTRICT	REPLACE BRIDGE
0912-56-028	GARRETT RD	
9614	AT IRONS CREEK	
FY2009	4/1/2009	

Year of Expenditure (YOE) Project Cost Information:

Fund Cat	Federal	State	Local	Total
6	\$873,600	\$218,400	---	\$1,092,000
YOE Cost:	\$873,600	\$218,400	---	\$1,092,000

WALLER	WALLER COUNTY	REPLACE BRIDGE AND APPROACHES (NBI# 12237AA0222001)
0912-56-906	JOSEPH RD	
14216	AT WALNUT CREEK	
FY2009	1/1/2009	

Year of Expenditure (YOE) Project Cost Information:

Fund Cat	Federal	State	Local	Total
LOCAL	---	---	\$759,696	\$759,696
YOE Cost:	---	---	\$759,696	\$759,696

WALLER	WALLER COUNTY	REPLACE BRIDGE AND APPROACHES (NBI# 12237AA0222002)
0912-56-908	JOSEPH RD	
14217	AT BRUSHY CREEK	
FY2009	6/1/2009	

Year of Expenditure (YOE) Project Cost Information:

Fund Cat	Federal	State	Local	Total
6	---	---	\$1,144,477	\$1,144,477
YOE Cost:	---	---	\$1,144,477	\$1,144,477

WALLER	TXDOT HOUSTON DISTRICT	SEAL COAT, PFC OVERLAY AND PAVEMENT MARKINGS
0114-11-075	US 290	
13884	BLASINGAME RD	
	BRAZOS RIVER BRIDGE	
FY2010	12/1/2009	

Year of Expenditure (YOE) Project Cost Information:

Fund Cat	Federal	State	Local	Total
1	\$3,052,608	\$763,152	---	\$3,815,760
LOCAL CONT	---	---	\$579,414	\$579,414
YOE Cost:	\$3,052,608	\$763,152	\$579,414	\$4,395,174

**HOUSTON-GALVESTON MPO
2011-2014 TRANSPORTATION IMPROVEMENT PROGRAM
PROGRESS FROM 2008-2011 TRANSPORTATION IMPROVEMENT PROGRAM**

WALLER COUNTY PROJECTS

COUNTY	SPONSOR	PROJECT DESCRIPTION
CSJ NUMBER	STREET	
MPO ID	FROM LIMIT	
SPONSOR ID	TO LIMIT	
FISCAL YEAR	LET DATE	

Grouped by County and Sorted by Street, CSJ Number and MPOID

WALLER	COLORADO VALLEY TRANSIT WALLER COUNTY	OPERATING EXPENDITURES FOR RURAL/NON-URBANIZED PUBLIC TRANSPORTATION IN WALLER COUNTY (FY 2008);FED=\$98,245; ST=\$107,508; LOCAL=\$30,000; TTL=\$235,753 WILL BE PROGRAMMED IN STIP BY TXDOT PTN
12973	VA	
	VA	
FY2008	10/1/2007	

Year of Expenditure (YOE) Project Cost Information:

Fund Cat	Federal	State	Local	Total
5311	---	---	---	---
YOE Cost:	---	---	---	---

WALLER	COLORADO VALLEY TRANSIT WALLER COUNTY	OPERATING EXPENDITURES FOR PUBLIC TRANSPORTATION IN WALLER COUNTY (FY 2009)
14265	VA	
	VA	
FY2009	9/1/2008	

Year of Expenditure (YOE) Project Cost Information:

Fund Cat	Federal	State	Local	Total
5311	---	---	---	---
YOE Cost:	---	---	---	---

WALLER	COLORADO VALLEY TRANSIT WALLER COUNTY	1 TYPE 3 VEHICLE \$58K EACH FOR ELDERLY & DISABLED PROGRAM
14643	VA	
	VA	
FY2009	8/1/2009	

Year of Expenditure (YOE) Project Cost Information:

Fund Cat	Federal	State	Local	Total
5310	\$61,000	---	---	\$61,000
YOE Cost:	\$61,000	---	---	\$61,000

This page left blank intentionally.

Appendix B

Project Development

This page left blank intentionally.

Appendix B — Project Development

Project Development for the TIP

The TIP Project Development Guidelines, as approved by the Transportation Policy Council (TPC) on September 24, 2004, state:

- Added capacity¹ roadway projects must complete preliminary engineering and environmental work as a precondition to selection for construction in the TIP. Projects must have 70% of right of way acquired and/or statement explaining conditions for purchasing remaining right of way; and
- Once a project is programmed into one TIP they are allowed to carry forward into one subsequent TIP. After that, a project must re-compete for funding for STP and CMAQ.
- Projects will not be considered if the federal requested amount is equal to or higher than half the expected funding for the effective funding category.
- Any project in the short range element of *Regional Transportation Plan 2035 RTP* (through 2017) may be programmed in the TIP for PE/EA if:
 - A local government/agency sponsor agrees to undertake the PE/EA with local funds; or
 - A local government/agency sponsor agrees to match available federal funds set aside for PE/EA.
- System upgrades, RCTSS, ATMS, interconnects, and other signalization system improvements are eligible for CMAQ funding. CMAQ funds will not be used for normal operations/maintenance projects or individual signalization projects in the TIP.
- For some accelerated construction projects (freeway widenings, etc.), associated signalization improvement projects may be considered for advancement to the Funded TIP.
- Air quality conformity exempt projects not included in the RTP Short Range listing may be considered for advancement to the Funded TIP.
- Construction of new projects not in a previous TIP may not be programmed in the first two years of a TIP until the completion of PE/EA. Projects which are undergoing PE/EA may be programmed in the third or fourth year of the TIP.
- TIP projects will be reviewed regularly to reassess project readiness. Recommendations may be made to accelerate other construction projects based on extended delays to one or more TIP projects.

Project Readiness for the TIP

The TIP is the implementation device for the Regional Transportation Plan. It details an implementation

¹ Added capacity projects are defined as projects that result in an increase in single-occupancy vehicle (SOV) travel including new roadway construction and roadway widenings.

schedule for the first four years of projects in the RTP. Therefore, one of the important criteria for selection as a TIP project is “readiness”. “Readiness” refers to the ability of a project to be ready for contract letting in the year in which it is programmed in the TIP. For federal-aid projects “readiness” is largely determined by the status of the following activities:

Environmental Analyses

All federal-aid projects must complete the National Environmental Protection Act (NEPA) process. A finding of no significant impacts (FONSI), a record of decision (ROD) or a categorical exclusion (CE) is necessary before federal funds can be expended on a project. One of the first steps in the NEPA process is completion of an environmental assessment (EA). The EA basically "flags" potential environmental problems should any exist. It indicates if any additional permits or analyses are required for a proposed project. If the EA results in a FONSI, then the project may move forward. If the EA indicates the potential for significant environmental impacts, then generally an environmental impact statement (EIS) will be required.

Projects proposed for construction on new locations requiring land acquisition are especially vulnerable to the possibility of needing an environmental impact statement (EIS). In addition to new roadways, construction of park and ride lots, high occupancy vehicle lanes, and transit stations on new locations are likely to need an EIS. It may take several years to complete the required environmental analyses for these types of projects. Other types of projects, such as roadway widenings or grade separations within existing right-of-way are less likely to have significant environmental impacts. Consequently, completion of the environmental process prior to selection as TIP project is not expected to result in delays in implementation.

Plans, Specifications & Estimates (P, S & E)

This phase of work entails the development of refined cost estimates based upon final design specifications. Cost estimates are important in determining readiness because they indicate the development status of projects. For example, if preliminary engineering is included in the cost estimate because it has not completed, the project is not likely to be ready for implementation in the TIP timeframe. In general, projects that do not have well-developed cost estimates are not far enough along in the development process to be considered ready for implementation.

Right-of-Way Acquisition

Because right-of-way acquisition is potentially litigious and time consuming, a significant amount of right-of-way should have already been acquired for projects that will require additional right-of-way. Significant is defined to mean that at least seventy percent of the necessary right-of-way has been acquired. If a project sponsor has agreements with landowners that would expedite the acquisition process, that information should be documented and submitted for consideration in the readiness determination.

Other Factors Affecting Readiness

Local Commitment

Project sponsors must submit documentation to provide the local matching funds required for federal-aid projects. Generally, a minimum of twenty percent of the remaining eligible costs associated with a project is required. Project sponsors may choose to commit to a greater percentage of the project cost. Previous project expenditures by project sponsors are not reimbursable. However, commitment of local funds in the form of previous expenditures effectively lowers the cost of the project and increases its cost-effectiveness.

Public Involvement / Environmental Justice

Project sponsors must submit documentation regarding the project(s) level of public involvement. Sponsors are encouraged to provide comments, minutes, and meeting schedules to document level of public outreach. Sponsors are also encouraged to list what sources of outreach were used, whether or not the meetings were held in a language other than English, and whether the meetings were held in transit accessible locations. Sponsors are also asked to document how minority and elderly communities were taken into consideration in the development of the project.

Air Quality Conformity

The Houston region is classified as a nonattainment area because it does not meet national ambient air quality standards for ground level ozone. The TIP is included in the air quality conformity determination for the regional transportation plan.

The Clean Air Act Amendments (CAAA) of 1990 states that no additional SOV capacity may be built in a nonattainment TMA unless the project complies with a congestion management system (CMS). A congestion management analysis (CMA) must be completed for projects that will result in significant increase in capacity for SOVs (i.e., adding general purpose lanes to an existing highway or constructing a new highway). The analysis must include an assessment of all reasonable travel demand reduction and operational management strategies for the corridor in which an added capacity project is proposed. It should be part of the environmental assessment for a proposed project. If it is not, then a separate CMA must be completed prior to programming the project. The requirement for a SOV justification has significant implications for project readiness.

This page left blank intentionally.

Appendix C
Unified Transportation Program
Funding Categories

This page left blank intentionally.

Appendix C — Unified Transportation Program Funding Categories

NO.	CATEGORY NAME	PROGRAMMING AUTHORITY	SUMMARY/RESTRICTIONS
	ABBREVIATION	USUAL FUNDING	
1	Preventative Maintenance & Rehabilitation	Texas Transportation Commission allocation by formula. Allocation program to TxDOT Districts. Projects selected by Districts	Preventive maintenance and rehabilitation of the existing state highway system. The rehabilitation funds may be used for rehabilitation of the Interstate Highway System main lanes, frontage roads, structures, signs, pavement markings, striping, etc. The Transportation Planning and Programming Division may approve the use of rehabilitation funds for the construction of interchanges and high occupancy vehicle (HOV) lanes on the Interstate Highway System. Rehabilitation funds may not be used for the construction of new single occupancy vehicle (SOV) lanes. Rehabilitation of an existing two-lane highway to a Super 2 highway may be funded within this category.
	PREV-M	Federal 90% State 10% Or Federal 80% State 20% Or State 100%	
2	Metropolitan Area (TMA) Corridor Projects	Texas Transportation Commission approval. Allocation program – corridors selected by Metropolitan Planning Organizations (MPOs). Projects are recommended by districts based on corridors that are selected by MPOs through the Metropolitan Transportation Plan process.	<p>Mobility and added capacity projects on major state highway system corridors which serve the mobility needs of the Metropolitan Areas (TMA) Metropolitan Planning Organizations (MPOs).</p> <p>Mobility and added capacity projects within a Transportation Management Area (TMA) must have the concurrence and support of the Metropolitan Planning Organization (MPO). A TMA is a metropolitan planning area with a population of 200,000 or greater and is represented by a Metropolitan Planning Organization (MPO).</p>
	METRO-TMA	Federal 80% State 20% Or State 100% Or Federal; 80% Local 20%	
3	Urban Area (Non TMA) Corridor Projects	Texas Transportation Commission approval. Allocation program – corridors selected by Metropolitan Planning Organizations (MPOs). Projects are recommended by districts based on corridors that are selected by MPOs through the Metropolitan Transportation Plan process.	<p>Mobility and added capacity projects on major state highway system corridors which serve the mobility needs of the Urban Areas (non-TMA) MPOs.</p> <p>Mobility and added capacity projects must have the concurrence and support of the Urban Area (Non-TMA) MPOs.</p>
	URB-NON TMA	Federal 80% State 20% Or State 100% Or Federal; 80% Local 20%	

NO.	CATEGORY NAME	PROGRAMMING AUTHORITY	SUMMARY/RESTRICTIONS
	ABBREVIATION	USUAL FUNDING	
4	Statewide Connectivity Corridor Projects	Texas Transportation Commission approval. Project-specific Corridors selected statewide. Projects scheduled by consensus of districts	Mobility and added capacity projects on major state highway system corridors which serve the mobility needs of statewide connectivity between urban areas and corridors which serve mobility needs throughout the state. Composed of a highway connectivity network which includes: <ul style="list-style-type: none"> • the Texas Trunk System • the National Highway System (NHS) • and connections from Texas Trunk System or NHS to major ports on international borders or Texas water ports
	ST-WIDE	Federal 80% State 20% Or State 100%	
5	Congestion Mitigation Air Quality Improvement	Texas Transportation Commission allocation. Allocation based on percent of population in non-attainment areas. Allocation program to districts. Projects selected by MPO in consultation with TxDOT and TCEQ.	Addresses attainment of national ambient air quality standard in the non-attainment areas (currently Dallas-Fort Worth, Houston, Beaumont and El Paso). Funds cannot be used to add capacity for single occupancy vehicles.
	CMAQ	Federal 80% State 20% Or Federal 80% Local 20%	
6	Structures – Federal Highway Bridge Replacement and Rehabilitation Program (HBRRP)	Texas Transportation Commission approval. Project-specific. HBRRP projects are selected statewide based on a prioritized listing developed by the Bridge Division.	Replaces or rehabilitates eligible bridges on and off the state highway system (functionally obsolete or structurally deficient). A minimum of 15% of the HBP funding must go toward replacement and rehabilitation of off-system bridges.
	BRIDGE	Federal 90% State 10% or Federal 80% State 20% Or Federal 80% State 10% Local 10% Or State 100%	
6	Structures – Federal Railroad Grade Separation Program (RGS)	Texas Transportation Commission approval. Project-specific. RGS projects are selected statewide based on a Cost-benefit index for at grade railroad crossing elimination projects and a Prioritization Ranking for railroad underpass replacement or rehabilitation projects by the Bridge Division.	Eliminates at-grade highway-railroad crossing through the construction of highway overpasses or railroad underpasses, and rehabilitates or replaces deficient railroad underpasses on the state highway system
	BRIDGE	Federal 80% State 20%	

NO.	CATEGORY NAME	PROGRAMMING AUTHORITY	SUMMARY/RESTRICTIONS
	ABBREVIATION	USUAL FUNDING	
7	Metropolitan Mobility/Rehabilitation	Texas Transportation Commission allocation. Allocation based on population. Allocation program to districts. Projects selected by MPO in consultation with TxDOT.	Transportation needs within the Transportation Management Areas (TMAs). Projects selected by the Metropolitan Planning Organizations (MPOs).
	STP-MM	Federal 80% State 20% Or Federal 80% Local 20% Or State 100%	
8	Safety Federal High Risk Rural Roads	Commission allocation. Statewide allocation program. Selected statewide by federally mandated safety indices.	Safety related construction and operational improvements on high risk rural roads. High risk rural roads are roadways functionally classified as rural major or minor collectors or rural local roads with a fatal and incapacitating injury crash rate above the statewide average for these functional classes of roadways; or likely to experience an increase in traffic volumes that leads to a crash rate in excess of the average statewide rate.
8	Safety Highway Safety Improvement Program	Commission allocation. Statewide allocation program. Selected statewide by federally mandated safety indices.	Safety related projects - on and off state highway system. Projects are evaluated using three years of crash data, and ranked by Safety Improvement Index. Previously named the Federal Hazard Elimination Program.
	SAFE	Federal 90% State 10% or State 100%	
8	Safety Federal Railway – Highway Safety Program	Texas Transportation Commission allocation. Statewide allocation program. Selected statewide by prioritized listing.	Installation of automatic railroad warning devices at railroad crossings on and off state highway system, selected from statewide inventory list which is prioritized by index (# of trains per day, train speed, ADT, school buses per day, type of existing warning device, train-involved crashes within prior five years, etc.) Provide incentive payments to local governments for closing crossings. Improve signal preemption and coordination of train control signals. Improve passive warning devices to comply with new federal guidelines.
	SAFE	Federal 90% State 10%	
8	Safety Safety Bond Program	Texas Transportation Commission allocation. Statewide allocation program. Selected statewide.	Allocations for the safety bond program are approved by the commission, with the program managed as an allocation program on a statewide basis.
	SAFE	Federal 90% State 10% or State 100%	
8	Safety Federal Safe Routes to School Program	Texas Transportation Commission selection and approval. Project-specific-approved by separate Minute Order.	Safety related projects – on and off state highway system. Program designed to enable and encourage primary and secondary school children to walk and bicycle to school. Bother infrastructure-related and behavioral projects allowed.

NO.	CATEGORY NAME	PROGRAMMING AUTHORITY	SUMMARY/RESTRICTIONS
	ABBREVIATION	USUAL FUNDING	
	SAFE	Federal 100%	
9	Transportation Enhancements	Texas Transportation Commission selection and approval. Project specific approved by separate minute order.	Projects above and beyond what normally is expected for transportation enhancements – 12 general activities as outlined in TEA-21. Projects recommended by local government entities; reviewed and recommended by committee; selected by Texas Transportation Commission as outlined in 43 TAC §11.204(c).
	ENH	Federal 80% State 20% Or Federal 80% Local 20%	
9	Transportation Enhancements Safety Rest Area Program	Texas Transportation Commission allocation. Statewide allocation program selected statewide by the Maintenance Division	Funds to be used to renovate, build, and relocate safety rest areas along the state highway system. Small amount of program funds used for Safety Rest Area repairs. Other federal-aid or state funds may be used for non-qualifying repair activities.
	ENH	Federal 80% State 20%	
10	Miscellaneous Supplemental Transportation Projects- Construction Landscape Programs	Texas Transportation Commission statewide allocation program. Projects selected by districts.	New landscape development and establishment projects such as typical right-of-way landscape development and establishment, aesthetic improvement (primarily in urban areas), rest area/picnic area landscape developments, and erosion control and environmental mitigation activities on the state highway system
	MISC	State 100%	
10	Miscellaneous Supplemental Transportation Projects- State Park Roads	Texas Transportation Commission statewide allocation program. Projects selected by Texas Parks and Wildlife Department (TPWD).	Construction and rehabilitation of roadways within or adjacent to state parks, fish hatcheries, etc. subject to Memorandum of Agreement between TxDOT and TPWD. Locations selected and prioritized by TPWD.
	MISC	State 100%	
10	Miscellaneous Supplemental Transportation Projects- Railroad Grade Crossing Replanking Program	Texas Transportation Commission statewide allocation program .Selection based on conditions of riding surface.	Replacement of rough railroad crossing surfaces on the state highway system (approximately 140 installations per year statewide). Project selection based on conditions of the riding surface (highway, railroad and drainage) and cost per vehicle using the crossing.
	MISC	State 100%	
10	Miscellaneous Supplemental Transportation Projects- Railroad Signal Maintenance Program	Texas Transportation Commission statewide allocation program. Contributions to maintain signals.	Contributions to each railroad company based on number of state highway system crossings and type of automatic devices present at each crossing.
	MISC	State 100%	
10	Miscellaneous Landscape Incentive Awards Program	Texas Transportation Commission statewide allocation program .	Program allows the department to negotiate and execute joint landscape development projects in nine locations based on population categories in association with the Keep Texas Beautiful Governor’s Community Achievement Awards Program. The swards recognized participating cities or communities efforts in litter control, quality of life issues and beautification programs and projects.
	MISC	State 100%	

NO.	CATEGORY NAME	PROGRAMMING AUTHORITY	SUMMARY/RESTRICTIONS
	ABBREVIATION	USUAL FUNDING	
10	Miscellaneous Supplemental Transportation Projects- Landscape Cost Sharing Programs	Statewide allocation program	Program allows the department to negotiate and execute joint landscape development projects through partnerships with local governments and support from civic associations, private businesses and developers for the aesthetic improvement of our state transportation system.
	MISC	State 100%	
10	Miscellaneous Supplemental Transportation Projects- Curb Ramp Program	Statewide allocation program	The program addresses construction or replacement of handicap accessible wheelchair ramps at on-system intersections
	MISC	State 100%	
10	Miscellaneous Supplemental Transportation Projects- Green Ribbon Landscape Improvement Program	Statewide allocation program to the districts with air quality non-attainment or near non-attainment counties.	Program allows the department to address new landscape development and establishment projects within districts that have air quality non-attainment or near non-attainment counties (projects to plant trees and shrubs to help mitigate the effects of air pollution).
	MISC	State 100%	
10	Miscellaneous Supplemental Transportation Projects- (Federal)	Texas Transportation Commission approval to participate. Federal allocations.	Federal programs such as Forest Highways, Indian Reservation Highways, Federal Lands Highways, and Ferry Boat Discretionary.
	MISC	Federal 100% or Federal 80% State 20%	
11	District Discretionary	Texas Transportation Commission allocation by formula. Allocation program to districts. Projects selected by districts. Minimum \$2.5 million allocation to each district in compliance with 79 TH , SB1, VII, Rider 17	Projects selected at district's discretion.
	ST DIST DISC	Federal 80% State 20% or Federal 80% Local 20% Or State 100%	
12	Strategic Priority	Texas Transportation Commission selection. Project specific.	Texas Transportation Commission selected projects which promote economic development, provide system continuity with adjoining states and Mexico, increase efficiency on military deployment routes, or address other strategic needs as determined by the commission.
	STRAT	Federal 80% State 20% Or State 100%	

This page left blank intentionally.

Appendix D
Projects Undergoing
Environmental Assessment

This page left blank intentionally.

Appendix D — Projects Undergoing Environmental Assessment

The intent of this appendix is to identify projects that are undergoing preliminary engineering and environmental analysis (PE/EA) and feasibility project development. The Federal Highway Administration requires these projects to be referenced in the current TIP in order to facilitate the feasibility and PE/EA phases. This Appendix contains projects that are scheduled for beyond the three year TIP time frame, and it in no way implies that these projects are programmed in the 2011-2014 TIP nor are the cost estimates necessarily fully finalized.

Organization of this Appendix

Appendix D of the 2011-2014 TIP contains the projects undergoing environmental assessment. These projects are sorted by street name, and project limits. The details of each project are explained in **Table D-1**.

TABLE D-1
2011-2014 TRANSPORTATION IMPROVEMENT PROGRAM
APPENDIX D ORGANIZATION

CSJ Number	The Control Section Job Number is TxDOT's statewide system for identifying a highway project on the state system with the control being the most general and section and job breakdown being more specific as to location. The CSJ is a unique identifying nine-digit number for a project.
MPO ID	Sequential number given to all projects used for identification by H-GAC that corresponds to the GIS networks, modeling networks and RTP.
County	The county where the project is located.
District	The district where the project is located.
Sponsor	Sponsor Agency usually the agency submitting project and providing matching funds.
Street	Street/Highway where project is located. If project is not located on a specific street then VA or N/A is listed for street.
Limits	Beginning limit and ending limit of the project.
Project Description	Scope of work or description of project as submitted by the sponsor.
Project Manager	TxDOT's Project Manager.
Length	Length of project in miles.
PS&E Comp Date	Estimated date for the project's PE/EA to be completed.
Fiscal Year	Fiscal Year of project in 2035 RTP.
Latest Cost	Estimated cost of project.

This page left blank intentionally.

**HOUSTON-GALVESTON MPO
2011-2014 TRANSPORTATION IMPROVEMENT PROGRAM
PROJECTS UNDERGOING ENVIRONMENTAL ASSESSMENT
TXDOT DISTRICT: BEAUMONT**

COUNTY MPO ID CSJ NUMBER	SPONSOR STREET FROM LIMIT TO LIMIT PROJECT DESCRIPTION	LENGTH FISCAL YEAR LATEST COST
CHAMBERS 14573	CHAMBERS COUNTY FM 1409 FM 565 N OF IH 10 FM 565 S OF IH 10 CONSTRUCTION OF NEW LOCATION FM ROADWAY EXTENSION AND BRIDGE/INTERCHANGE	4.55 2012 \$19,938,257
CHAMBERS 201 0739-01-039	TXDOT BEAUMONT DISTRICT IH 10 E SH 73, EAST JEFFERSON C/L WIDEN EXISTING FOUR LANE TO SIX LANE	2.869 2013 \$11,617,314
CHAMBERS 4 3187-02-006	TXDOT BEAUMONT DISTRICT SH 99 HARRIS C/L SH 99 @ FM 1405 SEG I-2: WIDEN TO 4-LANE TOLLWAY WITH TWO 2-LANE FRONTAGE ROADS AND INTERCHANGES	2.06 2011 \$26,201,402
CHAMBERS 14248 3187-02-010	TXDOT HOUSTON DISTRICT SH 99 AT IH 10 E CONSTRUCT 4 DIRECT CONNECTORS (TOLL) (SEGMENT I-2)	0.7 2014 \$76,000,000
CHAMBERS 259 3510-10-001	TXDOT BEAUMONT DISTRICT SH 99 LIBERTY C/L IH 10 E SEG I-1: CONSTRUCT 4-LANE TOLLWAY WITH LIMITED TWO 2-LANE FRONTAGE ROADS AND INTERCHANGES	4.65 2012 \$107,000,000
LIBERTY 14633 0338-05-923	TXDOT BEAUMONT DISTRICT SH 105 LIBERTY C/L SH 105 BYPASS WIDEN FROM 2 TO 4 LANES	1.3 2016 \$4,000,000
LIBERTY 353 3510-09-001	TXDOT BEAUMONT DISTRICT SH 99 HARRIS C/L CHAMBERS C/L CONSTRUCT 4-LANE TOLLWAY WITH LIMITED TWO 2-LANE FRONTAGE ROADS AND INTERCHANGES	10.18 2012 \$144,000,000
LIBERTY 10122 3510-09-002	TXDOT HOUSTON DISTRICT SH 99 HARRIS C/L US 90 CONSTRUCT 4-LANE TOLLWAY WITH TWO NON-CONTINUOUS 2-LANE FRONTAGE ROAD AND INTERCHANGES SEG. H	13.8 2015 \$157,000,000
LIBERTY 172 0028-04-069	TXDOT BEAUMONT DISTRICT US 90 0.2 MI E OF FM 563, EAST SH 61 WIDEN AND RECONSTRUCT TO 4-LANE DIVIDED RURAL	10 2012 \$20,000,000

**HOUSTON-GALVESTON MPO
2011-2014 TRANSPORTATION IMPROVEMENT PROGRAM
PROJECTS UNDERGOING ENVIRONMENTAL ASSESSMENT
TXDOT DISTRICT: BEAUMONT**

COUNTY MPO ID CSJ NUMBER	SPONSOR STREET FROM LIMIT TO LIMIT PROJECT DESCRIPTION	LENGTH FISCAL YEAR LATEST COST
LIBERTY 7189 0028-05-045	TXDOT BEAUMONT DISTRICT US 90 SH 61 IN DEVERS 1.5 MI E OF SH 61 WIDEN FROM 2 LANES TO 4 LANES WITH A CONTINUOUS LEFT TURN LANE	1.5 2011 \$10,605,021

**HOUSTON-GALVESTON MPO
2011-2014 TRANSPORTATION IMPROVEMENT PROGRAM
PROJECTS UNDERGOING ENVIRONMENTAL ASSESSMENT
TXDOT DISTRICT: HOUSTON**

COUNTY MPO ID CSJ NUMBER	SPONSOR STREET FROM LIMIT TO LIMIT PROJECT DESCRIPTION	LENGTH FISCAL YEAR LATEST COST
BRAZORIA 1487 0111-07-038	TXDOT HOUSTON DISTRICT BS 288B AT RAGSDALE & ROSEN CRK & BASTROP BAYOU REHABILITATE BRIDGES	0.54 2009 \$7,700,000
BRAZORIA 11303 0912-31-189	BRAZORIA COUNTY CR 101C (ALLEN RD) AT BRAZORIA RIVER AUTHORITY CANAL REPLACE BRIDGE AND APPROACHES	0.001 2009 \$390,457
BRAZORIA 13968 0912-31-221	TXDOT HOUSTON DISTRICT CR 168 AT GULF COAST WATER CANAL REPLACE BRIDGE (NBI# 12020AA0848001)	0.001 2010 \$537,000
BRAZORIA 13969 0912-31-975	TXDOT HOUSTON DISTRICT CR 172 AT DRAINAGE DITCH REPLACE BRIDGE (NBI# 12020D00787001)	0.001 2010 \$416,000
BRAZORIA 10581	CITY OF ALVIN CR 185 SH 6 SH 35 RECONSTRUCT & WIDEN EXISTING 2-LANE RURAL TO 2-LANE RURAL WI SHOULDERS & NEW LOCATION 2-LANE RURAL SECTION	7.5 2016 \$11,995,659
BRAZORIA 672 0912-31-195	BRAZORIA COUNTY CR 220 SH 288 FM 523 REPLACE AND WIDEN EXISTING 2-LANE ROADWAY WITH RURAL 4-LANE ASPHALTIC CONCRETE PAVEMENT SECTION FROM SH 288 TO APPROXIMATELY 2000 FT EAST OF BUS 288. EXTEND RURAL 4-LANE ROADWAY SECTION FROM 2000 FT EAST OF BUS 288 TO FM 523.	3.8 2012 \$22,000,000
BRAZORIA 671	BRAZORIA COUNTY CR 403 CR 94 FM 865 WIDEN 2-LANES TO 4-LANES, ADD MEDIAN & SHOULDERS, ADD SIDEWALKS	2.13 2012 \$17,400,000
BRAZORIA 13584	BRAZORIA COUNTY CR 58 SH 288 CR 48 DEVELOP 4-LANE ROADWAY WITH PEDESTRIAN TRAIL	1.67 2012 \$5,600,000
BRAZORIA 13967 0912-31-222	TXDOT HOUSTON DISTRICT CR 64 AT DRAINAGE DITCH REPLACE BRIDGE (NBI# 12020AA0529001)	0.001 2010 \$244,000

**HOUSTON-GALVESTON MPO
2011-2014 TRANSPORTATION IMPROVEMENT PROGRAM
PROJECTS UNDERGOING ENVIRONMENTAL ASSESSMENT
TXDOT DISTRICT: HOUSTON**

COUNTY MPO ID CSJ NUMBER	SPONSOR STREET FROM LIMIT TO LIMIT PROJECT DESCRIPTION	LENGTH FISCAL YEAR LATEST COST
BRAZORIA 11633	CITY OF PEARLAND CULLEN BLVD SOUTHFORK DR BAILEY RD WIDEN FROM 2 TO 4-LANES DIVIDED CURB AND GUTTER	0.83 2017 \$7,930,320
BRAZORIA 7628	CITY OF PEARLAND FITE RD MCLEAN RD VETERANS RD CONSTRUCT 4-LANE UNDIVIDED	0.473 2018 \$4,086,720
BRAZORIA 11343 1414-03-034	TXDOT HOUSTON DISTRICT FM 1462 AT CHOCOLATE BAYOU (STR #10) REHABILITATE BRIDGE	0.001 2011 \$1,705,000
BRAZORIA 921	TXDOT HOUSTON DISTRICT FM 2004 SH 332 SH 288 WIDEN TO 4-LANE DIVIDED	1.25 2013 \$7,049,220
BRAZORIA 10147	TXDOT HOUSTON DISTRICT FM 2004 AT HALLS BAYOU REHAB BRIDGE & APPROACHES	0.001 2013 \$810,825
BRAZORIA 10145 2523-02-904	TXDOT HOUSTON DISTRICT FM 2004 AT OYSTER CREEK REHABILITATE BRIDGE AND APPROACHES	0.001 2013 \$1,100,944
BRAZORIA 669	BRAZORIA COUNTY FM 2351 SH 35 GALVESTON C/L RECONSTRUCT TO A 4-LANE DIVIDED RURAL SECTION	2.3 2012 \$2,700,000
BRAZORIA 940 1002-01-006	TXDOT HOUSTON DISTRICT FM 517 GALVESTON C/L SH 35 RECONSTRUCT AND WIDEN TO 4-LANES	1.12 2014 \$8,000,000
BRAZORIA 11295 0847-03-033	TXDOT HOUSTON DISTRICT FM 521 AT BRAZOS RIVER AND SH 332 REHABILITATE BRIDGE AND APPROACHES	0.001 2011 \$5,421,504

**HOUSTON-GALVESTON MPO
2011-2014 TRANSPORTATION IMPROVEMENT PROGRAM
PROJECTS UNDERGOING ENVIRONMENTAL ASSESSMENT
TXDOT DISTRICT: HOUSTON**

COUNTY MPO ID CSJ NUMBER	SPONSOR STREET FROM LIMIT TO LIMIT PROJECT DESCRIPTION	LENGTH FISCAL YEAR LATEST COST
BRAZORIA 12423	BRAZORIA COUNTY FM 523 FM 2004 SH 332 WIDEN TO 4-LANES	10.603 2012 \$30,125,069
BRAZORIA 512 1003-01-061	TXDOT HOUSTON DISTRICT FM 523 SH 332 0.2 MI S OF FM 1495 WIDEN TO 4-LANE DIVIDED URBAN	1.4 2013 \$11,100,000
BRAZORIA 7564	CITY OF ALVIN FM 528 SH 6 WHEELER LN EXTEND FM 528 ACROSS GORDON ST (SH 35B) TO SH 6. INCLUDES 2-LANES ON NEW LOCATION WITH A RAILROAD GRADE SEPARATION. NEW SIGNAL AT GORDON & SH 6.	1.12 2012 \$10,089,000
BRAZORIA 10555	CITY OF ALVIN FM 528 DAVIS BEND RD FM 1462 EXTEND ROADWAY 2-LANES ON NEW LOCATION AND ALONG CR 284. NEW SIGNALS AT FM 1462 & CR 190.	3.69 2014 \$14,317,301
BRAZORIA 7565 1414-02-900	TXDOT HOUSTON DISTRICT FM 528 SH 35 BYPASS CR 179/180 CONSTRUCT 4-LANE DIVIDED ROAD	2.2 2013 \$9,800,000
BRAZORIA 15231 0976-02-089	TXDOT HOUSTON DISTRICT FM 865 HARRIS COUNTY LINE S OF HARRIS COUNTY LINE WIDEN FROM 2 TO 4 LANES WITH CURB AND GUTTER (PHASE 2 AFTER 0976-02-085, ETC)	0.211 2013 \$2,500,000
BRAZORIA 13958 0912-31-215	TXDOT HOUSTON DISTRICT FURNACE LN AT MUSTANG BAYOU REPLACE BRIDGE (NBI# 12020W00185001)	0.001 2010 \$415,000
BRAZORIA 11639	CITY OF PEARLAND HARKEY RD BROADWAY BAILEY WIDEN FROM 2 TO 4-LANES DIVIDED CURB AND GUTTER	2 2017 \$18,717,600
BRAZORIA 11611	CITY OF ANGLETON HENDERSON RD SH 35 SH 288B RECONSTRUCT & WIDEN TO A 3-LANE URBAN SECTION	1.9 2012 \$26,250,000

**HOUSTON-GALVESTON MPO
2011-2014 TRANSPORTATION IMPROVEMENT PROGRAM
PROJECTS UNDERGOING ENVIRONMENTAL ASSESSMENT
TXDOT DISTRICT: HOUSTON**

COUNTY MPO ID CSJ NUMBER	SPONSOR STREET FROM LIMIT TO LIMIT PROJECT DESCRIPTION	LENGTH FISCAL YEAR LATEST COST
BRAZORIA 7625	CITY OF PEARLAND HUGHES RANCH RD STONE RD W GARDEN RD CONSTRUCT 4-LANE ROADWAY	1.231 2015 \$12,065,769
BRAZORIA 13956 0912-31-213	TXDOT HOUSTON DISTRICT LOUISIANA ST AT MUSTANG BAYOU REPLACE BRIDGE (NBI# 12020W00087001)	0.001 2009 \$746,000
BRAZORIA 11638	CITY OF PEARLAND MANVEL RD BROADWAY BAILEY RD WIDEN FROM 2 TO 4-LANES DIVIDED CURB AND GUTTER	1.99 2016 \$19,624,896
BRAZORIA 11635	CITY OF PEARLAND MAX RD MCHARD RD HUGHES RANCH RD WIDEN FROM 2 TO 4-LANES DIVIDED CURB AND GUTTER	0.7 2018 \$6,546,960
BRAZORIA 11636	CITY OF PEARLAND MAX RD HUGHES RANCH RD 2700' S OF HUGHES RANCH RD WIDEN FROM 2 TO 4-LANES DIVIDED CURB AND GUTTER	0.492 2013 \$5,963,958
BRAZORIA 13565	CITY OF PEARLAND MAX RD BROOKSIDE RD MCHARD RD WIDEN FROM 2 TO 4-LANES UNDIVIDED CURB AND GUTTER	0.5 2018 \$4,715,999
BRAZORIA 7874	CITY OF PEARLAND MCHARD RD CULLEN MYKAWA CONSTRUCT 4-LANE DIVIDED ON NEW LOCATION	3 2013 \$36,573,822
BRAZORIA 11652	CITY OF PEARLAND MORRIS RD BROADWAY SOUTHFORK DR CONSTRUCT 4-LANE DIVIDED CURB AND GUTTER	1 2011 \$6,352,460
BRAZORIA 7602	CITY OF PEARLAND MYKAWA RD BW 8 FM 518 WIDEN 2-LANE TO 4-LANE W/ RAISED MEDIAN (S OF MCHARD) & FLUSH MEDIAN (N OF MCHARD)	2.7 2013 \$22,335,723

**HOUSTON-GALVESTON MPO
2011-2014 TRANSPORTATION IMPROVEMENT PROGRAM
PROJECTS UNDERGOING ENVIRONMENTAL ASSESSMENT
TXDOT DISTRICT: HOUSTON**

COUNTY MPO ID CSJ NUMBER	SPONSOR STREET FROM LIMIT TO LIMIT PROJECT DESCRIPTION	LENGTH FISCAL YEAR LATEST COST
BRAZORIA 7624	CITY OF PEARLAND MYKAWA RD FM 518 WALNUT ST W CONSTRUCT NEW 4-LANE DIVIDED TO CONNECT MYKAWA TO VETERANS	0.568 2015 \$5,957,184
BRAZORIA 11655	CITY OF PEARLAND ODAY RD PEARLAND CITY LIMITS BROADWAY WIDEN FROM 2 TO 4-LANE DIVIDED CURB AND GUTTER	1.93 2016 \$17,826,624
BRAZORIA 13566	CITY OF PEARLAND ODAY RD BROOKSIDE RD PEARLAND CITY LIMITS WIDEN FROM 2 TO 4-LANES UNDIVIDED CURB AND GUTTER	0.1 2016 \$895,680
BRAZORIA 7631	CITY OF PEARLAND ORANGE W ST ODAY RD HATFIELD ST CONSTRUCT 4-LANE UNDIVIDED	0.473 2012 \$4,636,156
BRAZORIA 7630	CITY OF PEARLAND PEARLAND PKWY DIXIE FARM RD GALVESTON C/L CONSTRUCT 4-LANE DIVIDED ON NEW LOCATION	0.5 2015 \$22,675,680
BRAZORIA 13765 0598-02-903	TXDOT HOUSTON DISTRICT SH 288 BW 8 SH 6 CONSTRUCT 4 TOLL LANES	8 2013 \$295,218,436
BRAZORIA 14135 0598-03-024	TXDOT HOUSTON DISTRICT SH 288 AT CR 44 INSTALL BOX CULVERT	0.001 2008 \$555,360
BRAZORIA 13605 0598-03-900	TXDOT HOUSTON DISTRICT SH 288 AT CR 48 CONSTRUCT GRADE SEPARATION	0.001 2012 \$10,000,000
BRAZORIA 14172 1524-01-075	TXDOT HOUSTON DISTRICT SH 332 3.550 MI E OF FM 521 TO BRAZOS RIVER CONSTRUCT OUTFALL CHANNEL AND BOX CULVERT	1.077 2010 \$1,307,944

**HOUSTON-GALVESTON MPO
2011-2014 TRANSPORTATION IMPROVEMENT PROGRAM
PROJECTS UNDERGOING ENVIRONMENTAL ASSESSMENT
TXDOT DISTRICT: HOUSTON**

COUNTY MPO ID CSJ NUMBER	SPONSOR STREET FROM LIMIT TO LIMIT PROJECT DESCRIPTION	LENGTH FISCAL YEAR LATEST COST
BRAZORIA 12831 0178-02-082	TXDOT HOUSTON DISTRICT SH 35 BS 35C NORTH SH 6 4-LANE TOLLWAY (MOST FEASIBLE TOLL ALTERNATIVE)	2.5 2016 \$35,500,000
BRAZORIA 7867 0178-03-137	TXDOT HOUSTON DISTRICT SH 35 SH 6 BS 35C SOUTH 4-LANE TOLLWAY (MOST FEASIBLE TOLL ALTERNATIVE)	2 2018 \$38,700,000
BRAZORIA 518 0179-01-033	TXDOT HOUSTON DISTRICT SH 35 BS 288B T. J. WRIGHT ST WIDEN FROM 2 LANES TO 2-LANE ONE-WAY PAIR WITH CURB & GUTTER	0.275 2015 \$2,520,000
BRAZORIA 251 0111-08-100	TXDOT HOUSTON DISTRICT SH 36 0.9 S OF THE BRAZOS RIVER FM 1495 WIDEN TO 4-LANE DIVIDED RURAL	1.246 2012 \$4,600,000
BRAZORIA 253 0188-03-019	TXDOT HOUSTON DISTRICT SH 36 FORT BEND C/L TO N OF WEST COLUMBIA S OF NEW SH 35 TO EXISTING SH 35 WIDEN TO 4-LANE DIVIDED RURAL	9.045 2013 \$44,100,000
BRAZORIA 252 0188-04-025	TXDOT HOUSTON DISTRICT SH 36 FM 522 2.30 MI N OF SH 332 WIDEN TO 4-LANE DIVIDED RURAL (PTF CANDIDATE)	4.318 2012 \$24,064,458
BRAZORIA 256 0188-04-035	TXDOT HOUSTON DISTRICT SH 36 SH 35 FM 522 WIDEN TO 4-LANE DIVIDED RURAL (PTF CANDIDATE)	1.799 2012 \$11,500,000
BRAZORIA 10109 0188-04-043	TXDOT HOUSTON DISTRICT SH 36 1.13 MI N OF SH 332 S OF BRAZORIA CONSTRUCT 4-LANES ON NEW LOCATION (BRAZORIA BYPASS)	4 2013 \$72,209,998
BRAZORIA 255 0188-05-027	TXDOT HOUSTON DISTRICT SH 36 S OF CR 310 IN CITY OF BRAZORIA S OF JONES CREEK BRIDGE WIDEN TO 4-LANE DIVIDED WITH GRADE SEPARATION AT FM 2004	9.644 2012 \$28,110,932

**HOUSTON-GALVESTON MPO
2011-2014 TRANSPORTATION IMPROVEMENT PROGRAM
PROJECTS UNDERGOING ENVIRONMENTAL ASSESSMENT
TXDOT DISTRICT: HOUSTON**

COUNTY MPO ID CSJ NUMBER	SPONSOR STREET FROM LIMIT TO LIMIT PROJECT DESCRIPTION	LENGTH FISCAL YEAR LATEST COST
BRAZORIA 254 0188-06-046	TXDOT HOUSTON DISTRICT SH 36 S OF JONES CREEK BRIDGE 0.2 MI N OF BRAZOS RIV DIVERSION CHANNEL WIDEN TO 4-LANE DIVIDED RURAL (PTF CANDIDATE)	2.941 2012 \$9,784,000
BRAZORIA 257 3510-02-001	TXDOT HOUSTON DISTRICT SH 99 SH 288 GALVESTON C/L SEG B: CONSTRUCT 4-LANE TOLLWAY WITH NON-CONTINUOUS TWO 2-LANE FRONTAGE ROADS AND INTERCHANGES	12.5 2011 \$363,000,000
BRAZORIA 258 3510-02-002	TXDOT HOUSTON DISTRICT SH 99 SH 288 FORT BEND C/L SEG C-3: CONSTRUCT 4-LANE TOLLWAY WITH NON-CONTINUOUS TWO 2-LANE FRONTAGE ROADS AND INTERCHANGES	8.8 2011 \$151,000,000
BRAZORIA 14246 3510-02-901	TXDOT HOUSTON DISTRICT SH 99 AT SH 288 CONSTRUCT 4 DIRECT CONNECTORS (TOLL) (SEGMENT C)	0.5 2014 \$131,500,104
BRAZORIA 11599	CITY OF ANGLETON SHANKS RD CEMENTARY RD SH 288B/AIRPORT RD RECONSTRUCT TO 3-LANE URBAN SECTION	1.8 2012 \$5,600,000
BRAZORIA 11654	CITY OF PEARLAND SMITH RANCH RD HUGHES RANCH RD BROADWAY WIDEN FROM 2 TO 4-LANE DIVIDED CURB AND GUTTER	1 2015 \$8,979,489
BRAZORIA 11640	CITY OF PEARLAND VETERANS DR WALNUT W BAILEY RD WIDEN FROM 2 TO 4-LANES DIVIDED CURB AND GUTTER	2.02 2013 \$18,846,048
FORT BEND 434	FORT BEND COUNTY AIRPORT BLVD W SH 99 0.25 MI E OF FM 1464 CONSTRUCT 4-LANE BLVD	4.51 2013 \$11,617,314
FORT BEND 5	FORT BEND COUNTY BEECHNUT ST LOBERA FM 1464 CONSTRUCT / WIDEN TO 4-LANE CONCRETE CURB & GUTTER SECTION WITH STORM SEWER	0.88 2012 \$761,827

**HOUSTON-GALVESTON MPO
2011-2014 TRANSPORTATION IMPROVEMENT PROGRAM
PROJECTS UNDERGOING ENVIRONMENTAL ASSESSMENT
TXDOT DISTRICT: HOUSTON**

COUNTY MPO ID CSJ NUMBER	SPONSOR STREET FROM LIMIT TO LIMIT PROJECT DESCRIPTION	LENGTH FISCAL YEAR LATEST COST
FORT BEND 6	FORT BEND COUNTY BELLAIRE BLVD FM 1464 SAN PABLO CONSTRUCT NEW 4-LANE ROAD	0.75 2012 \$3,402,000
FORT BEND 13585	CITY OF STAFFORD BRAND LN US 90A AVENUE E WIDEN 2-LANE ASPHALT ROADWAY TO A 4-LANE CONCRETE UNDIVIDED ROADWAY WITH UNDERGROUND STORM SEWER	1.3 2012 \$3,500,000
FORT BEND 475	CITY OF SUGAR LAND BURNEY RD B/P N OF JESS PIRTLE BLVD US 90A (AT UNIVERSITY BLVD) CONSTRUCT 4-LANE ROADWAY	1.32 2015 \$17,000,000
FORT BEND 11183	CITY OF SUGAR LAND EAST/WEST ARTERIAL BURNEY RD SH 6 CONSTRUCT 4-LANE BLVD WI SIDEWALKS	1.28 2012 \$4,500,000
FORT BEND 13642	CITY OF MISSOURI CITY FM 1092 LEXINGTON BLVD CARTWRIGHT RD Reconstruct 4-Lane Divided Roadway TO 6-Lane Divided Curb & Gutter Roadway With Closed Storm Drains And Cross-Drainage Culverts.	1.25 2016 \$7,832,112
FORT BEND 13745	CITY OF MISSOURI CITY FM 1092/MURPHY RD CARTWRIGHT RD SH 6 WIDEN FROM 6 TO 8 LANES	1.2 2016 \$2,729,701
FORT BEND 13746	CITY OF MISSOURI CITY FM 1092/MURPHY RD LEXINGTON BLVD CARTWRIGHT WIDEN 6 TO 8 LANES	1.3 2014 \$2,811,050
FORT BEND 13641	CITY OF MISSOURI CITY FM 1092/MURPHY RD US 90A LEXINGTON BLVD Reconstruct 4-Lane Divided Roadway TO 6-Lane Divided Curb & Gutter Roadway With Closed Storm Drains And Cross-Drainage Culverts And Bridge Widening	1.231 2013 \$9,192,036
FORT BEND 13643	CITY OF MISSOURI CITY FM 1092/MURPHY RD CARTWRIGHT RD SH 6 Reconstruct 4-Lane Divided Roadway TO 6-Lane Divided Curb & Gutter Roadway With Closed Storm Drains And Cross-Drainage Culverts And Bridge Widening	1.2 2012 \$9,914,231

**HOUSTON-GALVESTON MPO
2011-2014 TRANSPORTATION IMPROVEMENT PROGRAM
PROJECTS UNDERGOING ENVIRONMENTAL ASSESSMENT
TXDOT DISTRICT: HOUSTON**

COUNTY MPO ID CSJ NUMBER	SPONSOR STREET FROM LIMIT TO LIMIT PROJECT DESCRIPTION	LENGTH FISCAL YEAR LATEST COST
FORT BEND 979 1258-02-900	TXDOT HOUSTON DISTRICT FM 1093 AUSTIN C/L FM 359 WIDEN TO 4-LANE DIVIDED RURAL ROAD	7.65 2019 \$65,600,000
FORT BEND 487 1258-03-902	TXDOT HOUSTON DISTRICT FM 1093 1.80 MI W OF FM 1463 SH 99 WIDEN TO 4-LANES (EXTEND WESTPARK TOLL RD MAIN LANES) AND ADD FM 1093 FRONTAGE ROADS	2.338 2013 \$137,851,619
FORT BEND 13 2093-01-010	TXDOT HOUSTON DISTRICT FM 2218 US 59 SH 36 WIDEN FROM 2 LANES TO 4-LANE DIVIDED	3.782 2013 \$28,200,000
FORT BEND 980	CITY OF MISSOURI CITY FM 2234 US 90A LEXINGTON WIDEN FROM 4 TO 6 LANES UNDIVIDED	1.4 2014 \$3,239,855
FORT BEND 12804	TXDOT HOUSTON DISTRICT FM 2234 INDEPENDENCE CARTWRIGHT WIDEN FROM 2 TO 4-LANES	1 2013 \$3,738,329
FORT BEND 15 2105-01-020	TXDOT HOUSTON DISTRICT FM 2234 FM 3345 FM 521 WIDEN 2 LANES TO 4-LANE DIVIDED RURAL SECTION	5.8 2010 \$34,330,000
FORT BEND 9419 2105-01-034	TXDOT HOUSTON DISTRICT FM 2234 0.38 MI N OF US 90A 0.62 MI S OF US 90A CONSTRUCT FM 2234 M/L DEPRESSED W/ AT-GRADE FRONTAGE ROAD	1 2013 \$27,500,000
FORT BEND 13507 1415-03-008	TXDOT HOUSTON DISTRICT FM 2759 0.1 MI S OF US 59 0.9 MI S OF US 59 CONSTRUCT 2 3-LANE FRONTAGE ROADS WITH CONCRETE BOX CULVERT AT MIDDLE BAYOU (PHASE 1)	0.817 2013 \$13,700,000
FORT BEND 14711 1415-03-010	TXDOT HOUSTON DISTRICT FM 2759 US 59 FM 762/FM 2759 ON CRABB RIVER RD WIDEN TO 4-LANES WITH FLUSH MEDIAN	1.7 2011 \$1,000,000

**HOUSTON-GALVESTON MPO
2011-2014 TRANSPORTATION IMPROVEMENT PROGRAM
PROJECTS UNDERGOING ENVIRONMENTAL ASSESSMENT
TXDOT DISTRICT: HOUSTON**

COUNTY MPO ID CSJ NUMBER	SPONSOR STREET FROM LIMIT TO LIMIT PROJECT DESCRIPTION	LENGTH FISCAL YEAR LATEST COST
FORT BEND 12855 0543-02-055	TXDOT HOUSTON DISTRICT FM 359 AT US 90A AND UP RR	0.35 2010 \$11,800,000
	RAILROAD GRADE SEPARATION (ELEVATED T)	
FORT BEND 488 0543-02-901	TXDOT HOUSTON DISTRICT FM 359 FM 723 FARMER RD WIDEN FROM 2-LANE TO 4-LANE RURAL	4.2 2015 \$14,800,000
FORT BEND 12856 0838-03-023	TXDOT HOUSTON DISTRICT FM 361 SH 36 FM 1994 REPLACE 2 BRIDGES	0.001 2010 \$2,270,000
FORT BEND 495 0111-03-031	TXDOT HOUSTON DISTRICT FM 521 HARRIS C/L FM 2234 WIDEN TO 4-LANE DIVIDED RURAL SECTION	0.25 2017 \$18,200,000
FORT BEND 981 0188-09-040	TXDOT HOUSTON DISTRICT FM 723 FM 1093 N OF BRAZOS RIVER WIDEN TO 4-LANE DIVIDED RURAL	8.7 2013 \$45,633,578
FORT BEND 14710 0543-03-067	TXDOT HOUSTON DISTRICT FM 762 FM 762/FM 2759 S OF LCISD SCHOOL ON CRABB RIVER RD WIDEN TO 4 LANES DIVIDED	1.7 2011 \$1,000,000
FORT BEND 919 3585-02-900	FBCTRA FORT BEND PKWY TOLL ROAD SH 6 SH 99 CONSTRUCT 4-LANE TOLL ROAD AND BRAZOS BRIDGE	11 2019 \$133,100,000
FORT BEND 13753	FORT BEND COUNTY GASTON RD KATY FLEWELLAN RD CINCO RANCH BLVD RECONSTRUCT 2-LANE RURAL ROADWAY TO 4-LANE CURB & GUTTER WITH STORM SEWER	2.8 2016 \$17,530,191
FORT BEND 13734	CITY OF MISSOURI CITY GESSNER DR S AT CRAVENS ADDITION OF ONE NB AND ONE SB THROUGH LANE	0.001 2012 \$373,911

**HOUSTON-GALVESTON MPO
2011-2014 TRANSPORTATION IMPROVEMENT PROGRAM
PROJECTS UNDERGOING ENVIRONMENTAL ASSESSMENT
TXDOT DISTRICT: HOUSTON**

COUNTY MPO ID CSJ NUMBER	SPONSOR STREET FROM LIMIT TO LIMIT PROJECT DESCRIPTION	LENGTH FISCAL YEAR LATEST COST
FORT BEND 13743	CITY OF MISSOURI CITY GESSNER DR S BW 8 US 90A WIDEN 4 TO 6-LANES	1.6 2013 \$3,369,021
FORT BEND 10334 0271-05-025	TXDOT HOUSTON DISTRICT IH 10 W WALLER/FORT BEND COUNTY LINE FORT BEND / HARRIS COUNTY LINE WIDEN TO 6 MAIN LANES WITH 4 MANAGED LANES AND TWO 3-LANE FRONTAGE ROADS; RECONSTRUCT INTERCHANGES AT FM 1463 AND PIN OAK	2.18 2015 \$35,000,000
FORT BEND 11244 0271-05-029	TXDOT HOUSTON DISTRICT IH 10 W IH 10 WB FR AT CANE BR OF BUFFALO BAYOU . REHABILITATE BRIDGE AND APPROACHES	0.001 2009 \$434,000
FORT BEND 13756	FORT BEND COUNTY KATY FLEWELLAN RD PIN OAK RD GASTON RD RECONSTRUCT EXISTING 2-LANE RURAL ROADWAY TO 4-LANE CURB & GUTTER WITH STORM SEWER	1.5 2010 \$12,425,400
FORT BEND 975	CITY OF MEADOWS PLACE KIRKWOOD DR S HARRIS C/L CITY LIMITS 2-LANE ROADWAY WITH ROUNDABOUTS	0.5 2011 \$1,500,000
FORT BEND 10003	CITY OF STAFFORD KIRKWOOD DR S US 59 US 90A WIDEN 4-LANE CONCRETE DIVIDED TO 6-LANE CONCRETE DIVIDED ROADWAY	0.8 2012 \$2,719,355
FORT BEND 7809	CITY OF RICHMOND LAMAR DR FM 1640 FM 2218 CONSTRUCT 4-LANE ROADWAY ON NEW LOCATION	0.25 2015 \$447,441
FORT BEND 7825	CITY OF MISSOURI CITY LEXINGTON BLVD FM 1092 STAFFORDSHIRE RD WIDEN 2 TO 4-LANES (IN SECTIONS) AND REALIGNMENT	2.65 2016 \$4,170,000
FORT BEND 445	CITY OF MISSOURI CITY MASON RD FM 1093 MORTIN RD CONSTRUCT NEW 4-LANE DIVIDED EXTENSION	2 2012 \$24,927,427

**HOUSTON-GALVESTON MPO
2011-2014 TRANSPORTATION IMPROVEMENT PROGRAM
PROJECTS UNDERGOING ENVIRONMENTAL ASSESSMENT
TXDOT DISTRICT: HOUSTON**

COUNTY MPO ID CSJ NUMBER	SPONSOR STREET FROM LIMIT TO LIMIT PROJECT DESCRIPTION	LENGTH FISCAL YEAR LATEST COST
FORT BEND 11182	CITY OF SUGAR LAND MEADOWCROFT BLVD UNIVERSITY BLVD FIRST COLONY BLVD CONSTRUCT ROADWAY EXTENSION 1/2 OF THE BRIDGE AND 100% OF THE ROADWAY SECTION	0.71 2010 \$2,225,000
FORT BEND 13973 0912-34-902	TXDOT HOUSTON DISTRICT MEYER RD AT SNAKE CREEK REPLACE BRIDGE AND APPROACHES (NBI# 12080AA0970001)	0.001 2014 \$626,000
FORT BEND 2386	FORT BEND COUNTY MULLINS-REYNOLDS ST AT BESSIES CREEK REPLACE BRIDGE	0.001 2016 \$510,879
FORT BEND 13721	CITY OF MISSOURI CITY MURPHY RD/FM 1092 AT 5TH ST ADDITION OF ONE NB AND ONE SB THROUGH LANE	0.001 2015 \$403,015
FORT BEND 13724	CITY OF MISSOURI CITY MURPHY RD/FM 1092 AT EL DORADO ADDITION OF ONE NB AND ON SB THROUGH LANE	0.001 2014 \$393,070
FORT BEND 13730	CITY OF MISSOURI CITY MURPHY RD/FM 1092 AT HAMPTON ADDITION OF ONE NB AND ONE SB THROUGH LANE	0.001 2013 \$383,371
FORT BEND 11197	CITY OF SUGAR LAND NEW TERRITORY BLVD LID 17 UNIVERSITY BLVD WIDEN TO 6-LANE BLVD (PHASE II)	0.71 2015 \$1,000,000
FORT BEND 18	CITY OF SUGAR LAND OILFIELD RD COMMONWEALTH BLVD UNIVERSITY BLVD RECONSTRUCT & WIDEN TO 4-LANE BLVD	1.2 2012 \$3,000,000
FORT BEND 13760	CITY OF HOUSTON POST OAK RD S BW 8 FM 2234 WIDEN EXISTING 4-LANE TO 6-LANE SECTION	1.4 2014 \$3,335,145

**HOUSTON-GALVESTON MPO
2011-2014 TRANSPORTATION IMPROVEMENT PROGRAM
PROJECTS UNDERGOING ENVIRONMENTAL ASSESSMENT
TXDOT DISTRICT: HOUSTON**

COUNTY MPO ID CSJ NUMBER	SPONSOR STREET FROM LIMIT TO LIMIT PROJECT DESCRIPTION	LENGTH FISCAL YEAR LATEST COST
FORT BEND 9430 0187-05-045	TXDOT HOUSTON DISTRICT SH 36 AT UP RR IN ROSENBERG REPLACE RAILROAD UNDERPASS	0.1 2010 \$12,500,000
FORT BEND 263 0188-01-016	TXDOT HOUSTON DISTRICT SH 36 US 59 FM 2218 WIDEN TO 4-LANE DIVIDED RURAL	2.9 2010 \$17,200,000
FORT BEND 262 0188-02-029	TXDOT HOUSTON DISTRICT SH 36 0.43 MI N OF FM 2218 0.284 MI S OF NEEDVILLE-FAIRCHILDS WIDEN TO 4-LANE DIVIDED RURAL WITH GRADE SEPARATION	8.06 2011 \$55,000,000
FORT BEND 11562 0188-02-036	TXDOT HOUSTON DISTRICT SH 36 S OF NEEDVILLE BRAZORIA C/L WIDEN TO 4-LANE DIVIDED RURAL	6.39 2011 \$67,868,171
FORT BEND 13731	CITY OF MISSOURI CITY SH 6 AT LAKE OLYMPIA PKWY ADDITION OF ON WB RIGHT TURN LANE	0.001 2012 \$328,588
FORT BEND 266 3510-03-001	TXDOT HOUSTON DISTRICT SH 99 FM 762 BRAZORIA C/L SEG C-2: CONSTRUCT 4-LANE TOLLWAY WITH NON-CONTINUOUS TWO 2-LANE FRONTAGE ROADS AND INTERCHANGES	7.618 2011 \$235,100,000
FORT BEND 10128 3510-03-002	TXDOT HOUSTON DISTRICT SH 99 US 59 FM 762 SEG C-1: CONSTRUCT 4-LANE TOLLWAY WITH NON-CONTINUOUS TWO 2-LANE FRONTAGE ROADS AND INTERCHANGES	1.89 2011 \$55,381,565
FORT BEND 14247 3510-03-004	TXDOT HOUSTON DISTRICT SH 99 AT US 59 S CONSTRUCT 3 DIRECT CONNECTORS (TOLL) (SEGMENT C)	0.7 2014 \$57,000,000
FORT BEND 14231 3510-04-028	TXDOT HOUSTON DISTRICT SH 99 FRY RD FM 1093 CONSTRUCT 2-LANE NORTHBOUND FRONTAGE ROADS	0.971 2008 \$2,000,000

**HOUSTON-GALVESTON MPO
2011-2014 TRANSPORTATION IMPROVEMENT PROGRAM
PROJECTS UNDERGOING ENVIRONMENTAL ASSESSMENT
TXDOT DISTRICT: HOUSTON**

COUNTY MPO ID CSJ NUMBER	SPONSOR STREET FROM LIMIT TO LIMIT PROJECT DESCRIPTION	LENGTH FISCAL YEAR LATEST COST
FORT BEND 14239 3510-04-039	TXDOT HOUSTON DISTRICT SH 99 AT FM 1093/WESTPARK TOLLWAY	0.7 2012 \$38,000,000
	CONSTRUCT 2 DIRECT CONNECTORS (TOLL) (WB-NB, NB-EB) (SEG. D)	
FORT BEND 13722	CITY OF MISSOURI CITY SIENNA PKWY AT SCANLIN TRACE	0.001 2015 \$403,015
	ADDITION OF NB AND SB LEFT TURN LANES	
FORT BEND 13723	CITY OF MISSOURI CITY SIENNA PKWY AT SIENNA SPRINGS	0.001 2014 \$393,070
	ADDITION OF NB AND SB LEFT TURN LANES	
FORT BEND 13725	CITY OF MISSOURI CITY SIENNA PKWY AT WATERS LAKE BLVD	0.001 2014 \$393,070
	ADDITION OF NB AND SB LEFT TURN LANES	
FORT BEND 13726	CITY OF MISSOURI CITY SIENNA PKWY AT WATERS LAKE BLVD	0.001 2013 \$383,371
	ADDITION OF EB AND WB LEFT TURN LANES	
FORT BEND 13727	CITY OF MISSOURI CITY SIENNA PKWY AT BEE'S PASSAGE	0.001 2013 \$383,371
	ADDITION OF NB AND SB LEFT TURN LANES	
FORT BEND 13729	CITY OF MISSOURI CITY SIENNA PKWY AT WATTS PLANTATION	0.001 2013 \$720,273
	ADDITION OF NB AND SB LEFT TURN LANE; ADDITION OF WB TURN LANE ON WATTS PLANTATION	
FORT BEND 13732	CITY OF MISSOURI CITY SIENNA PKWY AT TRAMMEL FRESNO	0.001 2012 \$702,500
	ADDITION OF NB AND SB LEFT TURN LANES. ADDITION OF WB LEFT TURN LANE ON TRAMMEL FRESNO.	
FORT BEND 13719	CITY OF MISSOURI CITY SIENNA RANCH RD SH 6 W OF SIENNA PKWY EXTEND 4-LANE ROADWAY	3.1 2011 \$7,992,000

**HOUSTON-GALVESTON MPO
2011-2014 TRANSPORTATION IMPROVEMENT PROGRAM
PROJECTS UNDERGOING ENVIRONMENTAL ASSESSMENT
TXDOT DISTRICT: HOUSTON**

COUNTY MPO ID CSJ NUMBER	SPONSOR STREET FROM LIMIT TO LIMIT PROJECT DESCRIPTION	LENGTH FISCAL YEAR LATEST COST
FORT BEND 13744	CITY OF MISSOURI CITY SIENNA SPRINGS BLVD HAGERSON RD SIENNA PKWY EXTEND 4-LANE ROADWAY	2.5 2012 \$7,546,212
FORT BEND 261 0187-05-036	TXDOT HOUSTON DISTRICT SP 10 SH 36 US 59 WIDEN TO 4-LANE DIVIDED ROADWAY	4.8 2013 \$18,100,000
FORT BEND 9695 0187-05-048	TXDOT HOUSTON DISTRICT SP 10 US 59 S SH 36 WIDEN TO 4-LANE DIVIDED RURAL FACILITY (PHASE 2)	4.75 2015 \$21,100,000
FORT BEND 9692 0187-05-050	TXDOT HOUSTON DISTRICT SP 10 US 59 S SH 36 CONSTRUCT 2-LANE RURAL FACILITY ON A NEW LOCATION AND REMOVE EXISTING 2-LANE ON SP 10/HARTLEDGE ROAD (PHASE 1)	4.75 2015 \$21,500,000
FORT BEND 10005	CITY OF STAFFORD STAFFORDSHIRE RD FIFTH ST FM 2234 WIDEN 2-LANE ASPHALT ROADWAY TO 4-LANE CONCRETE BLVD SECTION ROADWAY WITH UNDERGROUND STORM SEWER	1.72 2012 \$9,000,000
FORT BEND 13637	CITY OF MISSOURI CITY TEXAS PKWY/FM 2234 LEXINGTON BLVD CARTWRIGHT RD WIDEN 4 TO 6 LANES DIVIDED	1.3 2015 \$2,882,170
FORT BEND 13720	CITY OF MISSOURI CITY TEXAS PKWY/FM 2234 AT TURTLE CREEK ADDITION OF ONE EB AND ONE WB THROUGH-LANE	0.001 2016 \$413,211
FORT BEND 13733	CITY OF MISSOURI CITY TEXAS PKWY/FM 2234 AT INDEPENDENCE BLVD ADDITION OF ON NB RIGHT TURN LANE	0.001 2012 \$328,588
FORT BEND 11314 0912-34-921	TXDOT HOUSTON DISTRICT TIERRA GRANDE DR AT SNAKE CREEK REPLACE BRIDGE (NBI# 12080AA1100001)	0.001 2013 \$1,315,206

**HOUSTON-GALVESTON MPO
2011-2014 TRANSPORTATION IMPROVEMENT PROGRAM
PROJECTS UNDERGOING ENVIRONMENTAL ASSESSMENT
TXDOT DISTRICT: HOUSTON**

COUNTY MPO ID CSJ NUMBER	SPONSOR STREET FROM LIMIT TO LIMIT PROJECT DESCRIPTION	LENGTH FISCAL YEAR LATEST COST
FORT BEND 7053	CITY OF SUGAR LAND UNIVERSITY BLVD COMMONWEALTH BLVD SH 6 WIDEN TO 5-LANE & 6-LANE (PHASE 2)	4.1 2015 \$5,808,657
FORT BEND 11196	CITY OF SUGAR LAND UNIVERSITY BLVD US 59 SH 6 WIDEN 4-LANE TO 6-LANE (PHASE 2)	2 2014 \$2,904,328
FORT BEND 13803	CITY OF MISSOURI CITY UNIVERSITY BLVD SE CORNER OF BRAZOS LANDING SUBDIVISION OIL FIELD RD EXTEND 4-LANE ROADWAY	4.5 2014 \$14,591,259
FORT BEND 6048 0027-12-097	TXDOT HOUSTON DISTRICT US 59 S W OF FM 2759 W OF FM 762 WIDEN TO 8 ML, FRONTAGE ROADS, ITS & TMS	3.58 2015 \$89,406,219
FORT BEND 6049 0027-12-105	TXDOT HOUSTON DISTRICT US 59 S W OF SH 36 W OF FM 762 WIDEN TO 6-LANE RURAL FREEWAY, FRONTAGE ROADS, ITS & TMS WITH GRADE SEPARATION	3.75 2016 \$66,400,000
FORT BEND 6050 0027-12-106	TXDOT HOUSTON DISTRICT US 59 S W OF SP 10 W OF SH 36 WIDEN TO 6-LANE RURAL FREEWAY, FRONTAGE ROADS, ITS & TMS	4.37 2016 \$112,300,000
FORT BEND 9912 0027-12-114	TXDOT HOUSTON DISTRICT US 59 S W OF FM 762 W OF FM 2759 CONSTRUCT 2-WAY HOV LANES	3.58 2012 \$8,100,000
FORT BEND 6051 0089-09-058	TXDOT HOUSTON DISTRICT US 59 S W OF SP 10 W OF HAMLINK RD WIDEN TO 6-MAIN LANES, GRADE SEPARATIONS, 2-LANE FRONTAGE ROADS, ITS & TMS	2 2016 \$39,600,000
FORT BEND 6052 0089-09-065	TXDOT HOUSTON DISTRICT US 59 S W OF FM 360 W OF HAMLINK RD WIDEN TO 6 MAIN LANES, W/ 2-LANE FRONTAGE ROADS, GRADE SEPARATIONS, ITS & TMS	2.5 2017 \$60,300,000

**HOUSTON-GALVESTON MPO
2011-2014 TRANSPORTATION IMPROVEMENT PROGRAM
PROJECTS UNDERGOING ENVIRONMENTAL ASSESSMENT
TXDOT DISTRICT: HOUSTON**

COUNTY MPO ID CSJ NUMBER	SPONSOR STREET FROM LIMIT TO LIMIT PROJECT DESCRIPTION	LENGTH FISCAL YEAR LATEST COST
FORT BEND 6053 0089-09-066	TXDOT HOUSTON DISTRICT US 59 S W OF DARST RD W OF FM 360 WIDEN TO 6-MAINLANE FREEWAY W/ 2-LANE FRONTAGE ROADS, GRADE SEPARATIONS, ITS & TMS	3.25 2016 \$55,100,000
FORT BEND 6088 0027-06-046	TXDOT HOUSTON DISTRICT US 90A AT UP RR IN ROSENBERG REPLACE RAILROAD UNDERPASS	0.4 2010 \$27,700,000
FORT BEND 9637 0027-07-032	TXDOT HOUSTON DISTRICT US 90A AT WEST CITY LIMITS OF RICHMOND THE NORTHERN & SANTA FE RAILROAD REPLACE RAILROAD UNDERPASS	0.059 2010 \$19,200,000
FORT BEND 10020 0027-07-037	TXDOT HOUSTON DISTRICT US 90A AT RICHMOND C/L (W) & BNSF RAILROAD ____ RIGHT-OF-WAY ACQUISITION	0.059 2011 \$1,640,000
FORT BEND 10114 0027-08-146	TXDOT HOUSTON DISTRICT US 90A LP 762 FM 359 WIDEN TO 6 LANE DIVIDED (PHASE 3 OF 3)	1.399 2019 \$15,500,000
FORT BEND 10115 0027-08-147	TXDOT HOUSTON DISTRICT US 90A FM 359 SH 99 WIDEN TO 6 LANE DIVIDED (PHASE 2 OF 3)	3.519 2019 \$32,700,000
FORT BEND 11269 0027-08-161	TXDOT HOUSTON DISTRICT US 90A US 90A WB AT BRAZOS RIVER REHABILITATE BRIDGE AND APPROACHES	0.001 2014 \$5,000,000
FORT BEND 11316 0912-34-940	TXDOT HOUSTON DISTRICT W ALKIRE LAKE RD AT HORSESHOE LAKE REPLACE BRIDGE AND APPROACHES	0.001 2010 \$851,000
FORT BEND 13742	CITY OF MISSOURI CITY WATERS LAKES BLVD EXISTING TERMINUS S OF SIENNA PARKWAY EXTEND 4-LANE BOULEVARD	2.3 2015 \$5,202,561

**HOUSTON-GALVESTON MPO
2011-2014 TRANSPORTATION IMPROVEMENT PROGRAM
PROJECTS UNDERGOING ENVIRONMENTAL ASSESSMENT
TXDOT DISTRICT: HOUSTON**

COUNTY MPO ID CSJ NUMBER	SPONSOR STREET FROM LIMIT TO LIMIT PROJECT DESCRIPTION	LENGTH FISCAL YEAR LATEST COST
FORT BEND 13624	CITY OF SUGAR LAND WEST AIRPORT BLVD DAIRY ASHFORD BURNEY RD SMART CORRIDOR PILOT PROGRAM: WI-FI PUSHES DATA TO HAND HELD IP DEVICES AS WELL AS IN-CAR NAVIGATION AND GPS SYSTEMS (TRAFFIC FLOW DATA, TRAVEL TIMES ETC) WI-FI ALSO ENABLES IMPLEMENTATION OF ADAPTIVE TRAFFIC TECHNOLOGY	2.5 2013 \$145,216
FORT BEND 978	CITY OF SUGAR LAND WILLIAMS TRACE BLVD US 59 OYSTER CREEK WIDEN TO 6-LANE DIVIDED	0.318 2013 \$14,339,639
FORT BEND 7806	FORT BEND COUNTY WILLIAMS WAY BLVD US 59 FM 762 CONSTRUCT 4-LANE DIVIDED ROADWAY IN NEW LOCATION	4.3 2016 \$10,956,369
GALVESTON 7612	CITY OF TEXAS CITY CENTURY BLVD SH 3 MALL OF THE MAINLAND WIDEN 2-LANE TO 4-LANE	1.7 2012 \$4,000,000
GALVESTON 11336 0912-73-121	TXDOT HOUSTON DISTRICT CHERRY DR AT BENSON GULLY REPLACE BRIDGE	0.03 2010 \$478,400
GALVESTON 902	TXDOT HOUSTON DISTRICT FM 2004 BRAZORIA C/L SH 6 WIDEN TO 4-LANE DIVIDED	6.93 2015 \$44,130,629
GALVESTON 10833	TXDOT HOUSTON DISTRICT FM 2351 BRAZORIA C/L FM 518 WIDEN TO 4-LANE DIVIDED	1.547 2013 \$5,980,568
GALVESTON 36	CITY OF LEAGUE CITY FM 270 FM 518 FM 646 WIDEN TO 4-LANE DIVIDED	2.55 2012 \$5,320,000
GALVESTON 39	GALVESTON COUNTY FM 517 FM 3436 SH 146 WIDEN TO 4-LANE DIVIDED W/ CURB & GUTTER	1.71 2012 \$12,208,000

**HOUSTON-GALVESTON MPO
2011-2014 TRANSPORTATION IMPROVEMENT PROGRAM
PROJECTS UNDERGOING ENVIRONMENTAL ASSESSMENT
TXDOT DISTRICT: HOUSTON**

COUNTY MPO ID CSJ NUMBER	SPONSOR STREET FROM LIMIT TO LIMIT PROJECT DESCRIPTION	LENGTH FISCAL YEAR LATEST COST
GALVESTON 14221 0978-01-020	TXDOT HOUSTON DISTRICT FM 517 IH 45 FM 646 WIDEN FROM TWO LANES TO 4-LANE DIVIDED CURB & GUTTER	0.965 2013 \$26,374,984
GALVESTON 38 1002-02-016	TXDOT HOUSTON DISTRICT FM 517 FM 646 BRAZORIA C/L RECONSTRUCT AND WIDEN TO 4-LANES	7.25 2013 \$55,000,000
GALVESTON 7578	TXDOT HOUSTON DISTRICT FM 646 SH 6 FM 2004 WIDEN TO 4-LANE DIVIDED	3.79 2012 \$33,486,034
GALVESTON 11340 0978-01-033	TXDOT HOUSTON DISTRICT FM 646 AT DICKINSON BAYOU REHABILITATE BRIDGE AND APPROACHES	0.001 2009 \$1,233,000
GALVESTON 13475 0978-01-034	TXDOT HOUSTON DISTRICT FM 646 FM 1764 SH 6 WIDEN FROM 2 LANES TO 4-LANE DIVIDED	1.4 2010 \$12,700,000
GALVESTON 4052 0978-02-034	TXDOT HOUSTON DISTRICT FM 646 SH 146 N 1.0 MI E OF SH 146 N WIDEN FROM 2 LANES TO 4-LANE DIVIDED	1 2013 \$11,700,000
GALVESTON 10144 0978-02-053	TXDOT HOUSTON DISTRICT FM 646 FM 3436 SH 146 WIDEN FROM 2-LANES TO 4-LANE DIVIDED	0.834 2011 \$8,700,000
GALVESTON 514 3049-01-022	TXDOT HOUSTON DISTRICT FM 646 EDMUNDS WAY FM 1266 WIDEN FROM 2 LANES TO 4-LANES DIVIDED WITH OVERPASS BRIDGE (PHASE II)	2.156 2013 \$36,800,000
GALVESTON 10920 3049-01-023	TXDOT HOUSTON DISTRICT FM 646 FM 3436 FM 1266 WIDEN TO 4-LANE DIVIDED RURAL ROAD	2.413 2013 \$24,000,000

**HOUSTON-GALVESTON MPO
2011-2014 TRANSPORTATION IMPROVEMENT PROGRAM
PROJECTS UNDERGOING ENVIRONMENTAL ASSESSMENT
TXDOT DISTRICT: HOUSTON**

COUNTY MPO ID CSJ NUMBER	SPONSOR STREET FROM LIMIT TO LIMIT PROJECT DESCRIPTION	LENGTH FISCAL YEAR LATEST COST
GALVESTON 10610	CITY OF TEXAS CITY HOLLAND RD IH 45 ATTWATER AVE CONSTRUCT 4-LANE ROADWAY ON NEW LOCATION	3.7 2012 \$15,000,000
GALVESTON 280 0500-01-107	TXDOT HOUSTON DISTRICT IH 45 S 0.1 MI N OF CAUSEWAY S OF TEXAS CITY WYE RECONSTRUCT TO 8 MAIN LANES, TWO 2-LANE FRONTAGE ROADS	1.78 2018 \$89,100,000
GALVESTON 282 0500-01-119	TXDOT HOUSTON DISTRICT IH 45 S 0.1 MI S OF CAUSEWAY 61ST ST WIDEN TO 8 MAIN LANES, TWO 2-LANE FRONTAGE ROADS W/ SH 275 & 61ST ST CONNECTIONS	2.61 2018 \$104,000,000
GALVESTON 6043 0500-04-096	TXDOT HOUSTON DISTRICT IH 45 S 0.452 MI S OF FM 518 N OF FM 517 WIDEN TO 8 MAIN LANES AND TWO 2-LANE FRONTAGE ROADS	3.76 2017 \$71,300,000
GALVESTON 6047 0500-04-103	TXDOT HOUSTON DISTRICT IH 45 S S OF TEXAS CITY WYE N OF TEXAS CITY WYE RECONSTRUCT IH 45/SH 146/SH 6 INTERCHANGE	2 2016 \$68,000,000
GALVESTON 6046 0500-04-104	TXDOT HOUSTON DISTRICT IH 45 S N OF TEXAS CITY WYE N OF FM 519 RECONSTRUCT TO 8 MAIN LANES & TWO 2-LANE FRONTAGE ROADS	3.283 2018 \$96,100,000
GALVESTON 6045 0500-04-105	TXDOT HOUSTON DISTRICT IH 45 S N OF FM 1764 N OF FM 519 RECONSTRUCT TO 8-MAIN LANES & TWO 2-LANE FRONTAGE ROADS	4.43 2018 \$121,600,000
GALVESTON 6044 0500-04-106	TXDOT HOUSTON DISTRICT IH 45 S N OF FM 1764 N OF FM 517 WIDEN TO 8 MAIN LANES & TWO 2-LANE FRONTAGE ROADS	3.79 2018 \$134,300,000
GALVESTON 11286 0500-04-111	TXDOT HOUSTON DISTRICT IH 45 S IH 45 NB FR AT DICKINSON BAYOU REHABILITATE BRIDGE AND APPROACHES	0.001 2010 \$449,795

**HOUSTON-GALVESTON MPO
2011-2014 TRANSPORTATION IMPROVEMENT PROGRAM
PROJECTS UNDERGOING ENVIRONMENTAL ASSESSMENT
TXDOT DISTRICT: HOUSTON**

COUNTY MPO ID CSJ NUMBER	SPONSOR STREET FROM LIMIT TO LIMIT PROJECT DESCRIPTION	LENGTH FISCAL YEAR LATEST COST
GALVESTON 10612 0500-04-112	TXDOT HOUSTON DISTRICT IH 45 S AT TEXAS CITY WYE CONSTRUCT TWO DIRECT CONNECTORS TO LP 197 (SB-EB & WB-NB) TO PORT OF TEXAS CITY AT SHOAL POINT	2.5 2015 \$55,000,000
GALVESTON 13836 0500-04-117	TXDOT HOUSTON DISTRICT IH 45 S HARRIS C/L 0.452 MI S OF FM 518 WIDEN TO 10 MAIN LANES, TWO 3-LANE FRONTAGE ROADS AND TWO HOV LANES	0.842 2016 \$31,500,000
GALVESTON 398	CITY OF LEAGUE CITY LEAGUE CITY PKWY FM 528 MAPLE LEAF DR CONSTRUCT 4-LANE DIVIDED	2.5 2013 \$6,363,964
GALVESTON 11026	PORT OF GALVESTON MALLORY RAIL YARDS 25TH & HARBORSIDE RELOCATE ALL RAIL FACILITIES CURRENTLY IN FRONT OF CRUISE SHIP TERMINALS TO AN ALTERNATE LOCATION ON THE PORT OF GALVESTON PROPERTY.	0.001 2017 \$3,209,590
GALVESTON 14009 0912-73-120	CITY OF LEAGUE CITY MCFARLAND RD AT DICKINSON BAYOU REPLACE BRIDGE	0.001 2010 \$532,000
GALVESTON 467 0389-07-025	TXDOT HOUSTON DISTRICT SH 146 FM 519 LP 197 CONSTRUCT RR OVERPASS	0.7 2011 \$35,900,000
GALVESTON 14629 0051-03-099	TXDOT HOUSTON DISTRICT SH 3 S OF TCT RR AT SH 146 CONSTRUCT SB OVERPASS	1.2 2012 \$5,500,000
GALVESTON 11262 0367-04-076	TXDOT HOUSTON DISTRICT SH 87 AT S FERRY LANDING BRIDGE REHABILITATE BRIDGE AND APPROACHES	0.001 2012 \$586,087
GALVESTON 283 3510-01-001	TXDOT HOUSTON DISTRICT SH 99 IH 45 S BRAZORIA C/L SEG B: CONSTRUCT 4-LANE TOLLWAY WITH NON-CONTINUOUS TWO 2-LANE FRONTAGE RDS AND INTERCHANGES	8 2011 \$102,100,000

**HOUSTON-GALVESTON MPO
2011-2014 TRANSPORTATION IMPROVEMENT PROGRAM
PROJECTS UNDERGOING ENVIRONMENTAL ASSESSMENT
TXDOT DISTRICT: HOUSTON**

COUNTY MPO ID CSJ NUMBER	SPONSOR STREET FROM LIMIT TO LIMIT PROJECT DESCRIPTION	LENGTH FISCAL YEAR LATEST COST
GALVESTON 14249 3510-01-900	TXDOT HOUSTON DISTRICT SH 99 AT IH 45 S CONSTRUCT 4 DIRECT CONNECTORS (TOLL) (SEGMENT B)	0.7 2014 \$134,900,104
HARRIS 532 0912-71-385	TXDOT HOUSTON DISTRICT AIRPORT BLVD CHIMNEY ROCK HIRAM CLARKE RD CONSTRUCT 4-LANE DIVIDED (RAISED MEDIAN) URBAN STREET ON NEW LOCATION (PASS)	2.3 2011 \$25,000,000
HARRIS 529 0912-71-386	TXDOT HOUSTON DISTRICT AIRPORT BLVD W HIRAM CLARKE FM 521 CONSTRUCT 4-LANE DIVIDED (RAISED MEDIAN) URBAN STREET ON NEW LOCATION	2.474 2009 \$13,172,099
HARRIS 7737	HCTRA ALDINE MAIL ROUTE SWEENEY RD REEVESTON RD CONSTRUCT BRIDGE O/HARDY TOLL RD	0.75 2009 \$12,000,000
HARRIS 10097	HARRIS COUNTY ALDINE MAIL ROUTE AIRLINE DR ALDINE WESTFIELD RD CONSTRUCT 4-LANE CONCRETE BLVD SECTION W/CURB & GUTTER AND STORM SEWERS	2.25 2014 \$11,700,000
HARRIS 11038	CITY OF PASADENA ALLEN GENOA FAIRMONT PKWY GENOA-RED BLUFF DESIGN, ACQUIRE ROW & WIDEN TO 4-LANE DIVIDED ROADWAY INCLUDING DRAINAGE AND SIGNALS AT FAIRMONT	1.93 2012 \$1,493,000
HARRIS 13616	CITY OF HOUSTON BAYOU DR BURNETT RD EXT QUITMAN RD ENGINEERING AND ROW AND CONSTRUCTION OF 48-FOOT WIDE CONCRETE PAVEMENT WITH CURBS SIDEWALKS STREET LIGHTING AND NECESSARY UNDERGROUND UTILITIES CONNECTOR TO NORTHSIDE INTERMODAL TRANSIT FACILITY	0.5 2012 \$2,545,000
HARRIS 7654	HARRIS COUNTY BEAMER RD TALL SHIPS LN BAY AREA BLVD PHASE II: CONSTRUCT 4-LANE DIVIDED SECTION W/ CURB & GUTTER	1 2017 \$20,000,000
HARRIS 7655	HARRIS COUNTY BEAMER RD BAY AREA BLVD FM 528 PHASE III: CONSTRUCT 4-LANE DIVIDED W/ CURB & GUTTER, LEFT TURN LANES, STORM SEWERS, TRAFFIC SIGNALS & FUTURE BIKE/PED	1.4 2012 \$9,900,000

**HOUSTON-GALVESTON MPO
2011-2014 TRANSPORTATION IMPROVEMENT PROGRAM
PROJECTS UNDERGOING ENVIRONMENTAL ASSESSMENT
TXDOT DISTRICT: HOUSTON**

COUNTY MPO ID CSJ NUMBER	SPONSOR STREET FROM LIMIT TO LIMIT PROJECT DESCRIPTION	LENGTH FISCAL YEAR LATEST COST
HARRIS 2977	CITY OF HOUSTON BELLAIRE BLVD BW 8 FONDREN WIDEN TO 8-LANES	2.1 2015 \$9,186,244
HARRIS 13815	HARRIS COUNTY BELLAIRE BLVD MARCHENA DR SH 6 CONSTRUCT 6-LANE CONCRETE ROADWAY	0.5 2010 \$2,200,000
HARRIS 14183	CITY OF HOUSTON BELLFORT W US 90A BUFFALO SPDWY EXTENSION OF 4-LANE BLVD	0.4 2012 \$3,399,194
HARRIS 53 1685-07-005	TXDOT HOUSTON DISTRICT BF 1960A FM 1960 W OF LEE RD FM 1960 E OF HUMBLE WIDEN AND IMPLEMENT ACCESS MANAGEMENT TREATMENTS	4.3 2011 \$6,329,988
HARRIS 12696	CITY OF HOUSTON BISSONNET ST DAIRY ASHFORD BW 8 WIDENING TO 6-LANES INCLUDING CONCRETE PAVEMENT, CURBS, DRAINAGE, NECESSARY UNDERGROUND UTILITIES AND TRAFFIC SIGNAL MODIFICATIONS	2.6 2012 \$12,745,136
HARRIS 539	HARRIS COUNTY BOUDREAUX RD 0.76 KM W OF SH 249 1.07 KM E OF SH 249 REALIGNMENT AND CONSTRUCTION OF TRANSITIONS TO INTERSECTION	1.8 2017 \$1,000,000
HARRIS 7510	PORT OF HOUSTON AUTHORITY BROADWAY BARBOURS CUT BLVD L ST N WIDEN TO 4-LANE ROAD	0.5 2014 \$2,632,382
HARRIS 527 0389-15-006	TXDOT HOUSTON DISTRICT BS 146D FAIRMONT PKWY SH 146 WIDEN TO 4-LANE DIVIDED	1.66 2013 \$14,900,000
HARRIS 60 0028-01-067	TXDOT HOUSTON DISTRICT BU 90-U IH 610 NE E OF MESA RD WIDEN TO 6-LANE DIVIDED URBAN (PHASE 2)	1.1 2009 \$11,600,000

**HOUSTON-GALVESTON MPO
2011-2014 TRANSPORTATION IMPROVEMENT PROGRAM
PROJECTS UNDERGOING ENVIRONMENTAL ASSESSMENT
TXDOT DISTRICT: HOUSTON**

COUNTY MPO ID CSJ NUMBER	SPONSOR STREET FROM LIMIT TO LIMIT PROJECT DESCRIPTION	LENGTH FISCAL YEAR LATEST COST
HARRIS 14185	CITY OF HOUSTON BUFFALO SPWY FUQUA W CITY LIMIT ROADWAY EXTENSION OF 4-LANES	0.4 2012 \$1,133,064
HARRIS 13615	CITY OF HOUSTON BURNETT ST FULTON AVE PROPOSED BAYOU DR ENGINEERING DESIGN OF PROPOSED BURNETT STREET FROM FULTON AVENUE TO PROPOSED BAYOU DRIVE. ROADWAY IS REQUESTED BY METRO OF CITY OF HOUSTON FOR ACCESS AND MOBILITY IMPROVEMENTS AT THE METRO INTERMODAL FACILITY NORTH OF DOWNTOWN HOUSTON. PROJECT INCLUDES	0.5 2012 \$2,575,000
HARRIS 14226 3256-01-089	HCTRA BW 8 W OF US 59 S N OF US 90A PE REVIEW TO WIDEN FROM 4 TO 6 MAIN LANES IN SECTIONS	3.001 2012 \$100,000
HARRIS 289 3256-02-040	TXDOT HOUSTON DISTRICT BW 8 0.8 MI W OF US 59 N 0.3 MI E OF OLD HUMBLE RD CONSTRUCT TO 6 MAIN LANES TOLL	1.831 2017 \$20,000,000
HARRIS 10874 3256-02-066	TXDOT HOUSTON DISTRICT BW 8 AT ALDINE-WESTFIELD PE FOR BRIDGE WIDENING	0.152 2006 \$150,000
HARRIS 14228 3256-03-047	TXDOT HOUSTON DISTRICT BW 8 UVALDE RD 0.780 MI S OF NEW US 90 CONSTRUCT 3-LEVEL INTERCHANGE	1.4 2019 \$15,569,000
HARRIS 14227 3256-03-079	TXDOT HOUSTON DISTRICT BW 8 IH 10 E W OF IH 45 S PE REVIEW TO WIDEN FROM 4 TO 6 MAIN LANES IN SECTIONS	11.001 2010 \$100,000
HARRIS 7703 3256-03-901	TXDOT HOUSTON DISTRICT BW 8 RED BLUFF SPENCER HIGHWAY RECONSTRUCT TWO 3-LANE FRONTAGE ROADS	1.3 2011 \$4,861,121
HARRIS 10592 3256-04-069	TXDOT HOUSTON DISTRICT BW 8 AT SH 288 CONSTRUCT TWO DIRECT CONNECTORS	0.5 2010 \$2,250,000

**HOUSTON-GALVESTON MPO
2011-2014 TRANSPORTATION IMPROVEMENT PROGRAM
PROJECTS UNDERGOING ENVIRONMENTAL ASSESSMENT
TXDOT DISTRICT: HOUSTON**

COUNTY MPO ID CSJ NUMBER	SPONSOR STREET FROM LIMIT TO LIMIT PROJECT DESCRIPTION	LENGTH FISCAL YEAR LATEST COST
HARRIS 14229 3256-04-070	HCTRA BW 8 PORT RD W OF IH 45 S PE REVIEW TO WIDEN FROM 4 TO 6 MAIN LANES IN SECTIONS	16.001 2010 \$100,000
HARRIS 14245 3256-04-900	TXDOT HOUSTON DISTRICT BW 8 AT SH 288 RECONSTRUCT MAIN LANES ON SH 288 AND ADD 8 DCS (TOLL)	1 2014 \$316,040,000
HARRIS 14186	CITY OF HOUSTON CALVALCADE RD HOMESTEAD RD LIBERTY RD ROADWAY EXTENSION OF 4-LANES	0.5 2012 \$5,098,792
HARRIS 10794	CITY OF BAYTOWN CEDAR BAYOU-LYNCHBURG RD GARTH RD DECKER DR/ SP 330 WIDENING TO 4-LANES WITH CLTL	3.77 2012 \$24,306,800
HARRIS 14580	CITY OF BAYTOWN CEDAR BAYOU-LYNCHBURG RD JOHN MARTIN RD BARKULOO RD WIDEN AND RECONSTRUCT ROADWAY	2.25 2011 \$6,000,000
HARRIS 11039	CITY OF PASADENA CENTER FAIRMONT PKWY GENOA-RED BLUFF DESIGN, ACQUIRE ROW & CONSTRUCT 4-LANE DIVIDED ROADWAY INCLUDING DRAINAGE AND SIGNALS AT GENOA-RED BLUFF	0.83 2015 \$5,859,599
HARRIS 11040	CITY OF PASADENA CHOATE RD RED BLUFF RD BAY AREA BLVD DESIGN, ACQUIRE ROW & CONSTRUCT 4-LANE DIVIDED ROADWAY INCLUDING DRAINAGE AND SIGNALS	2.35 2017 \$5,887,672
HARRIS 14699 0912-70-041	CITY OF HOUSTON CLAY RD E OF FRY RD BARKER CYPRESS ASPHALT OVERLAY	2 2010 \$2,267,789
HARRIS 7626	CITY OF PEARLAND CR 48 (ALMEDA SCHOOL RD) BW 8 CLEAR CREEK WIDEN 2-LANE TO 4-LANE DIVIDED	0.9 2015 \$8,791,200

**HOUSTON-GALVESTON MPO
2011-2014 TRANSPORTATION IMPROVEMENT PROGRAM
PROJECTS UNDERGOING ENVIRONMENTAL ASSESSMENT
TXDOT DISTRICT: HOUSTON**

COUNTY MPO ID CSJ NUMBER	SPONSOR STREET FROM LIMIT TO LIMIT PROJECT DESCRIPTION	LENGTH FISCAL YEAR LATEST COST
HARRIS 11042	CITY OF PASADENA CRENSHAW RD HOLLY BAY CT CENTER ST DESIGN, ACQUIRE ROW & EXTEND 4-LANE DIVIDED ROADWAY INCLUDING DRAINAGE AND SIGNALS AT CENTER	0.27 2014 \$1,191,123
HARRIS 11043	CITY OF PASADENA CRENSHAW RD SPACE CENTER BLVD HOLLY BAY CT DESIGN & CONSTRUCT WESTBOUND ROADWAY	0.72 2012 \$1,551,165
HARRIS 942	HARRIS COUNTY CYPRESS N HOUSTON RD JONES RD PERRY RD CONSTRUCT 4-LANE RD	1.25 2012 \$7,931,454
HARRIS 11873	CITY OF HOUSTON DOWNTOWN HOUSTON THEATER DISTRICT EAST US 59 IN THE NORTH END OF DOWNTOWN ENGINEERING AND CONSTRUCTION TO UPGRADE ROADS WITH CONCRETE STREETS, CURBS AND SIDEWALKS TO IMPROVE THE EXISTING DOWNTOWN STREETS	2016 \$17,840,725
HARRIS 5036	CITY OF HOUSTON EL DORADO BLVD FM 2351 HORSEPEN BAYOU WIDEN TO 4-LANE DIVIDED ROADWAY	1.78 2013 \$10,724,677
HARRIS 7901	HARRIS COUNTY FALVEL RD SPRING STUEBNER FM 2920 WIDEN TO 4-LANE CONCRETE CURB & GUTTER RDWY	0.85 2010 \$2,700,000
HARRIS 14004 0912-72-910	TXDOT HOUSTON DISTRICT FLINTRIDGE RD AT KENNEDY GULLY REPLACE BRIDGE (NBI# 12102AA3013001)	0.001 2010 \$616,425
HARRIS 10558 1258-04-054	TXDOT HOUSTON DISTRICT FM 1093 AT BW 8 CONSTRUCT THREE-LEVEL INTERCHANGE	0.663 2014 \$23,900,000
HARRIS 13601 0912-72-130	TXDOT HOUSTON DISTRICT FM 1960 US 59 N IH 45 N IMPLEMENT PHASE I ACCESS MANAGEMENT IMPROVEMENTS	8 2012 \$6,715,390

**HOUSTON-GALVESTON MPO
2011-2014 TRANSPORTATION IMPROVEMENT PROGRAM
PROJECTS UNDERGOING ENVIRONMENTAL ASSESSMENT
TXDOT DISTRICT: HOUSTON**

COUNTY MPO ID CSJ NUMBER	SPONSOR STREET FROM LIMIT TO LIMIT PROJECT DESCRIPTION	LENGTH FISCAL YEAR LATEST COST
HARRIS 14173 1685-01-090	TXDOT HOUSTON DISTRICT FM 1960 AT BNSF RR	0.001 2015 \$34,550,000
	CONSTRUCT GRADE SEPARATION (DOT# 597 091H)	
HARRIS 11383 1685-01-093	TXDOT HOUSTON DISTRICT FM 1960 US 290 N OF ELDRIDGE PKWY RECONSTRUCT US 290/FM 1960 INTERCHANGE	0.72 2017 \$22,600,000
HARRIS 204 1685-03-058	TXDOT HOUSTON DISTRICT FM 1960 0.1 MI E OF HUMBLE 0.3 MI W OF SAN JACINTO RIVER BR WIDEN FROM 4-LANE TO 6-LANE DIVIDED WITH CURB AND GUTTER & TMS	6.1 2018 \$57,000,000
HARRIS 537 1062-02-009	TXDOT HOUSTON DISTRICT FM 2100 2.1 MI N OF WOLF RD FM 1960 WIDEN TO 4-LANE DIVIDED	4.45 2012 \$43,500,000
HARRIS 290 1062-02-011	TXDOT HOUSTON DISTRICT FM 2100 JCT W/ FM 1485 ALONG HUFFMAN-CLEVELAND RD 2.1 MI N OF WOLF RD EXTEND FM 2100 AS 2-LANE RURAL RD OVER EXISTING COUNTY RD	4.2 2014 \$23,300,000
HARRIS 538 1062-04-022	TXDOT HOUSTON DISTRICT FM 2100 FM 1960 DIAMOND HEAD BLVD WIDEN TO 4-LANE DIVIDED	7.67 2013 \$22,900,000
HARRIS 13606 2941-02-900	TXDOT HOUSTON DISTRICT FM 2920 IH 45 N SH 249 IMPLEMENT PHASE I ACCESS MANAGEMENT IMPROVEMENTS	13 2012 \$2,000,000
HARRIS 14564	GALVESTON COUNTY FM 518 BYPASS FM 518 HEWITT ST Improve Louisiana Street to 2-lane median divided roadway with parallel 10 ft multi-use path along the east side of the road.	1.7 2011 \$6,000,000
HARRIS 534 0111-01-067	TXDOT HOUSTON DISTRICT FM 521 BW 8 FORT BEND C/L WIDEN TO 4-LANE DIVIDED RURAL	0.646 2016 \$4,437,994

**HOUSTON-GALVESTON MPO
2011-2014 TRANSPORTATION IMPROVEMENT PROGRAM
PROJECTS UNDERGOING ENVIRONMENTAL ASSESSMENT
TXDOT DISTRICT: HOUSTON**

COUNTY MPO ID CSJ NUMBER	SPONSOR STREET FROM LIMIT TO LIMIT PROJECT DESCRIPTION	LENGTH FISCAL YEAR LATEST COST
HARRIS 13492 1005-01-040	TXDOT HOUSTON DISTRICT FM 525 LEE RD US 59 WIDEN TO 4-LANES DIVIDED WITH CURBS AND GUTTERS	0.13 2013 \$1,893,826
HARRIS 72	TXDOT HOUSTON DISTRICT FM 526 BW 8 E TIDWELL RD WIDEN TO 4-LANE UNDIVIDED	4.25 2013 \$20,572,616
HARRIS 12041	TXDOT HOUSTON DISTRICT FM 529 HARRIS/WALLER C/L SH 99 WIDEN TO 4-LANES	6.25 2017 \$10,000,000
HARRIS 535 0976-01-019	TXDOT HOUSTON DISTRICT FM 865 ALMEDA GENOA RD BW 8 WIDEN FROM 2-LANE TO 4-LANE DIVIDED WITH CURB AND GUTTER	1.18 2013 \$12,600,000
HARRIS 15230 0976-01-035	TXDOT HOUSTON DISTRICT FM 865 S OF BW 8 BRAZORIA COUNTY LINE (CLEAR CREEK) WIDEN FROM 2 TO 4 LANES WITH CURB AND GUTTER (PHASE 2 AFTER 0976-02-085, ETC)	0.895 2013 \$12,600,000
HARRIS 5024	CITY OF HOUSTON FONDREN RD HOUSTON CITY LIMITS WOODWAY WIDEN TO 4-LANE DIVIDED	1.54 2013 \$9,305,808
HARRIS 11178	HCTRA FORT BEND PKWY TOLL ROAD W BELLFORT US 90 A EXTENSION OF TOLL ROAD: RECONSTRUCT 4-LANE DIVIDED RDWY (IN SECTIONS) PHASE 2	1.7 2012 \$45,000,000
HARRIS 5000	CITY OF HOUSTON FULTON ST PARKER E CROSSTIMBERS E WIDEN TO 4-LANE DIVIDED	2.31 2012 \$12,038,757
HARRIS 11044	CITY OF PASADENA GENOA RED BLUFF RD FAIRMONT PKWY RED BLUFF RD DESIGN & CONSTRUCT EXTENSION OF 4-LANE DIVIDED ROADWAY INCLUDING DRAINAGE	1.29 2017 \$346,635

**HOUSTON-GALVESTON MPO
2011-2014 TRANSPORTATION IMPROVEMENT PROGRAM
PROJECTS UNDERGOING ENVIRONMENTAL ASSESSMENT
TXDOT DISTRICT: HOUSTON**

COUNTY MPO ID CSJ NUMBER	SPONSOR STREET FROM LIMIT TO LIMIT PROJECT DESCRIPTION	LENGTH FISCAL YEAR LATEST COST
HARRIS 13634	CITY OF HOUSTON GESSNER CLAY DR IH 10 MEDIAN ACCESS CONTROL AND RIGHT TURN LANE	2012 \$1,133,064
HARRIS 10439	CITY OF HOUSTON GESSNER DR S IH 10 BARRYKNOLL PROVIDE TRAFFIC IMPROVEMENTS INCL 8 LANE, W/ IMPROVEMENTS SIGNALIZATION & LEFT TURN LANES	0.428 2012 \$5,500,000
HARRIS 6016	HARRIS COUNTY GREENHOUSE RD HANSTON CT GREENWIND CHASE DR CONSTRUCT 4-LANE CONCRETE W/ STORM SEWERS	0.5 2013 \$1,452,164
HARRIS 7538	CITY OF HOUSTON GREENS RD LEE RD US 59 WIDEN TO 4-LANE DIVIDED	0.9 2012 \$1,189,718
HARRIS 7936 0912-72-158	CITY OF HOUSTON GREENS RD ALDINE-WESTFIELD JOHN F KENNEDY BLVD WIDEN TO 4-LANES, CURBS AND GUTTERS WITH UNDERGROUND FACILITIES	1.6 2012 \$13,800,000
HARRIS 78	HARRIS COUNTY GREENS RD W HOLLISTER DR BAMMEL N HOUSTON CONSTRUCT 4-LANE CONCRETE DIVIDED SECTION W/ CURB & GUTTER & STORM SEWERS	0.625 2015 \$4,274,405
HARRIS 222 8003-12-006	TXDOT HOUSTON DISTRICT GULF BANK RD IH 45 0.3 MI W OF HARDY ST CONSTRUCT 4-LANE DIVIDED (RAISED MEDIAN) URBAN STREET FACILITY (PASS)	2.4 2016 \$23,000,000
HARRIS 229 8003-12-007	TXDOT HOUSTON DISTRICT GULF BANK RD 0.3 MI W OF HARDY RD US 59 CONSTRUCT 4-LANE DIVIDED (RAISED MEDIAN) URBAN STREET FACILITY ON NEW LOCATION (PASS)	3.36 2016 \$31,600,000
HARRIS 14220 0912-72-137	TXDOT HOUSTON DISTRICT HEMPSTEAD RD SH 6 IH 610 PRELIMINARY ENGINEERING PENDING TOLL PROJECT FUNDING	13 2012 \$20,000,000

**HOUSTON-GALVESTON MPO
2011-2014 TRANSPORTATION IMPROVEMENT PROGRAM
PROJECTS UNDERGOING ENVIRONMENTAL ASSESSMENT
TXDOT DISTRICT: HOUSTON**

COUNTY MPO ID CSJ NUMBER	SPONSOR STREET FROM LIMIT TO LIMIT PROJECT DESCRIPTION	LENGTH FISCAL YEAR LATEST COST
HARRIS 11373 0912-72-925	TXDOT HOUSTON DISTRICT HEMPSTEAD RD W OF HUFFMEISTER JONES RD CONSTRUCT 4 MANAGED LANES	3.21 2011 \$108,000,000
HARRIS 13829 0912-72-929	TXDOT HOUSTON DISTRICT HEMPSTEAD RD W OF SH 6 SH 99 CONSTRUCT 4 MANAGED LANES	1.421 2016 \$245,000,000
HARRIS 13755	FORT BEND COUNTY HIRAM CLARKE HIRAM CLARKE TERMINUS BW 8 CONSTRUCT 4-LANE CURB & GUTTER WITH STORM SEWER	0.5 2014 \$2,977,808
HARRIS 13648	CITY OF HOUSTON HOLCOMBE BLVD MAIN ST HOLCOMBE Widen NB and SB approaches to 3 lanes.	0.1 2012 \$1,250,000
HARRIS 5037	CITY OF HOUSTON HOLLISTER DR BREEN RD W LITTLE YORK CONSTRUCT 4-LANE BLVD W/ SEWERS, SIGNALS, TURN LANES	2.25 2013 \$9,293,851
HARRIS 86	CITY OF HOUSTON HOLLISTER DR CLAY RD HAMMERLY WIDEN TO 4-LANE DIVIDED	1.46 2012 \$7,720,000
HARRIS 5008 0912-72-183	CITY OF HOUSTON HOLMES RD MAIN ST KIRBY DR WIDEN TO 4-LANES	1.9 2011 \$13,280,000
HARRIS 13994 0912-72-061	TXDOT HOUSTON DISTRICT HOUSE-HAHL RD AT BIG CYPRESS CREEK REPLACE BRIDGE (NBI# 12102AA0207001)	0.001 2008 \$729,000
HARRIS 10057	CITY OF HOUSTON HUGE OAKS ST MONTRIDGE LONG POINT PAVING	0.4 2015 \$244,251

**HOUSTON-GALVESTON MPO
2011-2014 TRANSPORTATION IMPROVEMENT PROGRAM
PROJECTS UNDERGOING ENVIRONMENTAL ASSESSMENT
TXDOT DISTRICT: HOUSTON**

COUNTY MPO ID CSJ NUMBER	SPONSOR STREET FROM LIMIT TO LIMIT PROJECT DESCRIPTION	LENGTH FISCAL YEAR LATEST COST
HARRIS 13823	HARRIS COUNTY HUGHES RD PEARLAND C/L SAGE BLOSSOM DR CONSTRUCT 4-LANE CONCRETE BLVD SECTION W/ STORM SEWER AND BRIDGE	0.75 2010 \$2,500,000
HARRIS 6002 0508-01-276	TXDOT HOUSTON DISTRICT IH 10 E AT ELYSIAN ST UNDERPASS REPLACE BRIDGE AND APPROACHES	1 2009 \$41,200,000
HARRIS 11287 0508-01-313	TXDOT HOUSTON DISTRICT IH 10 E WB FTG IH 10 AT CARPENTER BAYOU . REHABILITATE BRIDGE AND APPROACHES	0.001 2009 \$528,000
HARRIS 11289 0508-01-315	TXDOT HOUSTON DISTRICT IH 10 E IH 10 LT FT RD AT FRESHWATER BAYOU . REHABILITATE BRIDGE AND APPROACHES	0.001 2009 \$2,310,000
HARRIS 13864 0271-06-117	TXDOT HOUSTON DISTRICT IH 10 W FORT BEND C/L SH 6 RECONFIGURE TO REMOVE DIAMOND LANES AND ADD 4 MANAGED LANES	10.71 2013 \$17,300,000
HARRIS 10859 0271-07-228	TXDOT HOUSTON DISTRICT IH 10 W IH 610 (W) 1.0 MI W OF SH 6 (HOV LANE) CONGESTION PRICING FEASIBILITY STUDY	13 2011 \$400,000
HARRIS 11235 0271-07-276	TXDOT HOUSTON DISTRICT IH 10 W SMITH ST EXIT AT BUFFALO BAYOU N BANK REHABILITATE BRIDGE AND APPROACHES	0.04 2012 \$1,135,161
HARRIS 11236 0271-07-277	TXDOT HOUSTON DISTRICT IH 10 W AT IH 610 (CONN E) . REHABILITATE BRIDGE & APPROACHES	0.001 2012 \$1,573,039
HARRIS 11280 0271-07-281	TXDOT HOUSTON DISTRICT IH 10 W HOUSTON AVENUE AT WHITE OAK BAYOU REPLACE BRIDGE AND APPROACHES	0.001 2009 \$8,004,000

**HOUSTON-GALVESTON MPO
2011-2014 TRANSPORTATION IMPROVEMENT PROGRAM
PROJECTS UNDERGOING ENVIRONMENTAL ASSESSMENT
TXDOT DISTRICT: HOUSTON**

COUNTY MPO ID CSJ NUMBER	SPONSOR STREET FROM LIMIT TO LIMIT PROJECT DESCRIPTION	LENGTH FISCAL YEAR LATEST COST
HARRIS 13874 0271-07-293	TXDOT HOUSTON DISTRICT IH 10 W AT HOGAN/CROCKETT & IH 45 REHABILITATE BRIDGE	0.242 2011 \$10,700,000
HARRIS 14204 0271-07-297	TXDOT HOUSTON DISTRICT IH 10 W 0.43 MI W OF BARKER CYPRESS BARKER CYPRESS ENVIRONMENTAL DOCUMENT (CE) FOR CONSTRUCTING ACCELERATION/ DECELERATION LANES BY PERMIT	0.43 2010 \$170,000
HARRIS 11700	DOWNTOWN MANAGEMENT DISTRICT IH 45 N IH 10 INTERCHANGE PIERCE @ BRAZOS ENGINEERING AND ROW OF NEW ALIGNMENT PLUS REDESIGN OF CONNECTIONS TO MAJOR ARTERIALS	1.6 2015 \$97,700,693
HARRIS 12725 0110-05-901	TXDOT HOUSTON DISTRICT IH 45 N FM 2920 FM 1960 RECONFIGURE TO CREATE 2 MANAGED LANES	2.154 2016 \$4,830,000
HARRIS 12724 0110-05-902	TXDOT HOUSTON DISTRICT IH 45 N HARRIS/MONTGOMERY C/L FM 2920 RECONFIGURE TO CREATE 2 MANAGED LANES	2.591 2015 \$4,280,000
HARRIS 12800 0110-05-903	TXDOT HOUSTON DISTRICT IH 45 N FM 1960 N OF BW 8 RECONSTRUCT WITH TWO MANAGED/HOV LANES W/BRIDGES	5 2016 \$147,000,000
HARRIS 11267 0110-06-125	TXDOT HOUSTON DISTRICT IH 45 N IH 45 SB FR AT HALLS BAYOU REHABILITATE BRIDGE AND APPROACHES	0.001 2016 \$782,599
HARRIS 11268 0110-06-126	TXDOT HOUSTON DISTRICT IH 45 N IH 45 NB FR AT HALLS BAYOU REHABILITATE BRIDGE AND APPROACHES	0.001 2015 \$751,111
HARRIS 7415 0110-06-132	TXDOT HOUSTON DISTRICT IH 45 N S OF GULF BANK N OF BW 8 RECONSTRUCT MAIN LANES, FRONTAGE LANES AND CONSTRUCT 4 ADDITIONAL MANAGED LANES WITH AUXILIARY LANES	3.802 2016 \$151,000,000

**HOUSTON-GALVESTON MPO
2011-2014 TRANSPORTATION IMPROVEMENT PROGRAM
PROJECTS UNDERGOING ENVIRONMENTAL ASSESSMENT
TXDOT DISTRICT: HOUSTON**

COUNTY MPO ID CSJ NUMBER	SPONSOR STREET FROM LIMIT TO LIMIT PROJECT DESCRIPTION	LENGTH FISCAL YEAR LATEST COST
HARRIS 7429 0500-03-446	TXDOT HOUSTON DISTRICT IH 45 N S OF GULF BANK RD HB&T RR RECONSTRUCT MAIN LANES, FRONTAGE LANES AND AUXILIARY LANES; CONSTRUCT 4 ADDITIONAL MANAGED LANES	5.4 2013 \$348,400,000
HARRIS 7432 0500-03-560	TXDOT HOUSTON DISTRICT IH 45 N NORTH ST HB&T RR RECONSTRUCT INTERCHANGE AT IH 610 AND CONSTRUCT ADDITIONAL 4 MANAGED LANES	2.45 2013 \$416,000,000
HARRIS 7431 0500-03-561	TXDOT HOUSTON DISTRICT IH 45 N NORTH ST US 59 RECONSTRUCT MAIN LANES WITH AUXILIARY LANES AND FRONTAGE ROADS AND CONSTRUCT 4 ADDITIONAL MANAGED LANES	4.5 2013 \$212,518,000
HARRIS 14709 0500-03-042	TXDOT HOUSTON DISTRICT IH 45 S 0.4808 MI S OF ELDORADO BLVD S OF MEDICAL CENTER BLVD WIDEN AND RECONSTRUCT TO 10 MAIN LANES, TWO 3-LANE FRONTAGE ROADS AND 1 HOV REVERSIBLE LANE	1.401 2017 \$56,336,000
HARRIS 14708 0500-03-043	TXDOT HOUSTON DISTRICT IH 45 S 0.9884 MI S OF FM 2351 0.4808 MI S OF OF ELDORADO BLVD WIDEN AND RECONSTRUCT TO 10 MAIN LANES, TWO 3-LANE FRONTAGE ROADS AND 1 HOV REVERSIBLE LANE	1.947 2017 \$45,538,390
HARRIS 6042 0500-03-107	TXDOT HOUSTON DISTRICT IH 45 S 0.210 MI S OF NASA 1 BYPASS GALVESTON C/L WIDEN TO 12 MAIN LANES, TWO 2-LANE FRONTAGE ROADS AND ONE HOV LANE	2.39 2016 \$25,300,000
HARRIS 11230 0500-03-529	TXDOT HOUSTON DISTRICT IH 45 S IH 45 NB COLLECTOR AT BUFF BYU, ALLEN PK . REHABILITATE BRIDGE AND APPROACHES	0.001 2011 \$7,500,000
HARRIS 11221 0500-03-531	TXDOT HOUSTON DISTRICT IH 45 S AT JEFFERSON ST EXIT . REHABILITATE BRIDGE AND APPROACHES	0.001 2011 \$1,588,254
HARRIS 11222 0500-03-532	TXDOT HOUSTON DISTRICT IH 45 S IH 45 NB AT HOUSTON AVE EXIT . REHABILITATE BRIDGE AND APPROACHES	0.001 2015 \$1,321,706

**HOUSTON-GALVESTON MPO
2011-2014 TRANSPORTATION IMPROVEMENT PROGRAM
PROJECTS UNDERGOING ENVIRONMENTAL ASSESSMENT
TXDOT DISTRICT: HOUSTON**

COUNTY MPO ID CSJ NUMBER	SPONSOR STREET FROM LIMIT TO LIMIT PROJECT DESCRIPTION	LENGTH FISCAL YEAR LATEST COST
HARRIS 11257 0500-03-533	TXDOT HOUSTON DISTRICT IH 45 S IH 45 SB FR RAMP AT ELGIN ST . REHABILITATE BRIDGE AND APPROACHES	0.001 2010 \$1,486,564
HARRIS 11258 0500-03-534	TXDOT HOUSTON DISTRICT IH 45 S IH 45 SB FR AT CALHOUN RD . REHABILITATE BRIDGE AND APPROACHES	0.001 2011 \$9,700,000
HARRIS 11285 0500-03-537	TXDOT HOUSTON DISTRICT IH 45 S AT BRAY'S BAYOU (STR # 86) (SOUTHBOUND FRTG RD) REHABILITATE BRIDGE & APPROACHES	0.001 2013 \$4,089,759
HARRIS 10534 0500-03-543	TXDOT HOUSTON DISTRICT IH 45 S IH 610 SOUTH LOOP . PE/EA TO CONSTRUCT 2 DCS (IH 45 SB-WB AND IH 610 EB-NB)	2 2012 \$1,000,000
HARRIS 14205 0500-03-554	TXDOT HOUSTON DISTRICT IH 45 S N OF BW 8 US 59 N OF SCOTT ST SCHEMATIC DEVELOPMENT, TRAFFIC STUDIES AND ENVIRONMENTAL DOCUMENT FOR WIDEN FROM 8 TO 12 LANES WITH AUXILIARY LANES	12.1 2012 \$1,000,000
HARRIS 455 0500-03-905	TXDOT HOUSTON DISTRICT IH 45 S AT FM 1959 . CONSTRUCT DIAMOND INTERCHANGE AND ELIMINATE EXISTING CLOVER-LEAF INTERCHANGE	0.001 2016 \$2,740,000
HARRIS 11375 0271-14-218	TXDOT HOUSTON DISTRICT IH 610 W OF MANGUM/18TH ST ON HEMPSTEAD S OF OLD KATY RD ON IH 610 CONSTRUCT INTERCHANGE WITH MANAGED LANES AND DCS WITH TWO 2-LANE FRONTAGE ROADS	1.421 2012 \$136,199,445
HARRIS 14492 0271-14-220	TXDOT HOUSTON DISTRICT IH 610 ELLA IH 45 UTILITY ADJUSTMENTS	2.992 2008 \$1,314
HARRIS 14631 0271-14-900	TXDOT HOUSTON DISTRICT IH 610 N OF OLD KATY RD IH 10 CENTER MEDIAN E OF IH 610 IH 610 CONSTRUCT 2 DIRECT CONNECTORS WITH ENTRANCE AND EXIT RAMPS TO TRANSIT CENTER	0.587 2013 \$25,600,000

**HOUSTON-GALVESTON MPO
2011-2014 TRANSPORTATION IMPROVEMENT PROGRAM
PROJECTS UNDERGOING ENVIRONMENTAL ASSESSMENT
TXDOT DISTRICT: HOUSTON**

COUNTY MPO ID CSJ NUMBER	SPONSOR STREET FROM LIMIT TO LIMIT PROJECT DESCRIPTION	LENGTH FISCAL YEAR LATEST COST
HARRIS 11266 0271-15-079	TXDOT HOUSTON DISTRICT IH 610 IH 610 SB TO IH 10 EB AT 610/10 CONNECT REHABILITATE BRIDGE AND APPROACHES	0.001 2013 \$8,800,000
HARRIS 14544 0271-16-111	TXDOT HOUSTON DISTRICT IH 610 0.582 MI E OF SH 35 0.718 MI W OF SH 35 CONSTRUCT INTERCHANGE WITH SH 35	1.3 2016 \$104,600,000
HARRIS 11271 0271-16-123	TXDOT HOUSTON DISTRICT IH 610 AT BRAYS BAYOU REHABILITATE BRIDGE & APPROACHES	0.001 2010 \$1,066,357
HARRIS 11272 0271-16-124	TXDOT HOUSTON DISTRICT IH 610 AT BRAYS BAYOU REHABILITATE BRIDGE & APPROACHES	0.001 2010 \$1,066,357
HARRIS 11225 0271-17-145	TXDOT HOUSTON DISTRICT IH 610 IH 610 (SB) AT US 59 REPLACE BRIDGE & APPROACHES	0.001 2010 \$24,800,000
HARRIS 11226 0271-17-146	TXDOT HOUSTON DISTRICT IH 610 IH 610 (NB) AT US 59 (STR #104) REHABILITATE BRIDGE & APPROACHES	0.001 2010 \$24,800,000
HARRIS 11260 0271-17-147	TXDOT HOUSTON DISTRICT IH 610 IH 610 NB (CONN "B") US 59 WB REHABILITATE BRIDGE AND APPROACHES	0.001 2010 \$2,825,726
HARRIS 11572 0271-14-213	TXDOT HOUSTON DISTRICT IH 610/US 290 W 34TH ST ON US 290 N AND S OF US 290 ON IH 610 RECONSTRUCT US 290/IH 610 INTERCHANGE	2.64 2013 \$277,497,216
HARRIS 105	HARRIS COUNTY IMPERIAL VALLEY DR AIRTEX DR REMYNGTON HEIGHTS DR CONSTRUCT 4-LANE UNDIVIDED	0.25 2014 \$850,000

**HOUSTON-GALVESTON MPO
2011-2014 TRANSPORTATION IMPROVEMENT PROGRAM
PROJECTS UNDERGOING ENVIRONMENTAL ASSESSMENT
TXDOT DISTRICT: HOUSTON**

COUNTY MPO ID CSJ NUMBER	SPONSOR STREET FROM LIMIT TO LIMIT PROJECT DESCRIPTION	LENGTH FISCAL YEAR LATEST COST
HARRIS 11047	CITY OF PASADENA JASMINE DR SAN AUGUSTINE PASADENA BLVD DESIGN AND WIDEN TO 4-LANE UNDIVIDED WITH DRAINAGE, INTERSECTION REALIGNMENT AND SIGNALS AT RED BLUFF RD/ORREL	0.49 2014 \$1,644,941
HARRIS 10796	CITY OF BAYTOWN JOHN MARTIN RD JOHN MARTIN RD BUSH RD JOHN MARTIN REALIGNMENT	0.39 2012 \$2,650,000
HARRIS 13645	CITY OF BAYTOWN JOHN MARTIN RD CEDAR BAYOU-LYNCHBURG RD IH 10 WIDEN TO 4 LANES WITH CONTINUOUS LEFT TURN LANE AND REALIGN TO INTERSECT WITH BUSH ROAD	1.5 2012 \$11,000,000
HARRIS 14696 0912-70-040	HARRIS COUNTY KATY HOCKLEY RD NW OF BECKER RD S OF JACK RD ASPHALT OVERLAY	2 2010 \$767,660
HARRIS 11872	CITY OF HOUSTON KINGWOOD DR WILLOW TERRACE MILLS BRANCH IMPROVEMENT OF STREETS IN THE KINGWOOD NEIGHBORHOOD INCLUDING: WIDENING KINGWOOD DR TO 6-LANES FROM WILLOW TERRACE TO MILLS BRANCH	0.6 2016 \$1,398,658
HARRIS 11825	CITY OF HOUSTON KIRBY DR BRAYS BAYOU IH 610 ENGINEERING AND CONSTRUCTION OF BOULEVARD SECTION WITH CONCRETE ROADWAYS WITH CURB, UTILITIES	1.25 2016 \$18,310,284
HARRIS 11614	HARRIS COUNTY KUYKENDAHL RD AUGUSTA PINES DR WILLOW CREEK WIDEN 2-LANES TO 4-LANES (SEGMENT B)	2.5 2010 \$5,200,000
HARRIS 11615	HARRIS COUNTY KUYKENDAHL RD SPRING CREEK (COUNTY LINE) AUGUSTA PINES DR WIDEN 2-LANES TO 4-LANES (SEGMENT C)	2.5 2010 \$8,100,000
HARRIS 111	HARRIS COUNTY LITTLE YORK RD W US 290 HOUSTON CITY LIMITS WIDEN TO 6-LANE DIVIDED	2.99 2012 \$6,160,000

**HOUSTON-GALVESTON MPO
2011-2014 TRANSPORTATION IMPROVEMENT PROGRAM
PROJECTS UNDERGOING ENVIRONMENTAL ASSESSMENT
TXDOT DISTRICT: HOUSTON**

COUNTY MPO ID CSJ NUMBER	SPONSOR STREET FROM LIMIT TO LIMIT PROJECT DESCRIPTION	LENGTH FISCAL YEAR LATEST COST
HARRIS 114 0177-15-003	TXDOT HOUSTON DISTRICT LP 494 N OF SORTERS-MCCLELLAN RD MONTGOMERY C/L RECONSTRUCT AND WIDEN TO 4-LANE DIVIDED URBAN SECTION (RAISED MEDIAN)	0.582 2011 \$2,500,000
HARRIS 9616 0912-71-078	TXDOT HOUSTON DISTRICT MARKET ST AT HUNTING BAYOU REPLACE BRIDGE (EAST BOUND)	0.1 2009 \$598,000
HARRIS 11327 0912-71-079	TXDOT HOUSTON DISTRICT MARKET ST AT HUNTING BAYOU REPLACE BRIDGE AND APPROACHES (WEST BOUND)	0.001 2009 \$598,000
HARRIS 116 0912-72-182	CITY OF HOUSTON MARKET ST N WAYSIDE DR MCCARTY RD RECONSTRUCT AND WIDEN TO 4-LANES, CURB AND GUTTER SIDEWALKS AND LIGHTING	0.5 2010 \$6,000,000
HARRIS 115	CITY OF HOUSTON MARTIN LUTHER KING BLVD ALMEDA-GENOA FUQUA WIDEN TO 4-LANE UNDIVIDED	0.6 2014 \$8,560,817
HARRIS 9187	HARRIS COUNTY MEMORIAL DR DUCHESNE VOSS RECONSTRUCT 2-LANE RDWY	1.048 2012 \$3,399,194
HARRIS 9931 0912-71-626	TXDOT HOUSTON DISTRICT MICHIGAN-CANNIFF AT HCFC DITCH REPLACE BRIDGE	0.1 2015 \$339,000
HARRIS 6064 0981-01-096	TXDOT HOUSTON DISTRICT NASA RD 1 BYPASS IH 45 FM 528 CONSTRUCT 4-LANE DIVIDED ROADWAY ON NEW LOCATION	1 2019 \$8,600,000
HARRIS 14582	CITY OF BAYTOWN NORTH MAIN/WALLISVILLE RD I-10 (N. Main); Garth (Wallisville)L FM 1942 (N. Main); N. Main (Wallisville) WIDEN AND RECONSTRUCT ROADWAY	0.001 2010 \$12,000,000

**HOUSTON-GALVESTON MPO
2011-2014 TRANSPORTATION IMPROVEMENT PROGRAM
PROJECTS UNDERGOING ENVIRONMENTAL ASSESSMENT
TXDOT DISTRICT: HOUSTON**

COUNTY MPO ID CSJ NUMBER	SPONSOR STREET FROM LIMIT TO LIMIT PROJECT DESCRIPTION	LENGTH FISCAL YEAR LATEST COST
HARRIS 13633	CITY OF HOUSTON NORTH PARK DR WEST LAKE HOUSTON PKWY MAPLE PARK WAY WIDEN FROM 2 TO 4 LANE Divided in sections	0.9 2012 \$1,250,000
HARRIS 329	CITY OF HOUSTON OATES RD N CITY LIMIT WALLISVILLE RD CONSTRUCT 4-LANE UNDIVIDED (IN SECTIONS)	2.6 2013 \$23,234,628
HARRIS 125	TXDOT HOUSTON DISTRICT OLD SPANISH TRAIL M L KING BLVD WAYSIDE DR WIDEN TO 6-LANES	1.19 2013 \$3,868,266
HARRIS 11048	CITY OF PASADENA PANSY ST PINE ST SPENCER HWY DESIGN AND WIDEN TO 4-LANE UNDIVIDED WITH DRAINAGE AND SIGNALS AT SPENCER AND LEFT TURN LANES AT PINE	0.74 2015 \$4,089,995
HARRIS 129	CITY OF HOUSTON PARKER RD US 59 N HOMESTEAD WIDEN TO 4-LANE DIVIDED	3.08 2015 \$6,961,174
HARRIS 11129	CITY OF PASADENA PASADENA BLVD SOUTHMORE STRAWBERRY DESIGN, ACQUIRE ROW, RECONSTRUCT & WIDEN TO 4-LANE & DRAINAGE	0.9 2016 \$5,955,616
HARRIS 14703 0912-70-042	CITY OF PASADENA PASADENA BLVD HARRIS AVE SH 255 MILL AND OVERLAY	1 2010 \$2,912,400
HARRIS 5025	CITY OF HOUSTON PATTERSON RD SH 6 ELDRIDGE PKWY N WIDEN TO 4-LANE DIVIDED	1.71 2013 \$6,273,349
HARRIS 11051	CITY OF PASADENA PINE ST BW 8 RANDOLPH ST DESIGN & WIDEN TO 4-LANE UNDIVIDED W/ DRAINAGE & SIGNALS AT RED BLUFF & LEFT TURN LANES AT JANA	0.74 2012 \$1,978,000

**HOUSTON-GALVESTON MPO
2011-2014 TRANSPORTATION IMPROVEMENT PROGRAM
PROJECTS UNDERGOING ENVIRONMENTAL ASSESSMENT
TXDOT DISTRICT: HOUSTON**

COUNTY MPO ID CSJ NUMBER	SPONSOR STREET FROM LIMIT TO LIMIT PROJECT DESCRIPTION	LENGTH FISCAL YEAR LATEST COST
HARRIS 11052	CITY OF PASADENA PINE ST PRESTON ST BW 8 DESIGN AND WIDEN TO 4-LANE UNDIVIDED WITH DRAINAGE AND SIGNALS AT PANSY	0.95 2012 \$2,544,000
HARRIS 9133	CITY OF PINEY POINT VILLAGE PINEY POINT RD OVER SOLDIER'S CREEK HEDWIG BRIDGE - RECONSTRUCT 2-LANE BRIDGE	0.001 2016 \$793,867
HARRIS 11050	CITY OF PASADENA RANDOLPH ST RED BLUFF RD SPENCER HWY DESIGN AND CONSTRUCT EXTENSION OF 4-LANE DIVIDED INCL DRAINAGE, INTERSECTION REDESIGN AND SIGNALS AT PINE & RED BLUFF RD	0.81 2012 \$22,125,000
HARRIS 5027	CITY OF HOUSTON RANKIN RD LEE RD US 59 WIDEN TO 4-LANE DIVIDED	1.62 2013 \$9,778,764
HARRIS 11057	CITY OF PASADENA RED BLUFF RD SPENCER HWY CENTER ST DESIGN, ACQUIRE ROW AND WIDEN TO 6-LANE DIVIDED ROADWAY INCL SIGNALS AT CENTER AND FAIRMONT	1.12 2015 \$3,636,908
HARRIS 11058	CITY OF PASADENA RED BLUFF RD SH 225 BEARLE ST DESIGN, ACQUIRE ROW AND WIDEN TO 6-LANE DIVIDED ROADWAY INCL DRAINAGE AND SIGNALS AT SH 225, BEARLE AND THOMAS	1 2012 \$3,146,000
HARRIS 11059	CITY OF PASADENA RED BLUFF RD BW 8 SPENCER HWY DESIGN, ACQUIRE ROW AND WIDEN TO 6-LANE DIVIDED ROADWAY INCL DRAINAGE AND SIGNALS AT RANDOLPH (JANA), KINGSDALE AND SPENCER HWY	1.97 2015 \$7,875,897
HARRIS 11060	CITY OF PASADENA RED BLUFF RD BEARLE ST SOUTH ST DESIGN, ACQUIRE ROW AND WIDEN TO 6-LANE DIVIDED ROADWAY INCL DRAINAGE AND SIGNALS AT BURKE/GRAND, HARRIS/NORTH, PRESTON AND SOUTH	1.1 2012 \$2,793,000
HARRIS 11061	CITY OF PASADENA RED BLUFF RD SOUTH ST BW 8 DESIGN, ACQUIRE ROW AND WIDEN TO 6-LANE DIVIDED ROADWAY INCL DRAINAGE AND SIGNALS AT SAN AUGUSTINE/ORREL AND BW 8	1.02 2012 \$3,164,650

**HOUSTON-GALVESTON MPO
2011-2014 TRANSPORTATION IMPROVEMENT PROGRAM
PROJECTS UNDERGOING ENVIRONMENTAL ASSESSMENT
TXDOT DISTRICT: HOUSTON**

COUNTY MPO ID CSJ NUMBER	SPONSOR STREET FROM LIMIT TO LIMIT PROJECT DESCRIPTION	LENGTH FISCAL YEAR LATEST COST
HARRIS 134	CITY OF HOUSTON RICHMOND AVE W OF ROGERDALE WILCREST WIDEN TO 6-LANES	0.7 2015 \$1,526,573
HARRIS 10999	UPTOWN HOUSTON DISTRICT RICHMOND AVE IH 610 SAGE RECONSTRUCT 8-LANE DIVIDED ROADWAY WITH UTILITY IMPROVEMENTS	0.45 2012 \$7,512,939
HARRIS 11000	UPTOWN HOUSTON DISTRICT RICHMOND AVE SAGE CHIMNEY ROCK WIDEN FROM 6 TO 8 LANES	0.59 2012 \$7,000,000
HARRIS 11003	UPTOWN HOUSTON DISTRICT SAGE RD SAN FELIPE WOODWAY RECONSTRUCT ROADWAY ELIMINATING OPEN DITCH, ADDING CURB & GUTTER, SIDEWALKS AND TURNING LANES	0.86 2013 \$2,567,672
HARRIS 11004	UPTOWN HOUSTON DISTRICT SAGE RD WESTPARK 600' N OF WESTHEIMER WIDEN FROM 4 TO 6-LANES IN SECTIONS, INCLUDING ROW ACQUISITION	1.16 2013 \$8,000,000
HARRIS 11053	HARRIS COUNTY SCARBOROUGH LAWNDALE SOUTHMORE W DESIGN, ACQUIRE ROW AND CONSTRUCT 4-LANE UNDIVIDED ROADWAY INCL DRAINAGE & LEFT TURN LANES AT SOUTHMORE	1.33 2015 \$740,000
HARRIS 11054	CITY OF PASADENA SCARBOROUGH LN SOUTHMORE ALLENDALE DESIGN, ACQUIRE ROW AND CONSTRUCT 4-LANE UNDIVIDED ROADWAY INCL DRAINAGE WITH SIGNALS & LEFT TURN LANES AT ALLENDALE	0.49 2015 \$1,259,117
HARRIS 7521	PORT OF HOUSTON AUTHORITY SH 146 SH 146 SB SOUTHERN ACCESS RD CONSTRUCT DIRECT CONNECTOR FROM SB LANES OF SH 146	0.53 2016 \$11,517,000
HARRIS 13103 0389-05-097	TXDOT HOUSTON DISTRICT SH 146 UPRR DOT 758 824W @ SH 146 INSTALL NEW RR CONCRETE PANELS	1 2015 \$125,902

**HOUSTON-GALVESTON MPO
2011-2014 TRANSPORTATION IMPROVEMENT PROGRAM
PROJECTS UNDERGOING ENVIRONMENTAL ASSESSMENT
TXDOT DISTRICT: HOUSTON**

COUNTY MPO ID CSJ NUMBER	SPONSOR STREET FROM LIMIT TO LIMIT PROJECT DESCRIPTION	LENGTH FISCAL YEAR LATEST COST
HARRIS 13104 0389-05-098	TXDOT HOUSTON DISTRICT SH 146 UP RR DOT 755 671K @ SH 146 INSTALL RR CONCRETE PANELS	1 2015 \$56,040
HARRIS 14632 0389-05-116	TXDOT HOUSTON DISTRICT SH 146 NASA RD 1 GALVESTON/HARRIS CL WIDEN TO 6-LANE ARTERIAL WITH 4-LANE EXPRESS LANES	1.02 2016 \$73,475,000
HARRIS 14549 0389-05-904	TXDOT HOUSTON DISTRICT SH 146 AT WHARTON WEEMS BLVD CONSTRUCT GRADE SEPARATION (PHASE 2)	0.57 2012 \$12,000,000
HARRIS 536 0389-13-039	CITY OF BAYTOWN SH 146 W ELVINTA FERRY RD CONSTRUCT 6 MAINLANES AND GRADE SEPARATION (G.S. @ BS 146 E, MAINLANES & APPROACHES)	0.87 2012 \$21,900,000
HARRIS 10276 0389-13-047	TXDOT HOUSTON DISTRICT SH 146 SP RR CHAMBERS C/L PE FOR REHAB STRATEGY	0.95 2010 \$200,000
HARRIS 339 0720-03-074	TXDOT HOUSTON DISTRICT SH 249 BROWN RD MONTGOMERY C/L CONSTRUCT TWO 3-LANE FRONTAGE ROADS	1.179 2013 \$20,000,000
HARRIS 307 0720-03-102	TXDOT HOUSTON DISTRICT SH 249 BROWN RD WILLOW CREEK CONSTRUCT 6-LANE TOLLWAY WITH BRIDGES AT WILLOW CREEK, HOLDERRIETH RD, TOMBALL PKWY AND ALICE RD WITH TSM	2.016 2010 \$54,900,000
HARRIS 216 0720-03-103	TXDOT HOUSTON DISTRICT SH 249 WILLOW CREEK 1.5 MI N OF SPRING CYPRESS RD CONSTRUCT 6-LANE TOLLWAY AND TSM (PHASE 2) WITH GRADE SEPARATIONS AT WESBOURNE, BOUDREAUX & SH 99	3.8 2010 \$56,000,000
HARRIS 13804 0720-03-120	HCTRA SH 249 AT BW 8 CONSTRUCT SB-WB DIRECT CONNECTOR	1 2009 \$9,700,000

**HOUSTON-GALVESTON MPO
2011-2014 TRANSPORTATION IMPROVEMENT PROGRAM
PROJECTS UNDERGOING ENVIRONMENTAL ASSESSMENT
TXDOT DISTRICT: HOUSTON**

COUNTY MPO ID CSJ NUMBER	SPONSOR STREET FROM LIMIT TO LIMIT PROJECT DESCRIPTION	LENGTH FISCAL YEAR LATEST COST
HARRIS 913 0720-03-123	TXDOT HOUSTON DISTRICT SH 249 MONTGOMERY C/L BROWN RD RECONSTRUCT 6-LANE TOLLWAY WITH WITH GRADE SEPARATIONS AT BROWN, BAKER AND ZION ROADS	1.179 2013 \$34,500,000
HARRIS 10941 0598-01-066	TXDOT HOUSTON DISTRICT SH 288 BW 8 IH 610 PE FOR REHABILITATION STRATEGY	5.7 2006 \$200,000
HARRIS 11293 0598-01-076	TXDOT HOUSTON DISTRICT SH 288 SB FR AT BRAYS BAYOU REHABILITATE BRIDGE AND APPROACHES	0.001 2014 \$4,200,000
HARRIS 11294 0598-01-077	TXDOT HOUSTON DISTRICT SH 288 NB FR AT BRAYS BAYOU REHABILITATE BRIDGE AND APPROACHES	0.001 2014 \$3,900,000
HARRIS 13856 0598-01-900	TXDOT HOUSTON DISTRICT SH 288 IH 610 BW 8 CONSTRUCT 4 INTERIM TOLL LANES	6 2012 \$527,489,523
HARRIS 10568 0598-01-901	TXDOT HOUSTON DISTRICT SH 288 US 59 IH 610 CONSTRUCT 4 TOLL LANES WITH INTERIM IH 610 INTERCHANGE	4 2012 \$329,681,065
HARRIS 14255 0598-01-904	TXDOT HOUSTON DISTRICT SH 288 AT BW 8 CONSTRUCT TOLL LANES WITH BW 8 INTERCHANGE	2 2012 \$97,000,000
HARRIS 310 0178-09-016	TXDOT HOUSTON DISTRICT SH 35 BELLFORT N OF ALMEDA-GENOA CONSTRUCT 6-LANE TOLLWAY WITH TWO 2-LANE FRONTAGE ROADS	3.3 2019 \$110,000,000
HARRIS 202 0178-09-018	TXDOT HOUSTON DISTRICT SH 35 IH 45 GRIGGS RD 8-LANE TOLLWAY ON NEW LOCATION AND TRAFFIC MANAGEMENT SYSTEM (MOST FEASIBLE TOLL ALTERNATIVE)	2.2 2013 \$55,000,000

**HOUSTON-GALVESTON MPO
2011-2014 TRANSPORTATION IMPROVEMENT PROGRAM
PROJECTS UNDERGOING ENVIRONMENTAL ASSESSMENT
TXDOT DISTRICT: HOUSTON**

COUNTY MPO ID CSJ NUMBER	SPONSOR STREET FROM LIMIT TO LIMIT PROJECT DESCRIPTION	LENGTH FISCAL YEAR LATEST COST
HARRIS 210 0178-09-019	TXDOT HOUSTON DISTRICT SH 35 0.27 MI N OF WAYSIDE 0.13 MI S OF WAYSIDE CONSTRUCT 8-LANE TOLLWAY ON NEW LOCATION WITH GRADE SEPARATION	0.4 2013 \$27,000,000
HARRIS 209 0178-09-020	TXDOT HOUSTON DISTRICT SH 35 0.13 MI S OF S WAYSIDE BELLFORT 8-LANE TOLLWAY ON NEW LOCATION & TRAFFIC MANAGEMENT SYSTEM	0.64 2016 \$25,700,000
HARRIS 471 0178-09-023	TXDOT HOUSTON DISTRICT SH 35 AT BW 8 I/C CONSTRUCT INTERCHANGE ON NEW LOCATION (TOLL)	1 2016 \$200,000,000
HARRIS 309 0178-09-024	TXDOT HOUSTON DISTRICT SH 35 N OF ALMEDA-GENOA HARRIS C/L CONSTRUCT 6-LANE TOLLWAY WITH TWO 2-LANE FRONTAGE ROADS ON NEW LOCATION	1.5 2016 \$51,000,000
HARRIS 1653 0178-09-028	TXDOT HOUSTON DISTRICT SH 35 N OF GRIGGS 0.270 MI N OF WAYSIDE DR CONSTRUCT 8-LANE TOLLWAY ON NEW LOCATION	0.947 2018 \$70,000,000
HARRIS 7851	TXDOT HOUSTON DISTRICT SH 6 AT CLAY RD CONSTRUCT ADDITIONAL TURN LANES IN EACH DIRECTION AT THE INTERSECTION	0.001 2012 \$1,838,720
HARRIS 13604 0912-00-342	TXDOT HOUSTON DISTRICT SH 6 SH 35 IH 45 S IMPLEMENTATION OF ACCESS MANAGEMENT (PHASE I)	18 2012 \$18,000,000
HARRIS 14252 1685-05-098	TXDOT HOUSTON DISTRICT SH 6 S OF HEMPSTEAD TOLL ROAD US 290 RECONSTRUCT US 290/SH 6 INTERCHANGE	0.72 2017 \$3,600,000
HARRIS 10441 3187-01-005	TXDOT HOUSTON DISTRICT SH 99 BS 146-E CHAMBERS C/L SEG I-2: WIDEN TO 4-LANE TOLLWAY WITH TWO 2-LANE FRONTAGE ROADS AND INTERCHANGES	0.826 2011 \$16,100,000

**HOUSTON-GALVESTON MPO
2011-2014 TRANSPORTATION IMPROVEMENT PROGRAM
PROJECTS UNDERGOING ENVIRONMENTAL ASSESSMENT
TXDOT DISTRICT: HOUSTON**

COUNTY MPO ID CSJ NUMBER	SPONSOR STREET FROM LIMIT TO LIMIT PROJECT DESCRIPTION	LENGTH FISCAL YEAR LATEST COST
HARRIS 14264 3187-01-009	TXDOT HOUSTON DISTRICT SH 99 BS 146 W SH 146 CONSTRUCT 4-LANE TOLL WAY WITH TWO 2-LANE FRONTAGE ROADS AND INTERCHANGES (SEG I-2)	3.02 2014 \$58,578,189
HARRIS 10591 3510-05-017	TXDOT HOUSTON DISTRICT SH 99 AT IH 10 CONSTRUCT 4 DIRECT CONNECTORS	0.25 2011 \$76,000,000
HARRIS 314 3510-06-001	TXDOT HOUSTON DISTRICT SH 99 IH 45 N MONTGOMERY C/L @ W END SPRING CRK BRDG CONSTRUCT 4-LANE TOLLWAY WITH NON-CONTINUOUS TWO 2-LANE FRONTAGE ROADS AND INTERCHANGES	1.51 2011 \$45,700,000
HARRIS 14242 3510-06-007	TXDOT HOUSTON DISTRICT SH 99 AT SH 249 CONSTRUCT 4 DIRECT CONNECTORS (TOLL) (SEGMENT F-1)	0.7 2012 \$76,000,000
HARRIS 315 3510-08-001	TXDOT HOUSTON DISTRICT SH 99 MONTGOMERY C/L LIBERTY C/L CONSTRUCT 4-LANE TOLLWAY WITH TWO NON-CONTINUOUS 2-LANE FRONTAGE ROADS AND INTERCHANGES SEG. H	1.99 2015 \$21,200,000
HARRIS 13653	CITY OF PINEY POINT VILLAGE SMITHDALE NORTH PINEY POINT RD HEDWIG RD SMITHDALE - CONSTRUCT 6' WIDE SIDEWALKS ON BOTH SIDES OF THE STREET TO IMPROVE PEDESTRIAN MOBILITY IN CITY; MEMORIAL DRIVE ELEM. SCHOOL IN ON SMITHDALE. IN ORDER TO INSTALL SIDEWALKS THE CITY MUST REMOVE THE EXISTING ASPHALT ROAD AND CONSTRUCT A CONCRETE	0.534 2012 \$2,250,000
HARRIS 7524	PORT OF HOUSTON AUTHORITY SOUTHERN ACCESS RD OLD SH 146 BAYPORT CRUISE TERMINAL WIDEN TO 4-LANE DIVIDED WITH RAISED MEDIAN	2.501 2018 \$5,716,418
HARRIS 7522	PORT OF HOUSTON AUTHORITY SOUTHERN ACCESS RD OLD SH 146 TODVILLE RD CONNECTION CONSTRUCT 2-LANE W/ RAISED MEDIAN	2.21 2014 \$12,251,000
HARRIS 10454	PORT OF HOUSTON AUTHORITY SOUTHERN ACCESS RD WB SOUTHERN ACCESS RD NB SH 146 CONSTRUCT DIRECT CONNECTOR WB SOUTHERN ACCESS RD 146 TO NB SH 146	0.5 2016 \$10,870,000

**HOUSTON-GALVESTON MPO
2011-2014 TRANSPORTATION IMPROVEMENT PROGRAM
PROJECTS UNDERGOING ENVIRONMENTAL ASSESSMENT
TXDOT DISTRICT: HOUSTON**

COUNTY MPO ID CSJ NUMBER	SPONSOR STREET FROM LIMIT TO LIMIT PROJECT DESCRIPTION	LENGTH FISCAL YEAR LATEST COST
HARRIS 10532	PORT OF HOUSTON AUTHORITY SPENCER HWY AT MAINLINE DOUBLE-RAILTRACK	0.33 2016 \$10,776,000
	CONSTRUCT GRADE SEPARATION OVER MAINLINE DOUBLE-RAIL TRACK	
HARRIS 6022	HARRIS COUNTY SPRING CYPRESS RD FAULKEY GULLEY SH 249 WIDEN TO 4-LANE UNDIVIDED ASPHALT W/ DITCHES AND W/ CENTER LEFT TURN LANE	1 2015 \$10,000,000
HARRIS 8042	HARRIS COUNTY SPRING CYPRESS RD TELGE RD FAULKEY GULLEY WIDEN TO 5-LANE UNDIVIDED ASPHALT W/ DITCHES	2 2016 \$9,000,000
HARRIS 11032 0912-72-926	CITY OF PASADENA STRAWBERRY RD PASADENA BLVD HARRIS DESIGN, ACQUIRE ROW & CONSTRUCT 4-LANE UNDIVIDED ROADWAY & DRAINAGE, INCLUDING LEFT TURN LANES & SIGNALS AT PASADENA BLVD	0.64 2016 \$7,814,748
HARRIS 144 8139-12-003	TXDOT HOUSTON DISTRICT T C JESTER BLVD W W OF GULF BANK VICTORY DR CONSTRUCT 4-LN DIVIDED (RAISED MEDIAN) URBAN STREET FACILITY ON NEW LOCATION (PASS)	1.86 2010 \$10,534,943
HARRIS 5007 0912-71-695	CITY OF HOUSTON TANNER RD TRIWAY LN HEMPSTEAD WIDEN TO 4-LANE DIVIDED	1.25 2011 \$10,000,000
HARRIS 11046	CITY OF PASADENA TOWN SQUARE HOUSTON -W HOUSTON-MIAMI SOUTHMORE-STRAWBERRY CONSTRUCT 4-LANE DIVIDED "TOWN SQUARE"	1.67 2012 \$2,820,000
HARRIS 1668 0912-71-406	TXDOT HOUSTON DISTRICT TURNERY RD AT HALLS BAYOU REPLACE BRIDGE	0.1 2008 \$416,000
HARRIS 147	HARRIS COUNTY UNDERWOOD RD FAIRMONT PKWY RED BLUFF DESIGN, ACQUIRE ROW AND CONSTRUCT 6-LANE ROADWAY, INCLUDING DRAINAGE AND SIGNALS AT UNDERWOOD	2.41 2013 \$5,611,162

**HOUSTON-GALVESTON MPO
2011-2014 TRANSPORTATION IMPROVEMENT PROGRAM
PROJECTS UNDERGOING ENVIRONMENTAL ASSESSMENT
TXDOT DISTRICT: HOUSTON**

COUNTY MPO ID CSJ NUMBER	SPONSOR STREET FROM LIMIT TO LIMIT PROJECT DESCRIPTION	LENGTH FISCAL YEAR LATEST COST
HARRIS 11576 0050-08-086	TXDOT HOUSTON DISTRICT US 290 W OF ELDRIDGE PKWY W OF FM 529 WIDEN TO 10 MAIN LANES WITH AUXILIARY LANES & TWO 2-LANE FRONTAGE ROADS & GRADE SEPARATION	2.576 2019 \$54,800,000
HARRIS 14195 0050-08-903	TXDOT HOUSTON DISTRICT US 290 FM 529 HUFFMEISTER RD TRAFFIC SYSTEM MANAGEMENT IMPROVEMENTS	4.886 2015 \$2,322,852
HARRIS 11574 0050-09-070	TXDOT HOUSTON DISTRICT US 290 E OF W LITTLE YORK W OF FAIRBANKS N HOUSTON RECONSTRUCT AND WIDEN TO 10 MAIN LANES WITH AUXILIARY LANES, TWO 2-LANE FRONTAGE ROADS & GRADE SEPARATION & BRIDGE REPLACEMENT (SEGMENT 5)	3.561 2016 \$61,330,000
HARRIS 14750 0050-09-080	TXDOT HOUSTON DISTRICT US 290 W OF FM 529 E OF W LITTLE YORK CONSTRUCT 10 MAIN LANES WITH AUXILIARY LANES & TWO 2-LANE FRONTAGE ROADS & GRADE SEPARATIONS (SEGMENT 6 OUTBOUND ONLY)	1.894 2015 \$53,500,000
HARRIS 14196 0050-09-909	TXDOT HOUSTON DISTRICT US 290 DACOMA IH 610 TRAFFIC SYSTEM MANAGEMENT IMPROVEMENTS	0.59 2015 \$2,322,848
HARRIS 14197 0050-09-910	TXDOT HOUSTON DISTRICT US 290 PINEMONT DACOMA TRAFFIC SYSTEM MANAGEMENT IMPROVEMENTS	3.2 2015 \$2,322,851
HARRIS 14198 0050-09-911	TXDOT HOUSTON DISTRICT US 290 BW 8 PINEMONT TRAFFIC SYSTEM MANAGEMENT IMPROVEMENTS	4.71 2015 \$2,322,851
HARRIS 14199 0050-09-912	TXDOT HOUSTON DISTRICT US 290 FM 529 BW 8 TRAFFIC SYSTEM MANAGEMENT IMPROVEMENTS	0.8 2015 \$2,322,848
HARRIS 9833 0177-07-096	TXDOT HOUSTON DISTRICT US 59 N AT WILL CLAYTON PKWY CONSTRUCT 4 DIRECT CONNECTORS (EB-SB, NB-WB, EB-NB, SB-WB)	0.73 2013 \$60,000,000

**HOUSTON-GALVESTON MPO
2011-2014 TRANSPORTATION IMPROVEMENT PROGRAM
PROJECTS UNDERGOING ENVIRONMENTAL ASSESSMENT
TXDOT DISTRICT: HOUSTON**

COUNTY MPO ID CSJ NUMBER	SPONSOR STREET FROM LIMIT TO LIMIT PROJECT DESCRIPTION	LENGTH FISCAL YEAR LATEST COST
HARRIS 11227 0177-11-142	TXDOT HOUSTON DISTRICT US 59 N US 59 SB FR AT HALLS BAYOU REHABILITATE BRIDGE AND APPROACHES	0.001 2013 \$967,176
HARRIS 11218 0027-13-186	TXDOT HOUSTON DISTRICT US 59 S SB FRONTAGE RD AT KEEGAN'S BAYOU REHABILITATE BRIDGE AND APPROACHES	0.001 2015 \$845,000
HARRIS 7428 0027-13-200	TXDOT HOUSTON DISTRICT US 59 S IH 45 SH 288 WIDEN TO 8 AND 10 MAIN LANES WITH MANAGED LANES AND US 59/IH 45 INTERCHANGE	1 2012 \$367,800,000
HARRIS 155 0027-13-201	TXDOT HOUSTON DISTRICT US 59 S SH 288 SP 527 RECONSTRUCT TO 6 MAINLANES WITH AUXILIARY LANES AND 4 MANAGED LANES	0.707 2013 \$132,000,000
HARRIS 7451 0027-13-XXX	TXDOT HOUSTON DISTRICT US 59 S AT SH 288 IMPROVEMENTS TO INTERCHANGE AT SH 288 WITH MANAGED LANES	0.469 2016 \$99,138
HARRIS 13802 0177-11-900	TXDOT HOUSTON DISTRICT US 59 S IH 45 S IH 10 E WIDEN FROM 10 TO 12 LANES	2.5 2018 \$89,000,000
HARRIS 14119 0028-02-083	TXDOT HOUSTON DISTRICT US 90 AT OATES ROAD AND MERCURY DRIVE ACCESS ROADS, EXIT RAMPS, U-TURNS AND DRAINAGE/DETENTION	0.001 2009 \$8,300,000
HARRIS 9256	CITY OF HOUSTON VOSS RD IH 10 W WESTVIEW POINT REPAIR & ASPHALT OVERLAY 2-LANE OPEN DITCH ASPHALT RDWY	0.8 2016 \$250,431
HARRIS 14705 0912-70-043	HARRIS COUNTY WAR MEMORIAL DR CLAY RD ELDRIDGE PKWY ASPHALT OVERLAY	1.25 2010 \$990,459

**HOUSTON-GALVESTON MPO
2011-2014 TRANSPORTATION IMPROVEMENT PROGRAM
PROJECTS UNDERGOING ENVIRONMENTAL ASSESSMENT
TXDOT DISTRICT: HOUSTON**

COUNTY MPO ID CSJ NUMBER	SPONSOR STREET FROM LIMIT TO LIMIT PROJECT DESCRIPTION	LENGTH FISCAL YEAR LATEST COST
HARRIS 11013	UPTOWN HOUSTON DISTRICT WESTHEIMER IH 610 POST OAK BLVD WIDEN FROM 8 TO 9 LANES	0.2 2012 \$1,600,000
HARRIS 11012	UPTOWN HOUSTON DISTRICT WESTHEIMER RD POST OAK BLVD CHIMNEY ROCK RECONSTRUCT ROADWAY	0.99 2014 \$4,958,000
HARRIS 7604	CITY OF LA PORTE WHARTON WEEMS BLVD POWELL RD SH 146 CONSTRUCT NEW 4-LANE DIVIDED ARTERIAL CONCRETE CURB & GUTTER & UNDERGROUND STORM SEWER	0.3 2012 \$6,180,000
HARRIS 7546	CITY OF HOUSTON WHEELER ST SH 35 OLD SPANISH TRAIL ROW ACQ, ENGR & CONSTRUCT OF BRIDGES OVER BRAYS BAYOU W/ TWO 24' CONCRETE ROADWAYS W/ CURBS, SIDEWALKS & UNDERGROUND UTILITIES	0.5 2012 \$17,274,707
HARRIS 165	CITY OF HOUSTON WILCREST DR MEMORIAL DR BELLAIRE BLVD WIDEN TO 6-LANES	4.74 2015 \$7,950,393
MONTGOMERY 174	CITY OF CONROE 1ST ST SH 105 FOSTER DR WIDEN TO 4-LANE UNDIVIDED	1.45 2012 \$4,282,985
MONTGOMERY 356	CITY OF CONROE 7TH ST FOSTER DR S LOOP 336 CONSTRUCT NEW 4-LANE UNDIVIDED	0.85 2012 \$3,090,000
MONTGOMERY 474 0912-37-192	CITY OF CONROE CRIGHTON RD IH 45 FM 1314 WIDEN TO 4-LANES WITH CURBS AND GUTTER	2.5 2012 \$23,879,298
MONTGOMERY 13980 0912-37-900	TXDOT HOUSTON DISTRICT DACUS JOHNSON RD AT LAKE CREEK REPLACE BRIDGE AND APPROACHES (NBI# 12170AA0150001)	0.001 2012 \$302,000

**HOUSTON-GALVESTON MPO
2011-2014 TRANSPORTATION IMPROVEMENT PROGRAM
PROJECTS UNDERGOING ENVIRONMENTAL ASSESSMENT
TXDOT DISTRICT: HOUSTON**

COUNTY MPO ID CSJ NUMBER	SPONSOR STREET FROM LIMIT TO LIMIT PROJECT DESCRIPTION	LENGTH FISCAL YEAR LATEST COST
MONTGOMERY 11600	CITY OF ANGLETON E MILLER/WALKER RD VALDERAS WALKER & ALONG WALKER FROM MILLER TO LIVE OAK RD RECONSTRUCT TO 3-LANE URBAN SECTION	0.915 2012 \$3,000,000
MONTGOMERY 949 1259-01-900	TXDOT HOUSTON DISTRICT FM 1097 BENTWATER DR IH 45 RECONSTRUCT PAVEMENT TO WIDEN TO 4-LANES WITH BRIDGE AT LAKE CONROE	7.63 2019 \$97,600,000
MONTGOMERY 923	TXDOT HOUSTON DISTRICT FM 1485 FM 3083 US 59 WIDEN TO 4-LANE DIVIDED	8.07 2013 \$27,242,602
MONTGOMERY 10140 1062-03-900	TXDOT HOUSTON DISTRICT FM 1485 E OF CONROE AT TIBR RR CONSTRUCT RAILROAD-HIGHWAY GRADE SEPARATION (DOT# 024 365A)	0.423 2013 \$4,900,000
MONTGOMERY 10245 0523-09-016	TXDOT HOUSTON DISTRICT FM 1488 IN MAGNOLIA AT BNSF RR CONSTRUCT RAILROAD-HIGHWAY GRADE SEPARATION	0.423 2009 \$10,000,000
MONTGOMERY 13718 0523-10-034	TXDOT HOUSTON DISTRICT FM 1488 W OF FM 149 E OF FM 149 CONSTRUCT RAILROAD GRADE SEPARATION OVER FM 149 AND BNSF RR AT MOSTYN (DOT# 597 112Y)	1.04 2009 \$36,500,000
MONTGOMERY 502 1400-04-011	TXDOT HOUSTON DISTRICT FM 1774 0.348 MI S OF FM 1488 FM 149 WIDEN TO 4-LANE DIVIDED RURAL	4.746 2010 \$42,802,200
MONTGOMERY 10159 1400-04-021	TXDOT HOUSTON DISTRICT FM 1774 WALLER C/L 0.348 MI S OF FM 1488 WIDEN TO 4-LANE DIVIDED RURAL WITH RAILROAD GRADE SEPARATION	3.47 2009 \$46,391,474
MONTGOMERY 503 2744-01-011	TXDOT HOUSTON DISTRICT FM 2854 LP 336 IH 45 WIDEN TO 4-LANE DIVIDED CURB & GUTTER	2.2 2013 \$10,037,087

**HOUSTON-GALVESTON MPO
2011-2014 TRANSPORTATION IMPROVEMENT PROGRAM
PROJECTS UNDERGOING ENVIRONMENTAL ASSESSMENT
TXDOT DISTRICT: HOUSTON**

COUNTY MPO ID CSJ NUMBER	SPONSOR STREET FROM LIMIT TO LIMIT PROJECT DESCRIPTION	LENGTH FISCAL YEAR LATEST COST
MONTGOMERY 906 3050-02-901	TXDOT HOUSTON DISTRICT FM 2978 FM 1488 CONROE HUFFSMITH WIDEN FROM 2 TO 4-LANES	6.501 2015 \$54,100,000
MONTGOMERY 10160 3158-01-016	TXDOT HOUSTON DISTRICT FM 3083 SH 105 IH 45 WIDEN TO 4-LANE DIVIDED RURAL ROADWAY (PHASE 2)	2.1 2013 \$15,100,000
MONTGOMERY 14178 3158-01-031	TXDOT HOUSTON DISTRICT FM 3083 AT UPRR CONSTRUCT GRADE SEPARATION (DOT# 448 431H)	0.5 2011 \$13,500,000
MONTGOMERY 7551 3158-01-032	TXDOT HOUSTON DISTRICT FM 3083 IH 45 N LP 336 NE WIDEN TO 4-LANE DIVIDED RURAL	3.8 2013 \$19,500,000
MONTGOMERY 381	CITY OF CONROE GLADSTELL RD SGT. ED HOLCOMBE BLVD W OF GRAND LAKE CREEK WIDEN ROADWAY TO 4-LANES CONCRETE CURB AND GUTTER WITH STORM SEWER FROM 2-LANE ASPHALT OPEN DITCH	0.84 2012 \$4,500,000
MONTGOMERY 14701 0912-37-215	MONTGOMERY COUNTY GROGANS MILL RD RESEARCH FOREST DR WOODLANDS PKWY REPLACE PAVEMENT AND SHOULDER	1.75 2010 \$6,481,755
MONTGOMERY 14702 0912-37-216	MONTGOMERY COUNTY GROGANS MILL RD WOODLANDS PKWY SAWDUST RD REPLACE PAVEMENT AND SHOULDER	2010 \$9,804,760
MONTGOMERY 14700 0912-37-214	MONTGOMERY COUNTY HARDIN STORE RD SH 249 FM 2978 FULL DEPTH REHABILITATION	4.25 2010 \$850,319
MONTGOMERY 14628 0110-04-184	METRO IH 45 N FM 1488 LOOP 336 S HOV LANE PAVEMENT MARKINGS	0.001 2012 \$1,656,050

**HOUSTON-GALVESTON MPO
2011-2014 TRANSPORTATION IMPROVEMENT PROGRAM
PROJECTS UNDERGOING ENVIRONMENTAL ASSESSMENT
TXDOT DISTRICT: HOUSTON**

COUNTY MPO ID CSJ NUMBER	SPONSOR STREET FROM LIMIT TO LIMIT PROJECT DESCRIPTION	LENGTH FISCAL YEAR LATEST COST
MONTGOMERY 12599 0110-04-900	TXDOT HOUSTON DISTRICT IH 45 N SH 242 HARRIS/MONTGOMERY CL RECONFIGURE TO CREATE 2 MANAGED LANES	5.628 2016 \$9,720,000
MONTGOMERY 1013 0675-08-071	TXDOT HOUSTON DISTRICT IH 45 N N OF CREIGHTON RD LP 336 N INSTALL COMPUTERIZED TRANSPORTATION MANAGEMENT SYSTEM	4.35 2013 \$2,610,000
MONTGOMERY 14614 0675-08-903	TXDOT HOUSTON DISTRICT IH 45 N WALKER C/L N OF CALVARY RD WIDEN TO 6 MAINLANES & CONSTRUCT INTERSECTION AT SHEPARD HILLS ROAD	3.63 2011 \$65,142,500
MONTGOMERY 7055	MONTGOMERY COUNTY KUYKENDAHL RD FM 1488 WOODLANDS PKWY PH 2: WIDEN 2 TO 4-LANE DIVIDED (IN SECTIONS)	4.44 2012 \$11,890,000
MONTGOMERY 7054 0912-37-140	MONTGOMERY COUNTY KUYKENDAHL RD FM 1488 TO N VILLA OAKS AND ALDEN BRIDGE TO CROWN RIDGE PHASE 1: CONSTRUCT 2-LANE ROADWAY (MISSING SEGMENTS)	0.672 2010 \$3,129,900
MONTGOMERY 13983 0912-37-912	TXDOT HOUSTON DISTRICT LEXINGTON DR AT CARTERS SLOUGH REPLACE BRIDGE AND APPROACHES (NBI# 12170AA1352055)	0.001 2012 \$303,033
MONTGOMERY 187 0338-11-028	TXDOT HOUSTON DISTRICT LP 336 0.06 MI E OF IH 45 FM 3083 RECONSTRUCT PAVEMENT 4 LANES TO 6-LANES DIVIDED	3.197 2016 \$30,700,000
MONTGOMERY 188 0177-14-010	TXDOT HOUSTON DISTRICT LP 494 N OF KINGWOOD DR HARRIS C/L RECONSTRUCT AND WIDEN TO 4-LANE DIVIDED URBAN SECTION (FLUSH MEDIAN)	0.925 2011 \$14,200,000
MONTGOMERY 2925	MONTGOMERY COUNTY RESEARCH FOREST DR GOSLING RD IH 45 WIDEN TO 6-LANE DIVIDED	2.38 2012 \$4,608,000

**HOUSTON-GALVESTON MPO
2011-2014 TRANSPORTATION IMPROVEMENT PROGRAM
PROJECTS UNDERGOING ENVIRONMENTAL ASSESSMENT
TXDOT DISTRICT: HOUSTON**

COUNTY MPO ID CSJ NUMBER	SPONSOR STREET FROM LIMIT TO LIMIT PROJECT DESCRIPTION	LENGTH FISCAL YEAR LATEST COST
MONTGOMERY 11702	TXDOT HOUSTON DISTRICT SH 105 SH 105 EB IH 45 SB CONSTRUCT ELECTRONICALLY TOLLED DIRECT CONNECTOR FROM EB SH 105 TO SB IH 45	0.001 2016 \$37,148,691
MONTGOMERY 504 0338-04-060	TXDOT HOUSTON DISTRICT SH 105 FM 1314 LP 336 E WIDEN TO 4-LANE DIVIDED RURAL	2.08 2019 \$21,400,000
MONTGOMERY 10125 0338-04-065	TXDOT HOUSTON DISTRICT SH 105 LP 336 E FM 1484 E WIDEN TO 4-LANE DIVIDED RURAL	4.6 2019 \$50,600,000
MONTGOMERY 10124 0338-04-066	TXDOT HOUSTON DISTRICT SH 105 FM 1484 SAN JACINTO C/L WIDEN TO 4-LANE DIVIDED RURAL	6.098 2019 \$52,200,000
MONTGOMERY 7705 0338-06-011	TXDOT HOUSTON DISTRICT SH 105 MONTGOMERY C/L MONTGOMERY C/L WIDEN TO 4-LANE DIVIDED RURAL	0.899 2019 \$10,000,000
MONTGOMERY 7706 0338-07-019	TXDOT HOUSTON DISTRICT SH 105 SAN JACINTO C/L LIBERTY C/L RECONSTRUCT PAVEMENT TO 4-LANE DIVIDED RURAL	3.489 2019 \$29,600,000
MONTGOMERY 14232 3538-01-032	TXDOT HOUSTON DISTRICT SH 242 IH 45 US 59 PE TO WIDEN FROM 2 TO 4 LANES	13 2012 \$200,000
MONTGOMERY 967 3538-01-034	TXDOT HOUSTON DISTRICT SH 242 FM 1488 IH 45 N WIDEN FROM 4 TO 6-LANES	4.5 2017 \$13,500,000
MONTGOMERY 968 3538-01-035	TXDOT HOUSTON DISTRICT SH 242 NEEDHAM DR FM 1314 WIDEN FROM 2 TO 4-LANES	3.8 2017 \$48,100,000

**HOUSTON-GALVESTON MPO
2011-2014 TRANSPORTATION IMPROVEMENT PROGRAM
PROJECTS UNDERGOING ENVIRONMENTAL ASSESSMENT
TXDOT DISTRICT: HOUSTON**

COUNTY MPO ID CSJ NUMBER	SPONSOR STREET FROM LIMIT TO LIMIT PROJECT DESCRIPTION	LENGTH FISCAL YEAR LATEST COST
MONTGOMERY 14524 0720-02-072	TXDOT HOUSTON DISTRICT SH 249 MONTGOMERY COUNTY LINE FM 1774 IN TODD MISSION CONSTRUCT 4-LANE TOLLWAY (REDESIGNATE NL TO GRIMES COUNTY)	2.41 2013 \$46,100,000
MONTGOMERY 11570 0720-02-073	TXDOT HOUSTON DISTRICT SH 249 GRIMES COUNTY LINE FM 1774/FM 149 IN PINEHURST CONSTRUCT 4-LANE TOLLWAY IN SECTIONS	12.18 2013 \$200,000,000
MONTGOMERY 914 0720-02-074	TXDOT HOUSTON DISTRICT SH 249 FM 1774/FM 149 IN PINEHURST SPRING CREEK/HARRIS C/L CONSTRUCT 6-LANE TOLLWAY WITH GRADE SEPARATIONS AT STAGECOACH RD AND WOODLANDS PARKWAY	3.6 2013 \$82,800,000
MONTGOMERY 507 0110-04-129	TXDOT HOUSTON DISTRICT SH 75 GLADSTELL ST IH 45 UNDERPASS WIDEN 2 LANE TO 4-LANE DIVIDED IN SECTIONS	1 2014 \$3,510,932
MONTGOMERY 218 3510-07-001	TXDOT HOUSTON DISTRICT SH 99 HARRIS C/L AT W END SPRING CREEK BR US 59 SEG G-2: CONSTRUCT 4-LANE TOLLWAY WITH NON-CONTINUOUS TWO 2-LANE FRONTAGE ROADS AND INTERCHANGES	12.225 2011 \$237,800,000
MONTGOMERY 367 3510-07-003	TXDOT HOUSTON DISTRICT SH 99 US 59 N HARRIS C/L SEG H: CONSTRUCT 4-LANE TOLLWAY WITH NON-CONTINUOUS TWO 2-LANE FRONTAGE ROADS AND INTERCHANGES	6.85 2013 \$111,400,000
MONTGOMERY 14244 3510-07-005	TXDOT HOUSTON DISTRICT SH 99 AT US 59 N CONSTRUCT 3 DIRECT CONNECTORS (TOLL) (SEGMENT G)	0.7 2014 \$57,000,000
MONTGOMERY 191	MONTGOMERY COUNTY SORTERS RD FM 1314 US 59 WIDEN TO 4-LANE UNDIVIDED	5.82 2012 \$13,920,000
MONTGOMERY 10161 0177-05-093	TXDOT HOUSTON DISTRICT US 59 N N OF FM 2090 S OF EAST RIVER CONSTRUCT NEW 2-LANE FRONTAGE ROAD	1.327 2010 \$4,077,000

**HOUSTON-GALVESTON MPO
2011-2014 TRANSPORTATION IMPROVEMENT PROGRAM
PROJECTS UNDERGOING ENVIRONMENTAL ASSESSMENT
TXDOT DISTRICT: HOUSTON**

COUNTY MPO ID CSJ NUMBER	SPONSOR STREET FROM LIMIT TO LIMIT PROJECT DESCRIPTION	LENGTH FISCAL YEAR LATEST COST
MONTGOMERY 14704 0912-37-217	MONTGOMERY COUNTY WALDEN RD DEL LAGO BLVD SH 105 REPLACE PAVEMENT AND SHOULDER	2010 \$1,288,591
MONTGOMERY 7556	CITY OF CONROE WILSON RD SH 105 SH 75 WIDEN TO 4-LANE	1.333 2012 \$4,852,577
MONTGOMERY 193	MONTGOMERY COUNTY WOODLAND HILLS DR FORD RD NORTH PARK CONSTRUCT NEW 2-LANE UNDIVIDED	1.94 2012 \$1,690,000
MULTIPLE 7386 0912-71-752	TXDOT HOUSTON DISTRICT FM 1093 ALONG FM 1093 CORRIDOR CONDUCT TRAFFIC CIRCULATION STUDY (ALL ON-SYSTEM LOCATIONS)	40 2012 \$339,904
MULTIPLE 383	CITY OF FRIENDSWOOD FRIENDSWOOD LINK RD FM 518 BLACKHAWK BLVD WIDEN TO 4-LANE DIVIDED ROADWAY WITH RAISED MEDIAN	1.09 2015 \$4,634,252
MULTIPLE 10905 0912-00-144	TXDOT HOUSTON DISTRICT SH 249 FM 149 IN PINEHURST FM 1774 AT TODD MISSION IN GRIMES MULTIMODAL TRANSPORTATION CORRIDOR FEASIBILITY STUDY	14.5 2013 \$600,000
MULTIPLE 14212 0912-00-311	TXDOT HOUSTON DISTRICT SH 99 US 59 N IH 10 E FEASIBILITY STUDY, ENVIRONMENTAL STUDIES, PRELIMINARY ENGINEERING, TRAFFIC & REVENUE STUDY & ROW MAPPING (SEGMENTS H AND I-1)	36 2016 \$8,000,000
WALLER 11321 0912-56-901	TXDOT HOUSTON DISTRICT CLEMONS SWITCH RD AT BESSIES CREEK REPLACE BRIDGE	0.001 2013 \$392,000
WALLER 11066	TXDOT HOUSTON DISTRICT FM 1488 OLD US 290 NEW US 290 WIDEN FROM 2-LANE TO 4-LANE DIVIDED RURAL RDWY	1.53 2013 \$4,925,607

**HOUSTON-GALVESTON MPO
2011-2014 TRANSPORTATION IMPROVEMENT PROGRAM
PROJECTS UNDERGOING ENVIRONMENTAL ASSESSMENT
TXDOT DISTRICT: HOUSTON**

COUNTY MPO ID CSJ NUMBER	SPONSOR STREET FROM LIMIT TO LIMIT PROJECT DESCRIPTION	LENGTH FISCAL YEAR LATEST COST
WALLER 10832 0523-04-900	TXDOT HOUSTON DISTRICT FM 1488 AT GIBONEY SCHOOL	0.001 2015 \$1,162,767
	CONSTRUCT LEFT TURN LANE WITH FLASHING SIGNALS	
WALLER 7407 1400-03-006	TXDOT HOUSTON DISTRICT FM 1774 GRIMES C/L MONTGOMERY C/ L WIDEN TO 4-LANE DIVIDED RURAL	1.647 2009 \$13,454,833
WALLER 10950 0543-01-054	TXDOT HOUSTON DISTRICT FM 359 IH 10 US 90 WIDEN TO 4-LANES DIVIDED URBAN ROADWAY WITH CTWLTL	0.472 2012 \$2,623,327
WALLER 6073 0543-01-055	TXDOT HOUSTON DISTRICT FM 359 0.5 MI N OF IH 10 0.3 MI S OF IH 10 WIDEN INTERSECTION AND RECONSTRUCT TO 4-LANES	0.8 2013 \$3,300,000
WALLER 11951 0543-01-900	TXDOT HOUSTON DISTRICT FM 359 FM 1488 US 290 CONSTRUCT FM 359 EXTENSION	0.71 2015 \$4,160,000
WALLER 11322 0912-56-905	TXDOT HOUSTON DISTRICT HEISE RD AT ROCKY CREEK	0.001 2012 \$411,000
	REPLACE BRIDGE AND APPROACHES (NBI# 12237AA0265002)	
WALLER 6056 0271-04-070	TXDOT HOUSTON DISTRICT IH 10 W FM 359 WALLER-FORT BEND C/L WIDEN TO 6-MAIN LANES WITH 4 MANAGED LANES AND RECONSTRUCT INTERCHANGE AT WOODS, IGLOO AND PEDERSON ROADS	5.775 2014 \$111,500,000
WALLER 916 0271-04-071	TXDOT HOUSTON DISTRICT IH 10 W FM 359 BRAZOS RIVER WIDEN TO 4 MAIN LANES WITH 4 MANAGED LANES, RECONSTRUCT FRONTAGE ROADS FROM FM 1489 TO FM 359	5.319 2015 \$38,221,041
WALLER 11324 0912-56-907	TXDOT HOUSTON DISTRICT LANEVIEW RD AT CLEAR CREEK	0.001 2010 \$315,000
	REPLACE BRIDGE AND APPROACHES	

**HOUSTON-GALVESTON MPO
2011-2014 TRANSPORTATION IMPROVEMENT PROGRAM
PROJECTS UNDERGOING ENVIRONMENTAL ASSESSMENT
TXDOT DISTRICT: HOUSTON**

COUNTY MPO ID CSJ NUMBER	SPONSOR STREET FROM LIMIT TO LIMIT PROJECT DESCRIPTION	LENGTH FISCAL YEAR LATEST COST
WALLER 241	WALLER COUNTY WOODS RD MORTON RD US 90 CONSTRUCT NEW 2-LANE UNDIVIDED RDWY	2.1 2014 \$9,525,600

**HOUSTON-GALVESTON MPO
2011-2014 TRANSPORTATION IMPROVEMENT PROGRAM
PROJECTS UNDERGOING ENVIRONMENTAL ASSESSMENT
TXDOT DISTRICT: YOAKUM**

COUNTY MPO ID CSJ NUMBER	SPONSOR STREET FROM LIMIT TO LIMIT PROJECT DESCRIPTION	LENGTH FISCAL YEAR LATEST COST
AUSTIN 14203 0271-03-046	TXDOT HOUSTON DISTRICT IH 10 W SH 36 IN SEALY BRAZOS RIVER **INFORMATION ONLY** PROJECT CONSISTENT WITH WALLER CO. PROJECTS IN PLAN (MPOIDS 916 and 6056). WIDEN TO 4 MAIN LANES, WITH 4 MANAGED LANES, CONSTRUCT CONTINUOUS TWO 2-LANE FRONTAGE ROADS (AUSTIN CO.)	7.16 2013 \$250,000,000

This page left blank intentionally.

Appendix E

Resolutions

This page left blank intentionally.



Resolution

NO. 2035-21-RTP

CERTIFYING THAT THE 2035 REGIONAL TRANSPORTATION PLAN AND THE 2008-2011 TRANSPORTATION IMPROVEMENT PROGRAM ARE IN CONFORMITY WITH THE CLEAN AIR ACT OF 1990, AS AMENDED, AND THE SAFE, ACCOUNTABLE, FLEXIBLE AND EFFICIENT TRANSPORTATION EQUITY ACT – A LEGACY FOR USERS OF 2005.

WHEREAS, it has become necessary to certify that the 2035 Regional Transportation Plan and the 2008-2011 Transportation Improvement Program were found to be in conformity for VOC and NOx motor vehicle emissions budgets contained in *Revisions to the State Implementation Plan for the Control of Ozone Air Pollution, Houston/Galveston/Brazoria Ozone Nonattainment Area*; and

WHEREAS, the 2035 Regional Transportation Plan (RTP) and the 2008-2011 Transportation Improvement Program (TIP) have met the requirements set forth in the Conformity State Implementation Plan issued jointly by the U.S. Department of Transportation and the Environmental Protection Agency (EPA); and

WHEREAS, vehicle emissions estimates resulting from the implementation of the transportation facility and service improvements recommended in the 2035 Regional Transportation Plan and the 2008-2011 Transportation Improvement Program provide for expeditious implementation of transportation control measures in its applicable implementation plan; and


WHEREAS, the 2035 Regional Transportation Plan and the 2008-2011 Transportation Improvement Program contribute to annual emissions reductions consistent with Sections 182 (b)(1) and 187 (a)(7) of the Clean Air Act, as amended; and

WHEREAS, implementation of the transportation facilities and services recommended in the 2035 Regional Transportation Plan Update and the 2008-2011 Transportation Improvement Program would result in lower total vehicle emissions than the 1990 base year emissions and the motor vehicles emissions budget (MVEB); and

NOW THEREFORE, be it resolved by the Transportation Policy Council for the Houston-Galveston Transportation Management Area that the 2035 Regional Transportation Plan and the 2008-2011 Transportation Improvement Program are in conformity with the 1990 U.S. Clean Air Act as amended, and the Safe Accountable Flexible and Efficient Transportation Equity Act – A Legacy for Users of 2005.

PASSED AND APPROVED this 28th day of August 2009 at a regularly scheduled meeting of the Transportation Policy Council for the Houston-Galveston Transportation Management Area.

APPROVED:


James Patterson, Chairman
Transportation Policy Council

ATTEST:


Tom Reid, Secretary
Transportation Policy Council



Resolution

NO. 2035-29-RTP

APPROVING THE 2011-2014 TRANSPORTATION IMPROVEMENT PROGRAM FOR THE HOUSTON-GALVESTON TRANSPORTATION MANAGEMENT AREA:

WHEREAS, the Safe, Accountable, Flexible, Efficient Transportation Equity Act – A Legacy For Users (SAFETEA-LU) was enacted on August 10, 2005 and authorizes the Federal surface transportation programs for highways, highway safety, and transit and was extended through calendar year 2010 at 2009 apportionment levels; and

WHEREAS, Title I (Surface Transportation Program) and Title III (Public Transportation Program) of SAFETEA-LU establish requirements for metropolitan planning organizations for the development of Transportation Improvement Programs (TIPs); and

WHEREAS, the Transportation Policy Council (TPC) as the Policy Board for the Metropolitan Planning Organization (MPO), has adopted procedures for the selection and prioritization of projects, and has considered the planning requirements of SAFETEA-LU, and

WHEREAS, the 2011-2014 Transportation Improvement Program was developed in cooperation with state and local governments, local transit operators and grant recipients authorized under various titles of the SAFETEA-LU; and

WHEREAS, opportunity for public comment has been provided per the policies established by the *Public Participation Plan* adopted by the Transportation Policy Council in July 2007; and

WHEREAS, the 2011 – 2014 Transportation Improvement Program includes statewide project groupings developed in accordance with the Metropolitan Planning regulations and in cooperation with the Texas Department of Transportation; and

WHEREAS, the 2011-2014 Transportation Improvement Program includes a financial summary that demonstrates its compliance with federal regulations regarding financial constraint; and


WHEREAS, the 2035 Regional Transportation Plan, the long-range transportation plan for the Houston-Galveston Transportation Management Area, was adopted in October, 2007 by the Transportation Policy Council; and

WHEREAS, the 2011-2014 Transportation Improvement Program was developed from, and is consistent with the 2035 Regional Transportation Plan and its air quality conformity determination as approved in November 2007.

NOW, THEREFORE, BE IT RESOLVED BY THE TRANSPORTATION POLICY COUNCIL FOR THE HOUSTON-GALVESTON TRANSPORTATION MANAGEMENT AREA, THAT THE 2011-2014 TRANSPORTATION IMPROVEMENT PROGRAM IS HEREBY APPROVED FOR SUBMITTAL TO THE TEXAS DEPARTMENT OF TRANSPORTATION FOR INCLUSION IN THE STATEWIDE TRANSPORTATION IMPROVEMENT PROGRAM.

PASSED AND APPROVED this 25th day of June 2010, at a regularly called meeting of the Transportation Policy Council.

APPROVED:


James Patterson, Chairman
Transportation Policy Council

ATTEST:


Tom Reid, Secretary
Transportation Policy Council

Appendix F

Acronyms

This page left blank intentionally.

3-C	Continuing, Comprehensive, & Coordinated - 3-C planning process required by TxDOT
AADT	Annual Average Daily Traffic
AASHTO	American Association of State Highway and Transportation Officials
ACS	American Community Survey
ADA	Americans with Disabilities Act
ADT	Average Daily Traffic
AE	Annual Element
AERCO	Area Emissions Reduction Credit Organization
APO	Average Passenger Occupancy
APTA	American Public Transportation Association
AQC	Air Quality Compliance
AQCRs	Air Quality Control Regions
AQMA	Air Quality Maintenance Area - Areas noted by the EPA that have a potential for, or that presently exceed, the National Ambient Air Quality Standards
ATOM 2	A modified version of the Atomistic Model--Disaggregate Trip Distribution Model of the TTDP
AVL	Authorized Vehicle Lane
AVN	Division of Aviation, TxDOT
AVO	Average Vehicle Occupancy
BMS	Bridge Management System
BNSF	Burlington Northern & Santa Fe Railroad Company
BRINSAP	Bridge Inventory, Inspection, and Appraisal Program
BWC	Best Workplace for Commuters
CAA	Clean Air Act (and its related amendments)
CAGR	Compound Annual Growth Rate
CBD	Central Business District
CDP	Census Designated Places
CEI	Cost Effectiveness Index
CFR	Code of Federal Regulations
CIP	Capital Improvement Program
CMA	Congestion Mitigation Analysis (formerly known as SOV Analysis)
CMAQ	Congestion Mitigation Air Quality Improvement Program
CMS	Congestion Management System
CMSA	Consolidated Metropolitan Statistical Area - The Houston-Galveston-Brazoria CMSA consists of the Houston PMSA (Fort Bend, Harris, Liberty, Montgomery, and Waller Counties), the Galveston-Texas City PMSA (Galveston County), and the Brazoria PMSA (Brazoria County)
CNG	Compressed Natural Gas
CO	Carbon Monoxide
COG	Council of Government
CPTED	Crime Prevention Through Environmental Design
CRIS	Crash Records Information System
CRP	Consolidated Road Program
CT	Census Tract
CTMS	Computerized Traffic Management System
CTPP	Census Transportation Planning Package
CTR	Center for Transportation Research, University of Texas at Austin
DEIS	Draft Environmental Impact Statement

DEMO	Demonstration grant - funding of an experimental program
DERC	Discrete Emission Reduction Credit
DIME	Dual Independent Map Encoding - A technique of creating a geographic base file (replaced by TIGER files)
DOT	Department of Transportation
E+C	Existing Plus Committed
EA	Environmental Assessment
EIS	Environmental Impact Statement
EPA	Environmental Protection Agency
ERC	Emissions Reduction Credit
ERP	Emissions Reduction Plan
ETR	Employer Trip Reduction
FAA	Federal Aviation Administration
FAHPM	Federal Aid Highway Program Manual (replaced by FAPG)
FAI	Federal Aid Interstate
FAP	Federal Aid Primary
FAPG	Federal Aid Policy Guide (Replaces FHPM)
FAS	Federal Aid Secondary System
FAU	Federal Aid Urban System
FBI	Federal Bureau of Investigation
FCFF	Federal Clean Fuel Fleet
FHWA	Federal Highway Administration
FMA	Federal Maritime Administration
FMVCP	Federal Motor Vehicle Control Program
FONSI	Finding of No Significant Impact
FRA	Federal Railroad Administration
FTA	Federal Transit Administration (formerly UMTA)
GCSPR	Gulf Coast State Planning Region
GIS	Geographic Information Systems
GRH	Guaranteed Ride Home
GSU	Geographic Statistical Unit
HAOS	Houston Area Oxidant Study
HB&T	Houston Belt & Terminal Railroad Company
HBW	Home-Based Work
HC	Hydrocarbons
H-GAC	Houston-Galveston Area Council
H-GRTS	Houston-Galveston Regional Transportation Study
HOT	High Occupancy Toll
HOV	High Occupancy Vehicle
HPMS	Highway Performance Monitoring System
HPR	Highway Planning Research
HRT	Heavy Rail Transit
HUD	U.S. Department of Housing and Urban Development
I/M	Inspection/Maintenance Program (of vehicular emission controls)
IH	Interstate Highway
IMS	Intermodal Management System

IPG	Intermodal Planning Group
ISTEA	Intermodal Surface Transportation Efficiency Act of 1991
ITS	Intelligent Transportation System
IVHS	Intelligent Vehicle Highway System
LEV	Low Emission Vehicle
LMRT	Local Match for Rural Transit
LMT	Local Match for Transit
LNG	Liquified Natural Gas
LOM	Level of Mobility
LOS	Level of Service
LRP	Long Range Transportation Plan
LRT	Light Rail Transit
MCS	Major Corridor Study (replaced MIS—Major Investment Study)
MEC	Major Employment Center
MERC	Mobile Emission Reduction Credit
METRO	Metropolitan Transit Authority of Harris County
MIS	Major Investment Study
MOBIL5a	EPA's Mobile Emissions Factor Model (X=5)
MOBIL6	EPA's Mobile Emissions Factor Model (X=6)
MoSERS	Mobile Source Emissions Reduction Strategy (Methodology for TCM quantification)
MPO	Metropolitan Planning Organization
MTP	Metropolitan Transportation Plan (formerly Long Range Transportation Plan)
MVEB	Motor Vehicle Emissions Budget
NAAQS	National Ambient Air Quality Standards
NAFTA	North American Free Trade Agreement
NARC	National Association of Regional Councils
NASP	National Airport System Plan
NEPA	National Environmental Policy Act
NHS	National Highway System
NHTSA	National Highway Traffic Safety Administration
NOx	Nitrogen Oxide
NPRM	Notice of Proposed Rule Making
O&D	Origin and Destination
O&M	Operation and Maintenance
O3	Ozone
OPD	Overall Program Design - A budgetary document of H-GAC
P&M	Preservation and Maintenance
P&P	Park and Pool
P&R	Park and Ride
PASS	Principal Arterial Street System (TxDOT)
PDP	Project Development Plan now Unified Transportation Program (UTP)
PE	Preliminary Engineering
PI	Public Information
PIP	Public Involvement Plan now Public Participation Plan (PPP)
PL	FHWA Planning Funds
PM	Particulate Matter (suspended solids)

PMS	Pavement Management System
PMSA	Primary Metropolitan Statistical Area
PMT	Personal Miles Traveled (daily or annually)
PPM	Parts Per Million
PPP	Public Participation Plan
PRT	Personal Rapid Transit
PS&E	Plans, Specifications and Estimates
PTF	Pass-Through Financing Agreement
PTMS	Public Transportation Facilities and Equipment Management System
PTN	Division of Public Transportation, TxDOT
PTRA	Port Terminal Railroad Authority
RAP	Reliever Airport Plan
RAQPC	Regional Air Quality Planning Committee
RASP	Regional Airport System Plan
RCAP	Regional Commute Alternatives Program
RCTSS	Regional Computerized Traffic Signalization System
RFP	Request for Proposal
RFQ	Request for Qualification
RMP	Regional Mobility Plan
ROW	Right-of-Way
RSAS	Regional Strategic Arterial System
RSC	Regional Safety Council
RTNA	Regional Transportation Needs Assessment
RTP	Regional Transportation Plan (formerly Metropolitan Transportation Plan)
SAFETEA-LU	Safe, Accountable, Flexible, and Efficient Transportation Equity Act—A Legacy for Users
SH	State Highway
SIP	State Implementation Plan - Required of TCEQ by the EPA through the CAAs of 1972 and 1977. Plan to meet NAAQS by 2007 (for ozone) through controls on all emission sources (includes TCPs)
SMP	Statewide Mobility Program (Build-it Section of TxDOT's UTP)
SMS	Safety Management System
SO2	Sulphur Dioxide
SOV	Single Occupancy Vehicle
SPP	Statewide Preservation Program (Maintain-it Section of TxDOT's UTP)
STEP	Selective Traffic Enforcement Program
STFI	Summary Tape File 1
STIP	Statewide Transportation Improvement Program
STOL	Short Takeoff and Landing Aircraft
STP	Surface Transportation Program
STRAHNET	Strategic Highway Network
TAC	Technical Advisory Committee to the Transportation Policy Council
TACB	Texas Air Control Board (replaced by Texas Natural Resource Conservation Commission)
TAFF	Texas Alternative Fuel Fleet Program
TASP	Texas Airport System Plan
TCAA	Texas Clean Air Act
TCEQ	Texas Commission on Environmental Quality (formerly Texas Natural Resource Conservation

TCMs	Transportation Control Measures
TCP	Transportation Control Plan - As envisioned by the EPA to reduce mobile source emissions enough by 1982 or 1987 to meet NAAQS
TDM	Travel Demand Modeling; also Transportation Demand Management
TDP	Transit Development Program
TEA-21	Transportation Equity Act for the 21st Century (Enacted June 9, 1998)
TERP	Texas Emissions Reduction Plan
THTS	Texas Highway Trunk System
TIGER	Topologically Integrated Geographic Encoding and Referencing
TIP	Transportation Improvement Program
TIRZ	Tax Increment Reinvestment Zone
TMA s	Transportation Management Areas
TMO s	Transportation Management Organizations
TMS/H	Traffic Management System for Highways
TNRCC	Texas Natural Resource Conservation Commission
TOPICS	Traffic Operations to Increase Capacity and Safety
TP&P	Division of Transportation Planning and Programming, TxDOT
TPC	Transportation Policy Council for the Houston-Galveston Transportation Management Area
TPD/Y	Tons per day/year
TPIP	Transportation Public Involvement Plan
TRACS	Texas Review and Comment System
TRC	Texas Railroad Commission
TSM	Transportation Systems Management
TTC	Texas Transportation Commission
TTDP	Texas Travel Demand Package
TTI	Texas Transportation Institute - A division of Texas A&M University
TxDOT	Texas Department of Transportation
UA/UZA	Urbanized Area
UPRR	Union Pacific Railroad
UPWP	Unified Planning Work Program
USDOT	United States Department of Transportation
UTP	Unified Transportation Plan made up of SMP and SPP
UTPS	Urban Transportation Planning System - Computer programs for transportation planning
V/C	Volume to Capacity
VHT	Vehicle Hours Traveled
VMEP	Voluntary Mobile Emissions Reduction Program
VMT	Vehicle Miles Traveled (daily or annually)
VOC	Volatile Organic Compound

This page left blank intentionally.

Appendix G

Public Comments

This page left blank intentionally.

Appendix G — Public Comments

Public Involvement Process for 2011–2014 TIP

The public comment period for the Draft 2011-2014 TIP began on May 25, 2010 and concluded on June 24, 2010. Staff gave nine presentations on the Draft TIP at public meetings in Humble, Houston, Tomball, Katy, Rosenberg, Brazoria, and League City (as shown in Table G-1).

In addition to public meetings, e-mail, and notices, the use of the H-GAC website was available with updated information throughout the TIP development process. The website includes a webpage for the development of the 2008-2011 TIP. This section contains the Draft 2008-2011 TIP documents, as well as information on the TIP Subcommittee, development timeline, frequently asked questions and links to contact H-GAC staff or make public comments.

During the public comment period, staff received 33 comments from citizens and organizations. Those comments have been grouped into main topics.

Grand Parkway (for)

Staff received three comments supporting the Grand Parkway and proposed corrections to project descriptions from Grand Parkway Association.

Response: Staff will review the project descriptions in the Draft 2011-2014 TIP to ensure consistency with proposed scopes of work.

Grand Parkway (against)

Staff received eight comments opposing the Grand Parkway.

Response: The Grand Parkway has been in H-GAC's long-range transportation for more than 20 years. It is a regionally-significant project that is expected to be constructed using local toll authority revenues. At this time additional federal or state participation is unlikely.

Unfunded Roadway Projects

Staff received comments regarding several roadway projects that are not in the Draft 2011-2014 TIP. These projects include US 290, Hempstead Highway, FM 1960, FM 1463 and Katy Gaston in the Katy area; FM 865 in Pearland and SH 146 in Seabrook/Kemah.

Response: Due to projected state and federal funding shortfalls, many roadway projects cannot be funded for implementation at this time. At funding is identified, projects may be added to the TIP at a later date subject to air quality conformity and fiscal constraints.

US 290

Staff received one comment concerning the US 290 FEIS noise issues

Response: Staff will review the comments. TXDOT has previously received these comments.

Schiller Road and SH 6

Staff received a request for a traffic light and left turn lane at the intersection of Schiller Road and State Highway 6.

Response: Staff will forward this request to the TXDOT Houston District for consideration.

Transit

Staff received two comments supporting mass transportation.

Response: The Draft 2011-2014 TIP programs more than \$3 billion in transit projects. The transit projects include construction of the North, East End, Southeast, University and Uptown lines identified in METRO Solutions. In addition, the Draft TIP includes an alternatives analysis for high-capacity transit along the US 90A corridor.

Livable Centers and Bicycle/Pedestrian Projects

Staff received one comment supporting Livable Centers and Bicycle/Pedestrian projects.

Response: The Draft 2011-2014 TIP includes \$39 million for Livable Centers projects and \$62.5 million for bicycle and pedestrian improvements.

These comments were presented to the Transportation Policy Council at its June 25, 2010 meeting for its consideration prior to adoption of the 2011-2014 TIP. All comments received by H-GAC related to specific transportation projects or services will be forwarded to the appropriate local or state agency for its consideration.

TABLE G-1
Public Meetings for the 2011-2014 TIP

June 8 – 4:00-6:00 p.m.	Lake Houston Chamber of Commerce Transportation Committee 110 W. Main Street Humble, TX 77338
June 9 – 11:45 a.m.-1:00 p.m.	West Houston Association Transportation Committee 820 Gessner Road 17 th Floor, Innovation Center Room 2 Houston, TX 77024
June 10 – 8:00-10:00 a.m.	Tomball Chamber of Commerce Transportation & Mobility Committee Chamber Building Board Room, 2 nd Floor 29201 Quinn Road Tomball, TX 77375
June 10 – 11:00 a.m. – Noon	North Houston Association Transportation & Environment Committees Greenspoint Club, Oak Room 16925 Northchase Drive Houston, TX 77060
June 15 – 6:00 – 8:00 p.m.	Katy Chamber of Commerce Transportation & Mobility Committee Merrell Center 301 S. Stadium Lane Katy, TX 77494
June 16 – 8:00 – 9:15 a.m.	Central Fort Bend Chamber Alliance Infrastructure Committee 4120 Avenue H (Hwy 90) Rosenberg, TX 77475
June 16 – 6:00 – 7:00 p.m.	Sweeney and West Columbia Chambers of Commerce Brazoria Civic Center 202 West Smith Street Brazoria, TX 77422
June 17 – 10:00 a.m. – Noon	City of League City Chamber of Commerce Transportation Committee Johnny Alfaro Civic Center 300 West Walker League City, TX 77573
June 17 – 5:30 p.m. – 7:00 p.m.	H-GAC Offices 3555 Timmons Lane 2nd Floor Conference Room A Houston, TX 77027

This page left blank intentionally.

Appendix H

Air Quality Conformity

This page left blank intentionally.

Executive Summary

Milestones and Background

On September 30, 2008, the Federal Highway Administration certified that the Houston-Galveston area's 2035 Metropolitan Transportation Plan (MTP) Update and the 2008-2011 Transportation Improvement Program (TIP) conformed to the requirements of the State Implementation Plan for the Houston-Galveston ozone nonattainment area. The September 30, 2008 conformity finding was established with the *Revisions to the State Implementation Plan for the Control of Ozone Air Pollution, Houston/Galveston/Brazoria Ozone Nonattainment Area* (hereafter referred to as the "RFP SIP"). This SIP did not have an Attainment Demonstration for the 1997 8-hour Ozone standard; it had a Reasonable Further Progress portion to which it was conformed using its 2008 Motor Vehicle Emission Budgets (MVEBs). The EPA found these MVEBs adequate on March 21 2008 and approved them on April 22 2009.

This conformity is necessary to fulfill the need to update the *Regional Transportation Plan* (RTP) and the *Transportation Improvement Program* (TIP). Since the last conformity, a few projects already included in the transportation plan have changed in scope and/or timing. In some cases, the projects were originally modeled incorrectly in the travel demand model analysis for the RTP. Some changes were significant enough to warrant a new conformity determination for the RTP and TIP. Following is the list of all projects that were changed on this conformity determination:

- IH 45N HOV lanes from FM 1960 to LP (loop) 336 S – change milestone year; advance from 2025 to 2019.
 - FM 1960 to FM 2920 (MPO ID# 12725)
 - FM 2920 to Harris/Montgomery county line (MPO ID# 12724)
 - Montgomery county line to SH 242 (MPO ID# 12599)
 - SH 242 to LP 336 S Add new project to database (MPO ID# 14109 & 14628)
- BF (Business Farm to Market Road) 1960 from FM 1960 west of Humble to FM 1960 east of Humble – rescope from added capacity to access management treatments. Modeled under (MPO ID# 53 & 54)
- Allendale Extension: Oaks Rd. and Judy St. – remove project from RTP; local sponsor has withdrawn the project (MPO ID# 13611)
- Little York between Airline and Hardy Toll Road - change from 6 lanes (in 2025 and 2035) to 4 lanes (in 2019, 2025 and 2035). Cancel MPO ID#14590 (6 lanes) from database Modeled under MPO ID#4098.
- Dulles Ave from SH 6 to US 90A – project incorrectly modeled as widening from 4 to 6 lanes; project will reconstruct 4 through lanes and add 2 auxiliary lanes (MPO ID# 11184).

- FM 2234 from FM 521 to SH 288 – modeled as widening to 6 lanes (MPO ID# 12758); project is to widen from 2 to 4 lanes.
- SH 105 Cleveland Bypass – modeled as widening to 6 lanes; project is to widen to 4 lanes in 2025 (MPO ID# 14633)
- SH 105 in Montgomery County – modeled as 6 lanes; project should be 4 lanes; revise limits as Walden Road to Old River Road (0.870 miles) as 6 lanes in 2025 (MPO ID#7704)
- SH 146 modeling has been modified according to project description:
 - From Red Bluff to NASA 1: Widen to 8-lane with GS at major intersections and 4-lane frontage roads (MPO ID# 139)
 - From NASA 1 to Harris/Galveston County line: Widen to 6-lane arterial with 4-lane express lanes (MPO ID# 14632)
 - From Harris/Galveston County line to FM 518: Widen to 6-lane arterial with 4-lane express lanes (MPO ID#13842)
- SH 87 Galveston Ferry Landing to Bolivar Ferry Landing Toll Bridge - remove from RTP (MPO ID#12435 (model), MPO ID#13866 (RTP))
- SH 242 @ IH 45 Direct Connectors - project delayed due to funding shortfall remove from 2009 network (MPO ID#13513)
- FM 646 from IH 45 to FM 517 Widen from 2 to 4 lanes - remove from 2009 network (MPO ID#9708)
- FM 1314 S of Gene Campbell Blvd to 2.6 MI NW of LP 494 Widen to 4 lanes - remove from 2009 network (MPO ID#11558)
- FM 1314 1.0 MI S of SH 242 to S of Gene Campbell Blvd Widen to 4 lanes - remove from 2009 network (MPO ID#496)
- FM 1484 FM 3083 to FM 2432 Widen to 4 lanes - remove from 2009 network (MPO ID#11186)

The new TIP and RTP are scheduled for consideration and approval by the Transportation Policy Council (TPC) in August and by the Federal Highway Administration (FHWA) in September.

Conformity Requirements

The Clean Air Act Amendments of 1990 (CAAA) require transportation plans, programs, and projects in nonattainment areas, which are funded or approved by the FHWA or the Federal Transit Administration (FTA), to conform to the MVEBs established in the SIP. This ensures that transportation plans, programs, and projects do not produce new air quality violations, worsen existing violations, or delay timely attainment of the National Ambient Air Quality Standards (NAAQS). Conformity analysis requirements include:

- Use of the latest planning assumptions
- Analysis based on the latest emission estimation model available
- Interagency consultation, as well as a public involvement process, must be conducted during the analysis (found in Sections 7 and 8, respectively)
- Timely implementation of Transportation Control Measures (TCMs)
- An RTP and TIP that are consistent with the MVEBs established in the applicable SIP
- Include all regionally significant projects expected in the nonattainment area in the RTP and TIP

Regional Inventory

H-GAC conducts regional emission analyses of transportation plans to ensure that these activities are consistent with the air quality goals identified in the RFP SIP. This conformity analysis of the Houston-Galveston-Brazoria (HGB) nonattainment area accounts for emissions resulting from the nonattainment area's transportation plans, including all regionally significant projects and the effects of emission control programs.

Motor Vehicle Emission Budgets

The budgets established in the RFP SIP are as follows:

Table 1: RFP Review Motor Vehicle Emission Budgets

Reasonable Further Progress Budget (tpd)		
<i>Year</i>	<i>NO_x</i>	<i>VOC</i>
2008	186.13	86.77

Source: RFP SIP, TCEQ

These MVEBs represent the maximum allowable amount of emissions that may be produced by on-road sources as a result of the implementation of the RTP and TIP. These budgets are developed based on the emission inventories and the analysis conducted for the development of the RFP SIP and include emission reduction benefits from federal and state control programs.

Conformity Tests

As specified by the Code of Federal Regulations (40 CFR §93.109[c], as amended by 62 FR 43807, Aug. 15, 1997) all ozone nonattainment areas designated moderate and above must pass a motor vehicle emissions budget test if an approved SIP budget exists. The HGB area has been designated as "Severe"

for the 1997 eight-hour standard with an attainment year of 2019. As noted earlier, the budget test must be satisfied using the MVEBs established in the RFP SIP. Specifically, this test is satisfied when emissions of the ozone pollutant's precursors (VOC and NOx) for each analysis year are less than or equal to the MVEBs established in the SIP. For the test, the regional emission analysis may be performed for any years within the timeframe of the transportation plan, provided they are not more than ten years apart, the attainment year (2019) and the plan horizon year (2035). To meet this analysis requirement then, the years 2009, 2019, 2025 and 2035 were selected.

Modeling

Two modeling suites were used in this process in order to obtain total emissions. The Travel Demand Modeling at H-GAC used the EMME/2 model with a special post-mode choice speed model in order to establish the region's total vehicle miles traveled (VMT). The TTI suite of emissions software was used in conjunction with the latest version of EPA's MOBILE6 model to replicate the on-road modeling performed in the SIP and obtain the appropriate emissions factors. The data used in this conformity analysis is consistent with what was used in the SIP, except where more recent planning assumptions have been developed. Total emissions were then calculated by multiplying the VMT by the emission factors for each of the analysis years.

Conformity Analysis Results

The results of this conformity determination show that the *2035 Regional Transportation Plan* and the *2008-2011 Transportation Improvement Program* for the HGB Transportation Management Area meet the requirements of the SIP for the Houston-Galveston ozone nonattainment area, as submitted to EPA on May 30, 2007, and in accordance with the Clean Air Act (42 U.S.C. 7504, 7506 (c) and (d)), as amended on November 15, 1990, and the final conformity rule (40 CFR Parts 51 and 93).

Table 2: Conformity Analysis Summary

Analysis Year	VOC Emissions (tons/day)	VOC Budget (tons/day)	NOx Emissions (tons/day)	NOx Budget (tons/day)
2009	78.74	86.77	154.32	186.13
2019	46.14	86.77	50.09	186.13
2025	42.65	86.77	39.70	186.13
2035	51.03	86.77	43.05	186.13

Figure 1: VOC Emissions Summary

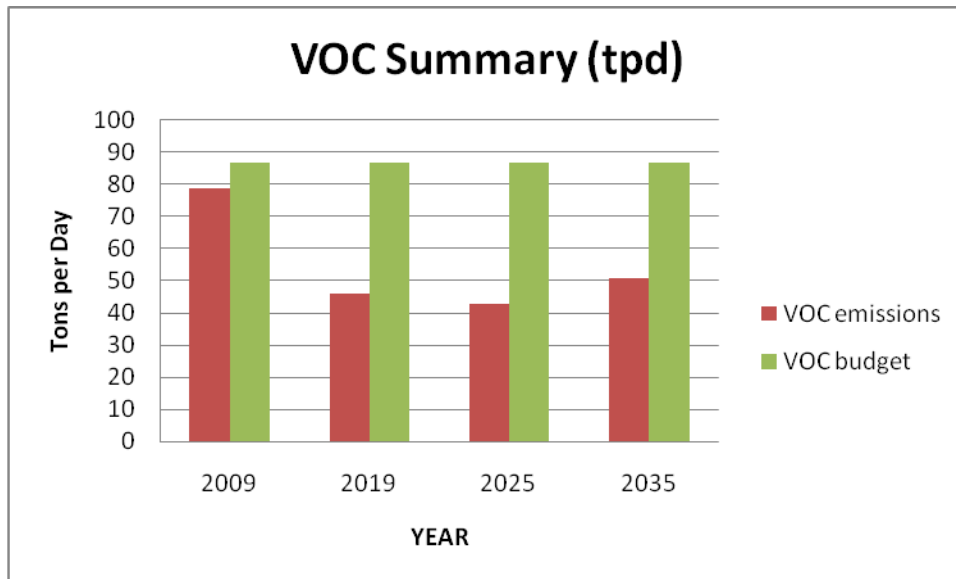
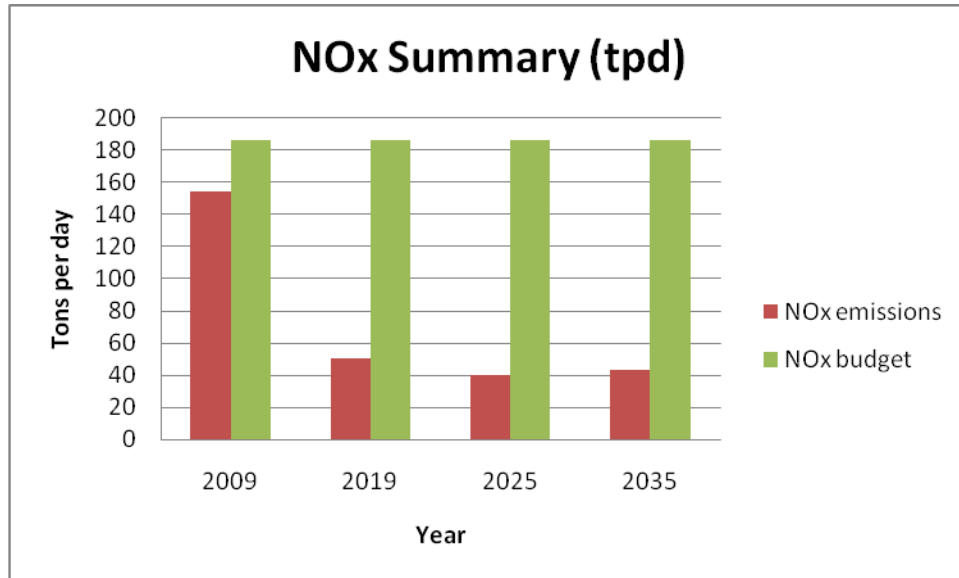


Figure 2: NOx Emission Summary




Background Information on Conformity

More information on what conformity is and the regulations that apply to it can be found at: <http://www.fhwa.dot.gov/environment/conform.htm>. This conformity determination involved a pre-analysis review discussion with the review agencies (Section 7) and a public comment period (Section 8).

Appendix 1

Conformity Endorsements/Resolutions



Resolution

NO. 2035-21-RTP

CERTIFYING THAT THE 2035 REGIONAL TRANSPORTATION PLAN AND THE 2008-2011 TRANSPORTATION IMPROVEMENT PROGRAM ARE IN CONFORMITY WITH THE CLEAN AIR ACT OF 1990, AS AMENDED, AND THE SAFE, ACCOUNTABLE, FLEXIBLE AND EFFICIENT TRANSPORTATION EQUITY ACT – A LEGACY FOR USERS OF 2005.

WHEREAS, it has become necessary to certify that the 2035 Regional Transportation Plan and the 2008-2011 Transportation Improvement Program were found to be in conformity for VOC and NO_x motor vehicle emissions budgets contained in *Revisions to the State Implementation Plan for the Control of Ozone Air Pollution, Houston/Galveston/Brazoria Ozone Nonattainment Area*; and

WHEREAS, the 2035 Regional Transportation Plan (RTP) and the 2008-2011 Transportation Improvement Program (TIP) have met the requirements set forth in the Conformity State Implementation Plan issued jointly by the U.S. Department of Transportation and the Environmental Protection Agency (EPA); and

WHEREAS, vehicle emissions estimates resulting from the implementation of the transportation facility and service improvements recommended in the 2035 Regional Transportation Plan and the 2008-2011 Transportation Improvement Program provide for expeditious implementation of transportation control measures in its applicable implementation plan; and

WHEREAS, the 2035 Regional Transportation Plan and the 2008-2011 Transportation Improvement Program contribute to annual emissions reductions consistent with Sections 182 (b)(1) and 187 (a)(7) of the Clean Air Act, as amended; and

WHEREAS, implementation of the transportation facilities and services recommended in the 2035 Regional Transportation Plan Update and the 2008-2011 Transportation Improvement Program would result in lower total vehicle emissions than the 1990 base year emissions and the motor vehicles emissions budget (MVEB); and


**TPC Agenda Item 7
Mailout - 08/21/09**


NOW THEREFORE, be it resolved by the Transportation Policy Council for the Houston-Galveston Transportation Management Area that the 2035 Regional Transportation Plan and the 2008-2011 Transportation Improvement Program are in conformity with the 1990 U.S. Clean Air Act as amended, and the Safe Accountable Flexible and Efficient Transportation Equity Act – A Legacy for Users of 2005.

PASSED AND APPROVED this 28th day of August 2009 at a regularly scheduled meeting of the Transportation Policy Council for the Houston-Galveston Transportation Management Area.

APPROVED:

ATTEST:


James Patterson, Chairman
Transportation Policy Council


Tom Reid, Secretary
Transportation Policy Council



U.S. DEPARTMENT OF TRANSPORTATION
FEDERAL TRANSIT ADMINISTRATION **FEDERAL HIGHWAY ADMINISTRATION**
819 TAYLOR STREET, ROOM 8A36 **300 E. 8TH STREET, ROOM 826**
FORT WORTH, TEXAS 76102-9003 **AUSTIN, TEXAS 78701-3255**

November 13, 2009

Refer to: HPP-TX

Houston-Galveston FY 2008-2011 Transportation
Improvement Program and 2035 Regional
Transportation Plan Amendments
Conformity Determination

Mr. Amadeo Saenz Jr., P.E.
Executive Director
Texas Department of Transportation
125 E. 11th Street
Austin, Texas 78701

Dear Mr. Saenz:

We have reviewed the documentation supporting the transportation conformity determination for the 2009 amendments to the Houston-Galveston Area Council's (H-GAC) 2035 Regional Transportation Plan (RTP) and the FY 2008-2011 Transportation Improvement Program (TIP), adopted by H-GAC's Transportation Policy Council on August 28, 2009. Based upon our review and consultation with the U.S. Environmental Protection Agency (EPA), the Texas Commission on Environmental Quality (TCEQ), and the Texas Department of Transportation (TxDOT), we hereby find that subject to the enclosed, the amendments to the 2035 RTP and FY 2008-2011 TIP meet all the requirements for making a joint conformity determination under the Clean Air Act Amendments of 1990. In their letters of October 27, 2009, November 4, 2009, and November 9, 2009, TCEQ, EPA and TxDOT, respectively, indicate that they have no unresolved issues concerning this conformity determination. The conformity determination and procedures used to make this determination are in accordance with the provisions of the transportation conformity rule (40 CFR Parts 51 and 93), dated August 15, 1997, as amended.

The Federal Highway Administration (FHWA) acts as executive agent for the Federal Transit Administration (FTA) on Plan and TIP air quality conformity determinations. Accordingly, this letter will serve as the joint FHWA/FTA conformity determination. Please provide copies of this joint FHWA/FTA conformity determination to H-GAC, the Metropolitan Transit Authority of Harris County (METRO), Island Transit and TCEQ.




Mr. Amadeo Saenz, Jr.
November 13, 2009
Page 2

2

Please note that this action does not restart the Houston-Galveston area's four-year RTP and corresponding conformity determination update cycle. Should you have any questions concerning this action, please contact Mr. Jose Campos at (512) 536-5932.

Sincerely,



Janice Weingart Brown
Division Administrator

Enclosure

cc: Peggy Crist, FTA-Region 6
Laura Wallace, FTA-Region 6
Jeff Riley, US EPA-Region 6

ENCLOSURE

- **SH 105 Cleveland Bypass:** The amended 2035 RTP project listing includes projects ID numbers 12007 and 14633. It is noted that the project location and limits indicated in the amended 2035 RTP project listing for these projects is the same. However, it is understood the correct location and limits for project ID number 12007 is the SH 105 Cleveland Bypass, between SH 105 West of Cleveland and SH 321 East of Cleveland. This project location and limits is consistent with the transportation modeling used to conduct the regional emissions analysis for the amendments to the 2035 RTP and FY 2008-2011 TIP. H-GAC has determined that a formal revision to the 2035 RTP to correct the discrepancy in the project location and limits for ID number 12007 is required and has initiated this process. This revision to the 2035 RTP will need to be completed prior to further federal action (e.g., final NEPA document action, project authorization, etc.) concerning project ID 12007.

Appendix J

Statewide Programs

This page left blank intentionally.

Appendix J — Statewide Programs

Statewide Programs

In cooperation with the Federal Highway Administration, TxDOT developed statewide programs identified by statewide CSJs to maximize the provisions for grouping projects that are not determined to be regionally significant in one line item, as allowed for in Title 23 USC Section 135 Statewide Planning. A table of the eligible funding categories and corresponding statewide CSJs can be found in **Table J-1**.

The use of statewide CSJs for these categories will provide a more efficient method of programming and letting projects, and decrease the necessity for TIP/STIP revisions. It is important to note that non-attainment areas will not have any added capacity projects, phases of added capacity projects, or CMAQ projects funded under statewide CSJs. It is important to note that due to the use or reference of statewide CSJs, some TxDOT districts list only a few projects individually, and therefore show a zero dollar amount on their corresponding financial summary.

TABLE J-1
2011-2014 TRANSPORTATION IMPROVEMENT PROGRAM
STATEWIDE CSJs

CSJ	STATEWIDE PROGRAM	DEFINITION
5000-00-916	Bicycle and Pedestrian	Construction or rehabilitation of bicycle and pedestrian lanes, paths and facilities.
5000-00-953	Bridge Replacement and Rehabilitation	Projects to replace and/or rehabilitate functionally obsolete or structurally deficient bridges.
5800-00-915	Intelligent Transportation Systems Deployment	Highway traffic operation improvement projects including the installation of ramp metering control devices, variable message signs, traffic monitoring equipment and projects in the Federal ITS/IVHS programs.
5000-00-956 5000-00-915	Landscaping	Project consisting of typical right-of-way landscape development, establishment and aesthetic improvements to include any associated erosion control and environmental mitigation activities.
5000-00-950	PE – Preliminary Engineering	Preliminary Engineering for any project that is not added capacity in a non-attainment area. Includes activities which do not involve or lead directly to construction such as planning and technical studies, grants for training and research programs.
5000-00-952 5000-00-957 5000-00-958	Preventive Maintenance and Rehabilitation	Projects to include pavement repair to preserve existing pavement so that it may achieve its designed loading. Includes seal coats, overlays, resurfacing, restoration and rehabilitation done with existing ROW. Also includes modernization of a highway by reconstruction, adding shoulders or adding auxiliary lanes (e.g., parking, weaving, turning, climbing, non-added capacity).
5000-00-954	Railroad Grade Separations	Projects to construct or replace existing highway-railroad grade crossings and to rehabilitate and/or replace deficient railroad underpasses, resulting in no added capacity.
5000-00-951	Right of Way Acquisition	Right of Way acquisition for any project that is not added capacity in a non-attainment area. Includes relocation assistance, hardship acquisition and protective buying.
5800-00-950	Safety	Projects to include the construction or replacement/rehabilitation of guard rails, median barriers, crash cushions, pavement markings, skid treatments, medians, lighting improvements, railroad/highway crossing warning devices, fencing, intersection improvements (e.g., turn lanes), signalization projects and interchange modifications. Also includes projects funded via the Federal Hazard Elimination Program and the Federal Railroad Signal Safety Program.
5000-00-917	Safety Rest Areas and Truck Weigh Stations	Construction and improvement of rest areas and truck weigh stations.
5000-00-918	Transit Improvements	Projects include the construction and improvement of small passenger shelters and information kiosks. Also includes the construction and improvement of rail storage maintenance facilities bus transfer facilities where minor amounts of additional land are required and there is not a substantial increase in the number of users.

Organization of this Appendix

Appendix J of the 2011-2014 TIP contains the project listing that identifies individual projects for the Statewide Programs in the TIP. This project listing is separated by each statewide program then sorted by the street name/highway name then the project limits. The details of each project are explained in **Table J-2**.

TABLE J-2
2011-2014 TRANSPORTATION IMPROVEMENT PROGRAM
APPENDIX J ORGANIZATION

County	County were the project is located.
MPO ID	Sequential number given to all projects used for identification by H-GAC that corresponds to the GIS and modeling networks and RTP.
CSJ Number	The Control Section Job Number is TxDOT's statewide system for identifying a highway project on the state system with the control being the most general and section and job breakdown being more specific as to location. The CSJ is a unique identifying nine-digit number for a project.
Sponsor ID	Number sponsor assigns their projects such as a Capital Improvement Program (CIP) number.
Let Date	Estimated date for project to be let to contract.
Sponsor	Sponsor Agency usually the agency submitting project and providing matching funds.
Street	Street/Highway where project is located. If project is not located on a specific facility then VA or N/A is listed for street.
From Limit	Beginning limit of the project.
To Limit	Ending limit of the project.
Project Description	Scope of work or description of project as submitted by the sponsor.
Phases	A code to indicate the project's phase in the TIP/STIP. Valid codes are "C" = Construction, "E" = Preliminary Engineering, "R" = Right-of-Way and "T" = Transfer of funds.
Funding	The source of funds: See Appendix C for detailed descriptions of funding categories.
Federal	Federal funds programmed for that funding category
State	State funds programmed for that funding category
Local	Local funds programmed for that funding category (match)
Total	Amount programmed for that funding category
Project Totals:	
Federal	Total Federal funds programmed for the project
State	Total State funds programmed for the project
Local	Total Local funds programmed for the project
Total	Total programmed for the project

2011-2014 Transportation Improvement Program Appendix J (Constrained Statewide) Funding Summary

Funding Category	FY 2011	FY 2012	FY 2013	FY 2014	Grand Total
1-PREV-M	\$56,281,439	\$89,055,344	\$102,895,898	\$79,517,000	\$327,749,681
2-METRO-TMA	\$ ---	\$4,759,040	\$ ---	\$ ---	\$4,759,040
6-BRIDGE	\$39,378,686	\$4,792,000	\$20,728,207	\$50,261,032	\$115,159,925
7-STP-MM	\$2,610,010	\$ ---	\$ ---	\$ ---	\$2,610,010
8-SAFE	\$2,724,528	\$9,377,060	\$5,218,281	\$2,361,205	\$19,681,074
10-MISC	\$10,359,025	\$135,000	\$ ---	\$320,474	\$10,814,499
11-ST DIST DISC	\$1,040,000	\$ ---	\$373,454	\$ ---	\$1,413,454
12-STRATEGIC	\$ ---	\$800,000	\$ ---	\$ ---	\$800,000
Local Contribution	\$1,293,672	\$ ---	\$ ---	\$5,879,775	\$7,173,447
Grand Totals	\$113,687,360	\$108,918,444	\$129,215,840	\$138,339,486	\$490,161,130

Funding Category	Federal	State	Local	Grand Total
1-PREV-M	\$228,129,852	\$99,619,829	\$ ---	\$327,749,681
2-METRO-TMA	\$3,807,232	\$951,808	\$ ---	\$4,759,040
6-BRIDGE	\$92,127,537	\$22,737,682	\$294,706	\$115,159,925
7-STP-MM	\$2,088,008	\$522,002	\$ ---	\$2,610,010
8-SAFE	\$17,808,313	\$1,853,492	\$19,269	\$19,681,074
10-MISC	\$7,000,969	\$987,000	\$2,826,530	\$10,814,499
11-ST DIST DISC	\$1,130,763	\$282,691	\$ ---	\$1,413,454
12-STRATEGIC	\$640,000	\$160,000	\$ ---	\$800,000
Local Contribution	\$ ---	\$ ---	\$7,173,447	\$7,173,447
Grand Totals	\$352,732,674	\$127,114,504	\$10,313,952	\$490,161,130

**HOUSTON-GALVESTON MPO
2011-2014 TRANSPORTATION IMPROVEMENT PROGRAM
BICYCLE AND PEDESTRIAN FY2011 PROJECTS**

TXDOT DISTRICT: HOUSTON

Grouped by District, Statewide Program, Fiscal Year and Sorted by Street and CSJ Number

COUNTY	SPONSOR	PROJECT DESCRIPTION
CSJ NUMBER	STREET	
MPO ID	FROM LIMIT	
SPONSOR ID	TO LIMIT	
PHASE	LET DATE	

HARRIS	CITY OF HOUSTON	CONSTRUCT PEDESTRIAN TRAIL
0912-70-010	ALIEF COMMUNITY PARK	
13534		

C 3/1/2011

Total Project Cost Information:		Year of Expenditure (YOE) Project Cost Information:				
		Fund Cat	Federal	State	Local	Total
Preliminary Engineering	\$13,232	10	\$259,655	---	---	\$259,655
ROW Purchase:	\$13,502	LOCAL CONT	---	---	\$10,386	\$10,386
Construction Engineering:	\$24,304	YOE Cost:	\$259,655	---	\$10,386	\$270,041
Construction Cost:	\$270,041					
Contingencies:	\$27,004					
Indirect Costs:	\$13,718					
Total Project Cost	\$361,801					

BRAZORIA	TXDOT HOUSTON DISTRICT	MEDIAN, SIDEWALK REPAIR AND SPECIAL PAVING
0179-02-082	SH 35	
14755	S OF FM 1301	
	E OF 14TH STREET IN WEST COLUMBIA	

C 12/1/2010

Total Project Cost Information:		Year of Expenditure (YOE) Project Cost Information:				
		Fund Cat	Federal	State	Local	Total
Preliminary Engineering	\$50,960	11	\$832,000	\$208,000	---	\$1,040,000
ROW Purchase:	\$260,000	YOE Cost:	\$832,000	\$208,000	---	\$1,040,000
Construction Engineering:	\$62,400					
Construction Cost:	\$1,040,000					
Contingencies:	\$104,000					
Indirect Costs:	\$52,832					
Total Project Cost	\$1,570,192					

HARRIS	CITY OF HOUSTON	CONSTRUCT PEDESTRIAN/BICYCLE TRAIL
0912-72-067	SUNNYSIDE AREA HIKE & BIKE TRAIL	
13526	IN SCOTTCREST PARK	
F-0630-01-2		

C 3/1/2011

Total Project Cost Information:		Year of Expenditure (YOE) Project Cost Information:				
		Fund Cat	Federal	State	Local	Total
Preliminary Engineering	\$38,337	10	\$600,885	---	\$150,221	\$751,106
ROW Purchase:	\$39,120	LOCAL CONT	---	---	\$31,286	\$31,286
Construction Engineering:	\$70,415	YOE Cost:	\$600,885	---	\$181,507	\$782,392
Construction Cost:	\$782,392					
Contingencies:	\$78,239					
Indirect Costs:	\$39,746					
Total Project Cost	\$1,048,249					

**HOUSTON-GALVESTON MPO
2011-2014 TRANSPORTATION IMPROVEMENT PROGRAM
BRIDGE REPLACEMENT AND REHABILITATION FY2011 PROJECTS**

COUNTY	SPONSOR	TXDOT DISTRICT: HOUSTON Grouped by District, Statewide Program, Fiscal Year and Sorted by Street and CSJ Number
CSJ NUMBER	STREET	
MPO ID	FROM LIMIT	
SPONSOR ID	TO LIMIT	
PHASE	LET DATE	

BRAZORIA	TXDOT HOUSTON DISTRICT	REPLACE BRIDGE (NBI# 12020AA0570001)
0912-31-167	ARNOLD RD	
13921	AT S. FORK MARYS CREEK	

C 10/1/2010

Total Project Cost Information:		Year of Expenditure (YOE) Project Cost Information:				
		Fund Cat	Federal	State	Local	Total
Preliminary Engineering	\$17,052					
ROW Purchase:	\$17,400					
Construction Engineering:	\$31,320	6	\$278,400	\$69,600	---	\$348,000
Construction Cost:	\$348,000	YOE Cost:	\$278,400	\$69,600	---	\$348,000
Contingencies:	\$34,800					
Indirect Costs:	\$17,678					
Total Project Cost	\$466,250					

GALVESTON	TXDOT HOUSTON DISTRICT	REPLACE BRIDGE (NBI# 12085AA0017001)
0912-73-119	BAY ST	
14008	AT LAGOON	

C 10/1/2010

Total Project Cost Information:		Year of Expenditure (YOE) Project Cost Information:				
		Fund Cat	Federal	State	Local	Total
Preliminary Engineering	\$28,910					
ROW Purchase:	\$29,500					
Construction Engineering:	\$53,100	6	\$472,000	\$118,000	---	\$590,000
Construction Cost:	\$590,000	YOE Cost:	\$472,000	\$118,000	---	\$590,000
Contingencies:	\$59,000					
Indirect Costs:	\$29,972					
Total Project Cost	\$790,482					

GALVESTON	TXDOT HOUSTON DISTRICT	REPLACE BRIDGE AND APPROACHES
0912-73-113	BIRCH ST	
11337	AT CLEAR LAKE SHORE CANAL	

C 2/1/2011

Total Project Cost Information:		Year of Expenditure (YOE) Project Cost Information:				
		Fund Cat	Federal	State	Local	Total
Preliminary Engineering	\$23,340					
ROW Purchase:	\$23,816					
Construction Engineering:	\$42,869	6	\$381,056	\$95,264	---	\$476,320
Construction Cost:	\$476,320	YOE Cost:	\$381,056	\$95,264	---	\$476,320
Contingencies:	\$47,632					
Indirect Costs:	\$24,197					
Total Project Cost	\$638,174					

HARRIS	TXDOT HOUSTON DISTRICT	REPLACE BRIDGE AND APPROACHES
0912-71-076	CONGRESS AVE	
11332	SMITH ST	
	LOUISIANA ST	

C 8/1/2010

Total Project Cost Information:		Year of Expenditure (YOE) Project Cost Information:				
		Fund Cat	Federal	State	Local	Total
Preliminary Engineering	\$150,171					
ROW Purchase:	\$153,236					
Construction Engineering:	\$183,883	6	\$2,451,772	\$612,943	---	\$3,064,715
Construction Cost:	\$3,064,715	YOE Cost:	\$2,451,772	\$612,943	---	\$3,064,715
Contingencies:	\$306,472					
Indirect Costs:	\$155,688					
Total Project Cost	\$4,014,164					

**HOUSTON-GALVESTON MPO
2011-2014 TRANSPORTATION IMPROVEMENT PROGRAM
BRIDGE REPLACEMENT AND REHABILITATION FY2011 PROJECTS**

COUNTY	SPONSOR	TXDOT DISTRICT: HOUSTON Grouped by District, Statewide Program, Fiscal Year and Sorted by Street and CSJ Number
CSJ NUMBER	STREET	
MPO ID	FROM LIMIT	
SPONSOR ID	TO LIMIT	
PHASE	LET DATE	

BRAZORIA	TXDOT HOUSTON DISTRICT	REPLACE BRIDGE (NBI# 12020M00385001)
0912-31-197	CR 105	
13944	AT HICKORY SLOUGH	
C	11/1/2010	

Total Project Cost Information:		Year of Expenditure (YOE) Project Cost Information:				
		Fund Cat	Federal	State	Local	Total
Preliminary Engineering	\$17,052					
ROW Purchase:	\$17,400					
Construction Engineering:	\$31,320	6	\$278,400	\$69,600	---	\$348,000
Construction Cost:	\$348,000	YOE Cost:	\$278,400	\$69,600	---	\$348,000
Contingencies:	\$34,800					
Indirect Costs:	\$17,678					
Total Project Cost	\$466,250					

BRAZORIA	TXDOT HOUSTON DISTRICT	REPLACE BRIDGE (NBI# 12020AA0707003)
0912-31-172	CR 144	
13926	AT DRAINAGE DITCH	
C	10/1/2010	

Total Project Cost Information:		Year of Expenditure (YOE) Project Cost Information:				
		Fund Cat	Federal	State	Local	Total
Preliminary Engineering	\$19,600					
ROW Purchase:	\$20,000					
Construction Engineering:	\$36,000	6	\$320,000	\$80,000	---	\$400,000
Construction Cost:	\$400,000	YOE Cost:	\$320,000	\$80,000	---	\$400,000
Contingencies:	\$40,000					
Indirect Costs:	\$20,320					
Total Project Cost	\$535,920					

BRAZORIA	TXDOT HOUSTON DISTRICT	REPLACE BRIDGE (NBI# 12020AA0707002)
0912-31-171	CR 541	
13925	AT CHIGGER CREEK	
C	10/1/2010	

Total Project Cost Information:		Year of Expenditure (YOE) Project Cost Information:				
		Fund Cat	Federal	State	Local	Total
Preliminary Engineering	\$20,580					
ROW Purchase:	\$21,000					
Construction Engineering:	\$37,800	6	\$336,000	\$84,000	---	\$420,000
Construction Cost:	\$420,000	YOE Cost:	\$336,000	\$84,000	---	\$420,000
Contingencies:	\$42,000					
Indirect Costs:	\$21,336					
Total Project Cost	\$562,716					

MONTGOMERY	TXDOT HOUSTON DISTRICT	REPLACE BRIDGE (NBI# 12170AA1164047)
0912-37-185	CRIGHTON RD	
13979	AT STEWARTS CREEK	
C	12/1/2010	

Total Project Cost Information:		Year of Expenditure (YOE) Project Cost Information:				
		Fund Cat	Federal	State	Local	Total
Preliminary Engineering	\$26,964					
ROW Purchase:	\$27,514					
Construction Engineering:	\$49,526	6	\$440,228	\$110,057	---	\$550,285
Construction Cost:	\$550,285	YOE Cost:	\$440,228	\$110,057	---	\$550,285
Contingencies:	\$55,029					
Indirect Costs:	\$27,954					
Total Project Cost	\$737,272					

**HOUSTON-GALVESTON MPO
2011-2014 TRANSPORTATION IMPROVEMENT PROGRAM
BRIDGE REPLACEMENT AND REHABILITATION FY2011 PROJECTS**

COUNTY	SPONSOR	TXDOT DISTRICT: HOUSTON Grouped by District, Statewide Program, Fiscal Year and Sorted by Street and CSJ Number
CSJ NUMBER	STREET	
MPO ID	FROM LIMIT	
SPONSOR ID	TO LIMIT	
PHASE	LET DATE	

HARRIS	TXDOT HOUSTON DISTRICT	REPLACE BRIDGE AND APPROACHES
0912-72-001	EL CAMINO REAL	
11333	AT COW BYU/CAN	

C 9/1/2010

Total Project Cost Information:		Year of Expenditure (YOE) Project Cost Information:				
		Fund Cat	Federal	State	Local	Total
Preliminary Engineering	\$76,440					
ROW Purchase:	\$78,000					
Construction Engineering:	\$93,600	6	\$1,248,000	\$312,000	---	\$1,560,000
Construction Cost:	\$1,560,000	YOE Cost:	\$1,248,000	\$312,000	---	\$1,560,000
Contingencies:	\$156,000					
Indirect Costs:	\$79,248					
Total Project Cost	\$2,043,288					

HARRIS	TXDOT HOUSTON DISTRICT	REPLACE BRIDGE (NBI# 12102B20595001)
0912-72-126	GROESCHKE RD	
13999	AT MAYDE CREEK	

C 10/1/2010

Total Project Cost Information:		Year of Expenditure (YOE) Project Cost Information:				
		Fund Cat	Federal	State	Local	Total
Preliminary Engineering	\$17,945					
ROW Purchase:	\$18,312					
Construction Engineering:	\$32,961	6	\$292,986	\$73,247	---	\$366,233
Construction Cost:	\$366,233	YOE Cost:	\$292,986	\$73,247	---	\$366,233
Contingencies:	\$36,623					
Indirect Costs:	\$18,605					
Total Project Cost	\$490,679					

FORT BEND	TXDOT HOUSTON DISTRICT	REPLACE BRIDGE (NBI# 12080AA0958001)
0912-34-136	GUTTENBERGER RD	
13972	AT SNAKE CREEK TRIB	

C 10/1/2010

Total Project Cost Information:		Year of Expenditure (YOE) Project Cost Information:				
		Fund Cat	Federal	State	Local	Total
Preliminary Engineering	\$11,809					
ROW Purchase:	\$12,050					
Construction Engineering:	\$21,690	6	\$192,800	\$48,200	---	\$241,000
Construction Cost:	\$241,000	YOE Cost:	\$192,800	\$48,200	---	\$241,000
Contingencies:	\$24,100					
Indirect Costs:	\$12,243					
Total Project Cost	\$322,892					

BRAZORIA	TXDOT HOUSTON DISTRICT	REPLACE BRIDGE (NBI# 12020M01095001)
0912-31-198	HATFIELD RD	
13945	AT HICKORY SLOUGH	

C 11/1/2010

Total Project Cost Information:		Year of Expenditure (YOE) Project Cost Information:				
		Fund Cat	Federal	State	Local	Total
Preliminary Engineering	\$19,943					
ROW Purchase:	\$20,350					
Construction Engineering:	\$36,630	6	\$325,600	\$81,400	---	\$407,000
Construction Cost:	\$407,000	YOE Cost:	\$325,600	\$81,400	---	\$407,000
Contingencies:	\$40,700					
Indirect Costs:	\$20,676					
Total Project Cost	\$545,299					

**HOUSTON-GALVESTON MPO
2011-2014 TRANSPORTATION IMPROVEMENT PROGRAM
BRIDGE REPLACEMENT AND REHABILITATION FY2011 PROJECTS**

COUNTY	SPONSOR	TXDOT DISTRICT: HOUSTON Grouped by District, Statewide Program, Fiscal Year and Sorted by Street and CSJ Number
CSJ NUMBER	STREET	
MPO ID	FROM LIMIT	
SPONSOR ID	TO LIMIT	
PHASE	LET DATE	

HARRIS	TXDOT HOUSTON DISTRICT	REPLACE BRIDGE (NBI# 12102AA0233001)
0912-72-057	HEGAR RD	
13992	AT SPRING CREEK	

C 10/1/2010

Total Project Cost Information:		Year of Expenditure (YOE) Project Cost Information:				
		Fund Cat	Federal	State	Local	Total
Preliminary Engineering	\$31,827					
ROW Purchase:	\$32,476					
Construction Engineering:	\$58,458	6	\$519,623	---	\$129,906	\$649,529
Construction Cost:	\$649,529	YOE Cost:	\$519,623	---	\$129,906	\$649,529
Contingencies:	\$64,953					
Indirect Costs:	\$32,996					
Total Project Cost	\$870,239					

HARRIS	TXDOT HOUSTON DISTRICT	REHABILITATE BRIDGE AND APPROACHES
0271-14-209	IH 610	
11242	IH 610 WB FR AT WHITE OAK BAYOU	

C 5/1/2011

Total Project Cost Information:		Year of Expenditure (YOE) Project Cost Information:				
		Fund Cat	Federal	State	Local	Total
Preliminary Engineering	\$63,742					
ROW Purchase:	\$65,043					
Construction Engineering:	\$78,052	7	\$1,040,693	\$260,173	---	\$1,300,866
Construction Cost:	\$1,300,866	YOE Cost:	\$1,040,693	\$260,173	---	\$1,300,866
Contingencies:	\$130,087					
Indirect Costs:	\$66,084					
Total Project Cost	\$1,703,874					

HARRIS	TXDOT HOUSTON DISTRICT	REHABILITATE BRIDGE AND APPROACHES
0271-14-210	IH 610	
11243	IH 610 EB FR AT WHITE OAK BAYOU	

C 5/1/2011

Total Project Cost Information:		Year of Expenditure (YOE) Project Cost Information:				
		Fund Cat	Federal	State	Local	Total
Preliminary Engineering	\$64,148					
ROW Purchase:	\$65,457					
Construction Engineering:	\$78,549	7	\$1,047,315	\$261,829	---	\$1,309,144
Construction Cost:	\$1,309,144	YOE Cost:	\$1,047,315	\$261,829	---	\$1,309,144
Contingencies:	\$130,914					
Indirect Costs:	\$66,505					
Total Project Cost	\$1,714,717					

BRAZORIA	TXDOT HOUSTON DISTRICT	REPLACE BRIDGE (NBI# 12020M00367001)
0912-31-207	MILLER RANCH RD	
13953	AT HICKORY SLOUGH	

C 10/1/2010

Total Project Cost Information:		Year of Expenditure (YOE) Project Cost Information:				
		Fund Cat	Federal	State	Local	Total
Preliminary Engineering	\$12,005					
ROW Purchase:	\$12,250					
Construction Engineering:	\$22,050	6	\$196,000	\$49,000	---	\$245,000
Construction Cost:	\$245,000	YOE Cost:	\$196,000	\$49,000	---	\$245,000
Contingencies:	\$24,500					
Indirect Costs:	\$12,446					
Total Project Cost	\$328,251					

**HOUSTON-GALVESTON MPO
2011-2014 TRANSPORTATION IMPROVEMENT PROGRAM
BRIDGE REPLACEMENT AND REHABILITATION FY2011 PROJECTS**

COUNTY	SPONSOR	TXDOT DISTRICT: HOUSTON Grouped by District, Statewide Program, Fiscal Year and Sorted by Street and CSJ Number
CSJ NUMBER	STREET	
MPO ID	FROM LIMIT	
SPONSOR ID	TO LIMIT	
PHASE	LET DATE	

BRAZORIA	TXDOT HOUSTON DISTRICT	REPLACE BRIDGE (NBI# 12020M01820001)
0912-31-208	O'DAY ROAD	
13954	AT HICKORY SLOUGH	
C	10/1/2010	

Total Project Cost Information:		Year of Expenditure (YOE) Project Cost Information:				
		Fund Cat	Federal	State	Local	Total
Preliminary Engineering	\$17,493					
ROW Purchase:	\$17,850					
Construction Engineering:	\$32,130	6	\$285,600	\$71,400	---	\$357,000
Construction Cost:	\$357,000	YOE Cost:	\$285,600	\$71,400	---	\$357,000
Contingencies:	\$35,700					
Indirect Costs:	\$18,136					
Total Project Cost	\$478,309					

BRAZORIA	TXDOT HOUSTON DISTRICT	REPLACE BRIDGE AND APPROACHES
0912-31-130	OLD ALVIN RD	
7161	AT HICKORY SLOUGH	
C	10/1/2010	

Total Project Cost Information:		Year of Expenditure (YOE) Project Cost Information:				
		Fund Cat	Federal	State	Local	Total
Preliminary Engineering	\$38,710					
ROW Purchase:	\$39,500					
Construction Engineering:	\$71,100	6	\$632,001	\$158,000	---	\$790,001
Construction Cost:	\$790,001	YOE Cost:	\$632,001	\$158,000	---	\$790,001
Contingencies:	\$79,000					
Indirect Costs:	\$40,132					
Total Project Cost	\$1,058,443					

GALVESTON	TXDOT HOUSTON DISTRICT	REHABILITATE BRIDGE
0912-73-117	SEAWOLF PKWY	
14007	AT PELICAN ISLAND CHNL	
C	11/1/2010	

Total Project Cost Information:		Year of Expenditure (YOE) Project Cost Information:				
		Fund Cat	Federal	State	Local	Total
Preliminary Engineering	\$251,742					
ROW Purchase:	\$256,880					
Construction Engineering:	\$256,880	6	\$4,110,080	\$1,027,520	---	\$5,137,600
Construction Cost:	\$5,137,600	YOE Cost:	\$4,110,080	\$1,027,520	---	\$5,137,600
Contingencies:	\$513,760					
Indirect Costs:	\$260,990					
Total Project Cost	\$6,677,852					

BRAZORIA	BRAZORIA COUNTY	REHABILITATE BRIDGE AND APPROACHES (NON-LET)
1524-01-076	SH 332	
15238	AT BRAZOS RIVER AND FM 521	
C	8/1/2011	

Total Project Cost Information:		Year of Expenditure (YOE) Project Cost Information:				
		Fund Cat	Federal	State	Local	Total
Preliminary Engineering	\$24,010					
ROW Purchase:	\$24,500					
Construction Engineering:	\$44,100	6	\$392,000	\$98,000	---	\$490,000
Construction Cost:	\$490,000	YOE Cost:	\$392,000	\$98,000	---	\$490,000
Contingencies:	\$49,000					
Indirect Costs:	\$24,892					
Total Project Cost	\$656,502					

**HOUSTON-GALVESTON MPO
2011-2014 TRANSPORTATION IMPROVEMENT PROGRAM
BRIDGE REPLACEMENT AND REHABILITATION FY2011 PROJECTS**

COUNTY	SPONSOR	TXDOT DISTRICT: HOUSTON Grouped by District, Statewide Program, Fiscal Year and Sorted by Street and CSJ Number
CSJ NUMBER	STREET	
MPO ID	FROM LIMIT	
SPONSOR ID	TO LIMIT	
PHASE	LET DATE	

HARRIS	TXDOT HOUSTON DISTRICT	REPLACE BRIDGE (NBI# 12102AA0725001)
0912-72-058	SHAW RD	
13993	AT FAULKLEY GULLY	

C 10/1/2010

Total Project Cost Information:		Year of Expenditure (YOE) Project Cost Information:				
		Fund Cat	Federal	State	Local	Total
Preliminary Engineering	\$12,195					
ROW Purchase:	\$12,444					
Construction Engineering:	\$22,399	6	\$199,103	\$49,776	---	\$248,879
Construction Cost:	\$248,879	YOE Cost:	\$199,103	\$49,776	---	\$248,879
Contingencies:	\$24,888					
Indirect Costs:	\$12,643					
Total Project Cost	\$333,448					

HARRIS	TXDOT HOUSTON DISTRICT	REPLACE BRIDGE (NBI# 12102002710064 SB)
0027-10-064	US 90A	
11231	SB AT CLINTON DR AND UPRR	

C 9/1/2010

Total Project Cost Information:		Year of Expenditure (YOE) Project Cost Information:				
		Fund Cat	Federal	State	Local	Total
Preliminary Engineering	\$259,700					
ROW Purchase:	\$265,000					
Construction Engineering:	\$265,000	6	\$4,240,000	\$1,060,000	---	\$5,300,000
Construction Cost:	\$5,300,000	YOE Cost:	\$4,240,000	\$1,060,000	---	\$5,300,000
Contingencies:	\$530,000					
Indirect Costs:	\$269,240					
Total Project Cost	\$6,888,940					

HARRIS	TXDOT HOUSTON DISTRICT	REPLACE BRIDGE (NBI# 12102002710258 NB)
0027-10-065	US 90A	
11232	NB AT CLINTON DR AND AT UPRR	

C 9/1/2010

Total Project Cost Information:		Year of Expenditure (YOE) Project Cost Information:				
		Fund Cat	Federal	State	Local	Total
Preliminary Engineering	\$254,800					
ROW Purchase:	\$260,000					
Construction Engineering:	\$260,000	6	\$4,160,000	\$1,040,000	---	\$5,200,000
Construction Cost:	\$5,200,000	YOE Cost:	\$4,160,000	\$1,040,000	---	\$5,200,000
Contingencies:	\$520,000					
Indirect Costs:	\$264,160					
Total Project Cost	\$6,758,960					

HARRIS	TXDOT HOUSTON DISTRICT	REPLACE BRIDGE (NBI# 12102B71393001)
0912-72-127	WYNNWOOD LN	
14000	AT HCFCD DITCH	

C 10/1/2010

Total Project Cost Information:		Year of Expenditure (YOE) Project Cost Information:				
		Fund Cat	Federal	State	Local	Total
Preliminary Engineering	\$18,918					
ROW Purchase:	\$19,304					
Construction Engineering:	\$34,748	6	\$308,870	\$77,218	---	\$386,088
Construction Cost:	\$386,088	YOE Cost:	\$308,870	\$77,218	---	\$386,088
Contingencies:	\$38,609					
Indirect Costs:	\$19,613					
Total Project Cost	\$517,281					

**HOUSTON-GALVESTON MPO
2011-2014 TRANSPORTATION IMPROVEMENT PROGRAM
BRIDGE REPLACEMENT AND REHABILITATION FY2012 PROJECTS**

COUNTY	SPONSOR	TXDOT DISTRICT: HOUSTON Grouped by District, Statewide Program, Fiscal Year and Sorted by Street and CSJ Number
CSJ NUMBER	STREET	
MPO ID	FROM LIMIT	
SPONSOR ID	TO LIMIT	
PHASE	LET DATE	

HARRIS	TXDOT HOUSTON DISTRICT	REPLACE BRIDGE AND APPROACHES
0912-72-229	ALDINE WESTFIELD RD	
15010	AT HCFC DITCH	
C	10/1/2011	

Total Project Cost Information:		Year of Expenditure (YOE) Project Cost Information:				
		Fund Cat	Federal	State	Local	Total
Preliminary Engineering	\$21,315					
ROW Purchase:	\$21,750					
Construction Engineering:	\$39,150	6	\$348,000	\$87,000	---	\$435,000
Construction Cost:	\$435,000	YOE Cost:	\$348,000	\$87,000	---	\$435,000
Contingencies:	\$43,500					
Indirect Costs:	\$22,098					
Total Project Cost	\$582,813					

FORT BEND	TXDOT HOUSTON DISTRICT	REPLACE BRIDGE
0912-34-154	BRAXTON RD	
7163	AT BROOKS BRANCH	
C	10/1/2011	

Total Project Cost Information:		Year of Expenditure (YOE) Project Cost Information:				
		Fund Cat	Federal	State	Local	Total
Preliminary Engineering	\$15,876					
ROW Purchase:	\$16,200					
Construction Engineering:	\$29,160	6	\$259,200	\$64,800	---	\$324,000
Construction Cost:	\$324,000	YOE Cost:	\$259,200	\$64,800	---	\$324,000
Contingencies:	\$32,400					
Indirect Costs:	\$16,459					
Total Project Cost	\$434,095					

BRAZORIA	TXDOT HOUSTON DISTRICT	REPLACE BRIDGE (NBI# 12020U00050001)
0912-31-240	CR 67	
13965	AT DRAINAGE DITCH	
C	10/1/2011	

Total Project Cost Information:		Year of Expenditure (YOE) Project Cost Information:				
		Fund Cat	Federal	State	Local	Total
Preliminary Engineering	\$15,582					
ROW Purchase:	\$15,900					
Construction Engineering:	\$28,620	6	\$254,400	\$31,800	\$31,800	\$318,000
Construction Cost:	\$318,000	YOE Cost:	\$254,400	\$31,800	\$31,800	\$318,000
Contingencies:	\$31,800					
Indirect Costs:	\$16,154					
Total Project Cost	\$426,056					

GALVESTON	TXDOT HOUSTON DISTRICT	REPLACE BRIDGE AND APPROACHES (NBI# 12085068602003)
0686-02-024	FM 1765	
13914	AT DRAINAGE DITCH NO. 9	
C	10/1/2011	

Total Project Cost Information:		Year of Expenditure (YOE) Project Cost Information:				
		Fund Cat	Federal	State	Local	Total
Preliminary Engineering	\$19,600					
ROW Purchase:	\$20,000					
Construction Engineering:	\$36,000	6	\$320,000	\$80,000	---	\$400,000
Construction Cost:	\$400,000	YOE Cost:	\$320,000	\$80,000	---	\$400,000
Contingencies:	\$40,000					
Indirect Costs:	\$20,320					
Total Project Cost	\$535,920					

**HOUSTON-GALVESTON MPO
2011-2014 TRANSPORTATION IMPROVEMENT PROGRAM
BRIDGE REPLACEMENT AND REHABILITATION FY2012 PROJECTS**

COUNTY	SPONSOR	TXDOT DISTRICT: HOUSTON Grouped by District, Statewide Program, Fiscal Year and Sorted by Street and CSJ Number
CSJ NUMBER	STREET	
MPO ID	FROM LIMIT	
SPONSOR ID	TO LIMIT	
PHASE	LET DATE	

GALVESTON	TXDOT HOUSTON DISTRICT	REPLACE BRIDGE AND APPROACHES
0912-73-151	FRENCH TOWN RD	
15011	AT HORSESHOE LAKE	
C	10/1/2011	

Total Project Cost Information:		Year of Expenditure (YOE) Project Cost Information:				
Preliminary Engineering	\$15,925	Fund Cat	Federal	State	Local	Total
ROW Purchase:	\$16,250	6	\$260,000	\$65,000	---	\$325,000
Construction Engineering:	\$29,250	YOE Cost:				
Construction Cost:	\$325,000		\$260,000	\$65,000	---	\$325,000
Contingencies:	\$32,500					
Indirect Costs:	\$16,510					
Total Project Cost	\$435,435					

MONTGOMERY	TXDOT HOUSTON DISTRICT	REPLACE BRIDGE & APPROACHES
0912-37-205	HARDIN STORE RD	
15008	AT DECKER BRANCH	
C	10/1/2011	

Total Project Cost Information:		Year of Expenditure (YOE) Project Cost Information:				
Preliminary Engineering	\$46,795	Fund Cat	Federal	State	Local	Total
ROW Purchase:	\$47,750	6	\$764,000	\$191,000	---	\$955,000
Construction Engineering:	\$85,950	YOE Cost:				
Construction Cost:	\$955,000		\$764,000	\$191,000	---	\$955,000
Contingencies:	\$95,500					
Indirect Costs:	\$48,514					
Total Project Cost	\$1,279,509					

MONTGOMERY	TXDOT HOUSTON DISTRICT	REPLACE BRIDGE & APPROACHES
0912-37-206	LEXINGTON DR	
15009	AT CARTERS SLOUGH	
C	10/1/2011	

Total Project Cost Information:		Year of Expenditure (YOE) Project Cost Information:				
Preliminary Engineering	\$10,535	Fund Cat	Federal	State	Local	Total
ROW Purchase:	\$10,750	6	\$172,000	\$43,000	---	\$215,000
Construction Engineering:	\$19,350	YOE Cost:				
Construction Cost:	\$215,000		\$172,000	\$43,000	---	\$215,000
Contingencies:	\$21,500					
Indirect Costs:	\$10,922					
Total Project Cost	\$288,057					

MONTGOMERY	TXDOT HOUSTON DISTRICT	REPLACE BRIDGE AND APPROACHES
0177-14-031	LP 494	
15007	AT WHITE OAK CREEK	
C	10/1/2011	

Total Project Cost Information:		Year of Expenditure (YOE) Project Cost Information:				
Preliminary Engineering	\$64,974	Fund Cat	Federal	State	Local	Total
ROW Purchase:	\$66,300	6	\$1,060,800	\$265,200	---	\$1,326,000
Construction Engineering:	\$79,560	YOE Cost:				
Construction Cost:	\$1,326,000		\$1,060,800	\$265,200	---	\$1,326,000
Contingencies:	\$132,600					
Indirect Costs:	\$67,361					
Total Project Cost	\$1,736,795					

**HOUSTON-GALVESTON MPO
2011-2014 TRANSPORTATION IMPROVEMENT PROGRAM
BRIDGE REPLACEMENT AND REHABILITATION FY2012 PROJECTS**

COUNTY	SPONSOR	TXDOT DISTRICT: HOUSTON Grouped by District, Statewide Program, Fiscal Year and Sorted by Street and CSJ Number PROJECT DESCRIPTION
CSJ NUMBER	STREET	
MPO ID	FROM LIMIT	
SPONSOR ID	TO LIMIT	
PHASE	LET DATE	

BRAZORIA	TXDOT HOUSTON DISTRICT	REPLACE BRIDGE (NBI# 12020D01100001)
0912-31-237	NORTH 2ND ST	
13963	AT MUSTANG BAYOU	

C 10/1/2011

Total Project Cost Information:		Year of Expenditure (YOE) Project Cost Information:				
		Fund Cat	Federal	State	Local	Total
Preliminary Engineering	\$24,206					
ROW Purchase:	\$24,700					
Construction Engineering:	\$44,460	6	\$395,200	\$49,400	\$49,400	\$494,000
Construction Cost:	\$494,000	YOE Cost:	\$395,200	\$49,400	\$49,400	\$494,000
Contingencies:	\$49,400					
Indirect Costs:	\$25,095					
Total Project Cost	\$661,861					

**HOUSTON-GALVESTON MPO
2011-2014 TRANSPORTATION IMPROVEMENT PROGRAM
BRIDGE REPLACEMENT AND REHABILITATION FY2013 PROJECTS**

COUNTY	SPONSOR	TXDOT DISTRICT: HOUSTON Grouped by District, Statewide Program, Fiscal Year and Sorted by Street and CSJ Number
CSJ NUMBER	STREET	
MPO ID	FROM LIMIT	
SPONSOR ID	TO LIMIT	
PHASE	LET DATE	

FORT BEND	TXDOT HOUSTON DISTRICT	REPLACE BRIDGE AND APPROACHES
0912-34-157	BAREK RD	
15012	AT MOUND CREEK	
C	10/1/2012	

Total Project Cost Information:		Year of Expenditure (YOE) Project Cost Information:				
Preliminary Engineering	\$19,747	Fund Cat	Federal	State	Local	Total
ROW Purchase:	\$20,150	6	\$322,400	\$80,600	---	\$403,000
Construction Engineering:	\$36,270	YOE Cost:	\$322,400	\$80,600	---	\$403,000
Construction Cost:	\$403,000					
Contingencies:	\$40,300					
Indirect Costs:	\$20,472					
Total Project Cost	\$539,939					

HARRIS	TXDOT HOUSTON DISTRICT	REPLACE BRIDGE AND APPROACHES (NBI# 12102002801007)
0028-01-094	BU 90-U	
14996	AT SAN JACINTO RIVER RELIEF	
C	10/1/2012	

Total Project Cost Information:		Year of Expenditure (YOE) Project Cost Information:				
Preliminary Engineering	\$134,064	Fund Cat	Federal	State	Local	Total
ROW Purchase:	\$136,800	6	\$2,188,800	\$547,200	---	\$2,736,000
Construction Engineering:	\$164,160	YOE Cost:	\$2,188,800	\$547,200	---	\$2,736,000
Construction Cost:	\$2,736,000					
Contingencies:	\$273,600					
Indirect Costs:	\$138,989					
Total Project Cost	\$3,583,613					

BRAZORIA	TXDOT HOUSTON DISTRICT	REPLACE BRIDGE (NBI# 12020D00561001)
0912-31-203	CR 149	
13949	AT MUSTANG BAYOU	
C	10/1/2012	

Total Project Cost Information:		Year of Expenditure (YOE) Project Cost Information:				
Preliminary Engineering	\$24,843	Fund Cat	Federal	State	Local	Total
ROW Purchase:	\$25,350	6	\$405,600	\$101,400	---	\$507,000
Construction Engineering:	\$45,630	YOE Cost:	\$405,600	\$101,400	---	\$507,000
Construction Cost:	\$507,000					
Contingencies:	\$50,700					
Indirect Costs:	\$25,756					
Total Project Cost	\$679,279					

BRAZORIA	TXDOT HOUSTON DISTRICT	REPLACE BRIDGE (NBI# 12020U00010001)
0912-31-960	CR 48	
13964	AT W FORK CHOCOLATE BAYOU	
C	10/1/2012	

Total Project Cost Information:		Year of Expenditure (YOE) Project Cost Information:				
Preliminary Engineering	\$30,527	Fund Cat	Federal	State	Local	Total
ROW Purchase:	\$31,150	6	\$498,400	\$124,600	---	\$623,000
Construction Engineering:	\$56,070	YOE Cost:	\$498,400	\$124,600	---	\$623,000
Construction Cost:	\$623,000					
Contingencies:	\$62,300					
Indirect Costs:	\$31,648					
Total Project Cost	\$834,695					

**HOUSTON-GALVESTON MPO
2011-2014 TRANSPORTATION IMPROVEMENT PROGRAM
BRIDGE REPLACEMENT AND REHABILITATION FY2013 PROJECTS**

COUNTY	SPONSOR	TXDOT DISTRICT: HOUSTON Grouped by District, Statewide Program, Fiscal Year and Sorted by Street and CSJ Number
CSJ NUMBER	STREET	
MPO ID	FROM LIMIT	
SPONSOR ID	TO LIMIT	
PHASE	LET DATE	

BRAZORIA	TXDOT HOUSTON DISTRICT	REPLACE BRIDGE (NBI# 12020D00946001)
0912-31-956	CR 51	
13962	AT AUSTIN BAYOU	
C	10/1/2012	

Total Project Cost Information:		Year of Expenditure (YOE) Project Cost Information:				
		Fund Cat	Federal	State	Local	Total
Preliminary Engineering	\$11,466					
ROW Purchase:	\$11,700					
Construction Engineering:	\$21,060	6	\$187,200	\$46,800	---	\$234,000
Construction Cost:	\$234,000	YOE Cost:	\$187,200	\$46,800	---	\$234,000
Contingencies:	\$23,400					
Indirect Costs:	\$11,887					
Total Project Cost	\$313,513					

BRAZORIA	TXDOT HOUSTON DISTRICT	REPLACE BRIDGE (NBI# 12020AA0519002)
0912-31-164	CR 54	
13918	AT CHOC BYU WATER CO CANAL	
C	9/1/2012	

Total Project Cost Information:		Year of Expenditure (YOE) Project Cost Information:				
		Fund Cat	Federal	State	Local	Total
Preliminary Engineering	\$18,299					
ROW Purchase:	\$18,673					
Construction Engineering:	\$33,611	11	\$298,763	\$74,691	---	\$373,454
Construction Cost:	\$373,454	YOE Cost:	\$298,763	\$74,691	---	\$373,454
Contingencies:	\$37,345					
Indirect Costs:	\$18,971					
Total Project Cost	\$500,354					

BRAZORIA	TXDOT HOUSTON DISTRICT	REPLACE BRIDGE (NBI# 12020M00605001)
0912-31-969	CR 963	
13966	AT DRAINAGE DITCH	
C	10/1/2012	

Total Project Cost Information:		Year of Expenditure (YOE) Project Cost Information:				
		Fund Cat	Federal	State	Local	Total
Preliminary Engineering	\$21,560					
ROW Purchase:	\$22,000					
Construction Engineering:	\$39,600	6	\$352,000	\$88,000	---	\$440,000
Construction Cost:	\$440,000	YOE Cost:	\$352,000	\$88,000	---	\$440,000
Contingencies:	\$44,000					
Indirect Costs:	\$22,352					
Total Project Cost	\$589,512					

HARRIS	TXDOT HOUSTON DISTRICT	REPLACE BRIDGE (NBI# 12102AA0597005)
0912-72-908	CYPRESS ROSEHILL RD	
14003	AT HCFCD DITCH	
C	10/1/2012	

Total Project Cost Information:		Year of Expenditure (YOE) Project Cost Information:				
		Fund Cat	Federal	State	Local	Total
Preliminary Engineering	\$14,994					
ROW Purchase:	\$15,300					
Construction Engineering:	\$27,540	6	\$244,800	\$61,200	---	\$306,000
Construction Cost:	\$306,000	YOE Cost:	\$244,800	\$61,200	---	\$306,000
Contingencies:	\$30,600					
Indirect Costs:	\$15,545					
Total Project Cost	\$409,979					

**HOUSTON-GALVESTON MPO
2011-2014 TRANSPORTATION IMPROVEMENT PROGRAM
BRIDGE REPLACEMENT AND REHABILITATION FY2013 PROJECTS**

COUNTY	SPONSOR	TXDOT DISTRICT: HOUSTON Grouped by District, Statewide Program, Fiscal Year and Sorted by Street and CSJ Number
CSJ NUMBER	STREET	
MPO ID	FROM LIMIT	
SPONSOR ID	TO LIMIT	
PHASE	LET DATE	
PROJECT DESCRIPTION		

FORT BEND	TXDOT HOUSTON DISTRICT	REPLACE BRIDGE AND APPROACHES (NBI# 12080AA0962002)
0912-34-158	FENSKE LN	
15017	AT FAIRCHILDS CREEK	

C 5/1/2013

Total Project Cost Information:		Year of Expenditure (YOE) Project Cost Information:				
		Fund Cat	Federal	State	Local	Total
Preliminary Engineering	\$17,542					
ROW Purchase:	\$17,900					
Construction Engineering:	\$32,220	6	\$286,400	\$71,600	---	\$358,000
Construction Cost:	\$358,000	YOE Cost:	\$286,400	\$71,600	---	\$358,000
Contingencies:	\$35,800					
Indirect Costs:	\$18,186					
Total Project Cost	\$479,648					

WALLER	TXDOT HOUSTON DISTRICT	REPLACE BRIDGE AND APPROACHES
0912-56-040	LANEVIEW RD	
15015	AT CLEAR CREEK	

C 10/1/2012

Total Project Cost Information:		Year of Expenditure (YOE) Project Cost Information:				
		Fund Cat	Federal	State	Local	Total
Preliminary Engineering	\$15,337					
ROW Purchase:	\$15,650					
Construction Engineering:	\$28,170	6	\$250,000	\$63,000	---	\$313,000
Construction Cost:	\$313,000	YOE Cost:	\$250,000	\$63,000	---	\$313,000
Contingencies:	\$31,300					
Indirect Costs:	\$15,900					
Total Project Cost	\$419,357					

WALLER	TXDOT HOUSTON DISTRICT	REPLACE BRIDGE AND APPROACHES (NBI# 12237AA0177001)
0912-56-904	MOUNT ZION ROAD	
13987	AT IRONS CREEK	

C 10/1/2012

Total Project Cost Information:		Year of Expenditure (YOE) Project Cost Information:				
		Fund Cat	Federal	State	Local	Total
Preliminary Engineering	\$28,175					
ROW Purchase:	\$28,750					
Construction Engineering:	\$51,750	6	\$460,000	\$115,000	---	\$575,000
Construction Cost:	\$575,000	YOE Cost:	\$460,000	\$115,000	---	\$575,000
Contingencies:	\$57,500					
Indirect Costs:	\$29,210					
Total Project Cost	\$770,385					

BRAZORIA	TXDOT HOUSTON DISTRICT	REPLACE BRIDGE (NBI# 12020D00920001)
0912-31-205	OLD GALVESTON RD	
13951	AT MUSTANG BAYOU	

C 10/1/2012

Total Project Cost Information:		Year of Expenditure (YOE) Project Cost Information:				
		Fund Cat	Federal	State	Local	Total
Preliminary Engineering	\$36,603					
ROW Purchase:	\$37,350					
Construction Engineering:	\$67,230	6	\$597,600	\$149,400	---	\$747,000
Construction Cost:	\$747,000	YOE Cost:	\$597,600	\$149,400	---	\$747,000
Contingencies:	\$74,700					
Indirect Costs:	\$37,948					
Total Project Cost	\$1,000,831					

**HOUSTON-GALVESTON MPO
2011-2014 TRANSPORTATION IMPROVEMENT PROGRAM
BRIDGE REPLACEMENT AND REHABILITATION FY2013 PROJECTS**

COUNTY	SPONSOR	TXDOT DISTRICT: HOUSTON Grouped by District, Statewide Program, Fiscal Year and Sorted by Street and CSJ Number
CSJ NUMBER	STREET	
MPO ID	FROM LIMIT	
SPONSOR ID	TO LIMIT	
PHASE	LET DATE	

WALLER	TXDOT HOUSTON DISTRICT	REPLACE BRIDGE (NBI# 12237AA0257001)
0912-56-903	QUALLS RD	
13986	AT WALNUT CREEK	
C	10/1/2012	

Total Project Cost Information:		Year of Expenditure (YOE) Project Cost Information:				
		Fund Cat	Federal	State	Local	Total
Preliminary Engineering	\$15,435					
ROW Purchase:	\$15,750					
Construction Engineering:	\$28,350	6	\$252,000	\$63,000	---	\$315,000
Construction Cost:	\$315,000	YOE Cost:	\$252,000	\$63,000	---	\$315,000
Contingencies:	\$31,500					
Indirect Costs:	\$16,002					
Total Project Cost	\$422,037					

MONTGOMERY	TXDOT HOUSTON DISTRICT	REPLACE BRIDGE (NBI# 12170AA1953001)
0912-37-183	QUINLAN N LAKE DR	
13977	AT MCRAE CREEK	
C	10/1/2012	

Total Project Cost Information:		Year of Expenditure (YOE) Project Cost Information:				
		Fund Cat	Federal	State	Local	Total
Preliminary Engineering	\$19,600					
ROW Purchase:	\$20,000					
Construction Engineering:	\$36,000	6	\$320,000	\$80,000	---	\$400,000
Construction Cost:	\$400,000	YOE Cost:	\$320,000	\$80,000	---	\$400,000
Contingencies:	\$40,000					
Indirect Costs:	\$20,320					
Total Project Cost	\$535,920					

WALLER	TXDOT HOUSTON DISTRICT	REPLACE BRIDGE (NBI# 12237AA0204001)
0912-56-902	ROBINSON RD	
13985	AT THREEMILE CREEK	
C	10/1/2012	

Total Project Cost Information:		Year of Expenditure (YOE) Project Cost Information:				
		Fund Cat	Federal	State	Local	Total
Preliminary Engineering	\$18,081					
ROW Purchase:	\$18,450					
Construction Engineering:	\$33,210	6	\$295,200	\$73,800	---	\$369,000
Construction Cost:	\$369,000	YOE Cost:	\$295,200	\$73,800	---	\$369,000
Contingencies:	\$36,900					
Indirect Costs:	\$18,745					
Total Project Cost	\$494,386					

BRAZORIA	TXDOT HOUSTON DISTRICT	REPLACE BRIDGE & APPROACHES
0178-03-145	SH 35	
15005	AT AUSTIN BAYOU	
C	10/1/2012	

Total Project Cost Information:		Year of Expenditure (YOE) Project Cost Information:				
		Fund Cat	Federal	State	Local	Total
Preliminary Engineering	\$53,900					
ROW Purchase:	\$55,000					
Construction Engineering:	\$66,000	6	\$880,000	\$220,000	---	\$1,100,000
Construction Cost:	\$1,100,000	YOE Cost:	\$880,000	\$220,000	---	\$1,100,000
Contingencies:	\$110,000					
Indirect Costs:	\$55,880					
Total Project Cost	\$1,440,780					

**HOUSTON-GALVESTON MPO
2011-2014 TRANSPORTATION IMPROVEMENT PROGRAM
BRIDGE REPLACEMENT AND REHABILITATION FY2013 PROJECTS**

COUNTY SPONSOR
CSJ NUMBER STREET
MPO ID FROM LIMIT
SPONSOR ID TO LIMIT
PHASE LET DATE

TXDOT DISTRICT: HOUSTON
Grouped by District, Statewide Program, Fiscal Year and Sorted by Street and CSJ Number
PROJECT DESCRIPTION

BRAZORIA TXDOT HOUSTON DISTRICT REPLACE BRIDGE & APPROACHES
0178-03-146 SH 35
15006 AT DRAINAGE DITCH

C 10/1/2012

Total Project Cost Information:		Year of Expenditure (YOE) Project Cost Information:				
		Fund Cat	Federal	State	Local	Total
Preliminary Engineering	\$11,074					
ROW Purchase:	\$11,300					
Construction Engineering:	\$20,340	6	\$180,800	\$45,200	---	\$226,000
Construction Cost:	\$226,000	YOE Cost:	\$180,800	\$45,200	---	\$226,000
Contingencies:	\$22,600					
Indirect Costs:	\$11,481					
Total Project Cost	\$302,795					

HARRIS TXDOT HOUSTON DISTRICT REHABILITATE BRIDGE AND APPROACHES
0912-72-050 SOUTH JENSEN DR
11325 AT BUFFALO BAYOU

C 9/1/2012

Total Project Cost Information:		Year of Expenditure (YOE) Project Cost Information:				
		Fund Cat	Federal	State	Local	Total
Preliminary Engineering	\$333,690					
ROW Purchase:	\$340,500					
Construction Engineering:	\$340,500	6	\$5,448,000	\$1,362,000	---	\$6,810,000
Construction Cost:	\$6,810,000	YOE Cost:	\$5,448,000	\$1,362,000	---	\$6,810,000
Contingencies:	\$681,000					
Indirect Costs:	\$345,948					
Total Project Cost	\$8,851,638					

FORT BEND TXDOT HOUSTON DISTRICT REPLACE BRIDGE AND APPROACHES (NBI# 12080AA0905001)
0912-34-159 WALKER RD
13974 AT TURKEY CREEK

C 5/1/2013

Total Project Cost Information:		Year of Expenditure (YOE) Project Cost Information:				
		Fund Cat	Federal	State	Local	Total
Preliminary Engineering	\$15,925					
ROW Purchase:	\$16,250					
Construction Engineering:	\$29,250	6	\$260,000	\$65,000	---	\$325,000
Construction Cost:	\$325,000	YOE Cost:	\$260,000	\$65,000	---	\$325,000
Contingencies:	\$32,500					
Indirect Costs:	\$16,510					
Total Project Cost	\$435,435					

WALLER TXDOT HOUSTON DISTRICT REPLACE BRIDGE
0912-56-900 WALTON RD
11320 AT CLEAR CREEK DRAW

C 10/1/2012

Total Project Cost Information:		Year of Expenditure (YOE) Project Cost Information:				
		Fund Cat	Federal	State	Local	Total
Preliminary Engineering	\$12,740					
ROW Purchase:	\$13,000					
Construction Engineering:	\$23,400	6	\$208,000	\$52,000	---	\$260,000
Construction Cost:	\$260,000	YOE Cost:	\$208,000	\$52,000	---	\$260,000
Contingencies:	\$26,000					
Indirect Costs:	\$13,208					
Total Project Cost	\$348,348					

**HOUSTON-GALVESTON MPO
2011-2014 TRANSPORTATION IMPROVEMENT PROGRAM
BRIDGE REPLACEMENT AND REHABILITATION FY2013 PROJECTS**

COUNTY	SPONSOR	TXDOT DISTRICT: HOUSTON Grouped by District, Statewide Program, Fiscal Year and Sorted by Street and CSJ Number PROJECT DESCRIPTION
CSJ NUMBER	STREET	
MPO ID	FROM LIMIT	
SPONSOR ID	TO LIMIT	
PHASE	LET DATE	

MONTGOMERY	TXDOT HOUSTON DISTRICT	REPLACE BRIDGE AND APPROACHES
0912-37-209	WINDMILL LANE	
15014	AT DRAW	
C	10/1/2012	

Total Project Cost Information:		Year of Expenditure (YOE) Project Cost Information:				
		Fund Cat	Federal	State	Local	Total
Preliminary Engineering	\$12,740					
ROW Purchase:	\$13,000	6	\$208,000	\$52,000	---	\$260,000
Construction Engineering:	\$23,400					
Construction Cost:	\$260,000	YOE Cost:	\$208,000	\$52,000	---	\$260,000
Contingencies:	\$26,000					
Indirect Costs:	\$13,208					
Total Project Cost	\$348,348					

MONTGOMERY	TXDOT HOUSTON DISTRICT	REPLACE BRIDGE
0912-37-910	WOODBANCH DR	
13982	AT PEACH CREEK	
C	10/1/2012	

Total Project Cost Information:		Year of Expenditure (YOE) Project Cost Information:				
		Fund Cat	Federal	State	Local	Total
Preliminary Engineering	\$71,050					
ROW Purchase:	\$72,500	6	\$1,160,000	\$290,000	---	\$1,450,000
Construction Engineering:	\$87,000					
Construction Cost:	\$1,450,000	YOE Cost:	\$1,160,000	\$290,000	---	\$1,450,000
Contingencies:	\$145,000					
Indirect Costs:	\$73,660					
Total Project Cost	\$1,899,210					

**HOUSTON-GALVESTON MPO
2011-2014 TRANSPORTATION IMPROVEMENT PROGRAM
BRIDGE REPLACEMENT AND REHABILITATION FY2014 PROJECTS**

COUNTY	SPONSOR	TXDOT DISTRICT: HOUSTON Grouped by District, Statewide Program, Fiscal Year and Sorted by Street and CSJ Number
CSJ NUMBER	STREET	
MPO ID	FROM LIMIT	
SPONSOR ID	TO LIMIT	
PHASE	LET DATE	

BRAZORIA	TXDOT HOUSTON DISTRICT	REPLACE BRIDGE (NBI# 12020D00060001)
0912-31-201	ADOUE E ST	
13947	AT MUSTANG BAYOU	

C 10/1/2013

Total Project Cost Information:		Year of Expenditure (YOE) Project Cost Information:				
		Fund Cat	Federal	State	Local	Total
Preliminary Engineering	\$44,846					
ROW Purchase:	\$45,762					
Construction Engineering:	\$82,371	6	\$732,186	\$183,046	---	\$915,232
Construction Cost:	\$915,232	YOE Cost:	\$732,186	\$183,046	---	\$915,232
Contingencies:	\$91,523					
Indirect Costs:	\$46,494					
Total Project Cost	\$1,226,228					

HARRIS	TXDOT HOUSTON DISTRICT	REPLACE BRIDGE (NBI# 12102C00091001)
0912-72-915	ANTHONY LN	
14005	AT ARMAND BAYOU TRIB B113	

C 10/1/2013

Total Project Cost Information:		Year of Expenditure (YOE) Project Cost Information:				
		Fund Cat	Federal	State	Local	Total
Preliminary Engineering	\$20,384					
ROW Purchase:	\$20,800					
Construction Engineering:	\$37,440	6	\$332,800	\$83,200	---	\$416,000
Construction Cost:	\$416,000	YOE Cost:	\$332,800	\$83,200	---	\$416,000
Contingencies:	\$41,600					
Indirect Costs:	\$21,133					
Total Project Cost	\$557,357					

BRAZORIA	TXDOT HOUSTON DISTRICT	REPLACE BRIDGE AND APPROACHES (NBI# 12020AA0862005)
0912-31-900	CR 210	
13960	AT DRAINAGE DITCH	

C 10/1/2013

Total Project Cost Information:		Year of Expenditure (YOE) Project Cost Information:				
		Fund Cat	Federal	State	Local	Total
Preliminary Engineering	\$23,030					
ROW Purchase:	\$23,500					
Construction Engineering:	\$42,300	6	\$376,000	\$47,000	\$47,000	\$470,000
Construction Cost:	\$470,000	YOE Cost:	\$376,000	\$47,000	\$47,000	\$470,000
Contingencies:	\$47,000					
Indirect Costs:	\$23,876					
Total Project Cost	\$629,706					

BRAZORIA	TXDOT HOUSTON DISTRICT	REPLACE BRIDGE & APPROACHES
0587-01-060	FM 1495	
15003	AT OLD BRAZOS RIVER/E 2ND /R	

C 10/1/2013

Total Project Cost Information:		Year of Expenditure (YOE) Project Cost Information:				
		Fund Cat	Federal	State	Local	Total
Preliminary Engineering	\$588,000					
ROW Purchase:	\$600,000					
Construction Engineering:	\$600,000	6	\$9,600,000	\$2,400,000	---	\$12,000,000
Construction Cost:	\$12,000,000	YOE Cost:	\$9,600,000	\$2,400,000	---	\$12,000,000
Contingencies:	\$1,200,000					
Indirect Costs:	\$609,600					
Total Project Cost	\$15,597,600					

**HOUSTON-GALVESTON MPO
2011-2014 TRANSPORTATION IMPROVEMENT PROGRAM
BRIDGE REPLACEMENT AND REHABILITATION FY2014 PROJECTS**

COUNTY	SPONSOR	TXDOT DISTRICT: HOUSTON Grouped by District, Statewide Program, Fiscal Year and Sorted by Street and CSJ Number
CSJ NUMBER	STREET	
MPO ID	FROM LIMIT	
SPONSOR ID	TO LIMIT	
PHASE	LET DATE	

FORT BEND	TXDOT HOUSTON DISTRICT	REPLACE BRIDGE AND APPROACHES
0912-34-169	FOSTER SCHOOL RD	
15016	AT FAIRCHILDS CREEK	

C 10/1/2013

Total Project Cost Information:		Year of Expenditure (YOE) Project Cost Information:				
		Fund Cat	Federal	State	Local	Total
Preliminary Engineering	\$12,142					
ROW Purchase:	\$12,390					
Construction Engineering:	\$22,302	6	\$198,240	\$49,560	---	\$247,800
Construction Cost:	\$247,800	YOE Cost:	\$198,240	\$49,560	---	\$247,800
Contingencies:	\$24,780					
Indirect Costs:	\$12,588					
Total Project Cost	\$332,002					

HARRIS	TXDOT HOUSTON DISTRICT	REPLACE BRIDGE & APPROACHES
0500-03-044	IH 45 N	
15004	AT WHITE OAK BAYOU NB	

C 10/1/2013

Total Project Cost Information:		Year of Expenditure (YOE) Project Cost Information:				
		Fund Cat	Federal	State	Local	Total
Preliminary Engineering	\$882,000					
ROW Purchase:	\$900,000					
Construction Engineering:	\$900,000	6	\$14,400,000	\$3,600,000	---	\$18,000,000
Construction Cost:	\$18,000,000	YOE Cost:	\$14,400,000	\$3,600,000	---	\$18,000,000
Contingencies:	\$1,800,000					
Indirect Costs:	\$914,400					
Total Project Cost	\$23,396,400					

FORT BEND	TXDOT HOUSTON DISTRICT	REPLACE BRIDGE AND APPROACHES (NBI# 12080AA0893001)
0912-34-903	KING RD	
15013	AT BROOKS BRANCH	

C 10/1/2013

Total Project Cost Information:		Year of Expenditure (YOE) Project Cost Information:				
		Fund Cat	Federal	State	Local	Total
Preliminary Engineering	\$17,934					
ROW Purchase:	\$18,300					
Construction Engineering:	\$32,940	6	\$292,800	\$36,600	\$36,600	\$366,000
Construction Cost:	\$366,000	YOE Cost:	\$292,800	\$36,600	\$36,600	\$366,000
Contingencies:	\$36,600					
Indirect Costs:	\$18,593					
Total Project Cost	\$490,367					

FORT BEND	TXDOT HOUSTON DISTRICT	REPLACE BRIDGE AND APPROACHES (NBI# 12080AA0970002)
0912-34-910	MEYER RD	
15019	AT SNAKE CREEK TRIBUTARY	

C 12/1/2013

Total Project Cost Information:		Year of Expenditure (YOE) Project Cost Information:				
		Fund Cat	Federal	State	Local	Total
Preliminary Engineering	\$16,023					
ROW Purchase:	\$16,350					
Construction Engineering:	\$29,430	6	\$261,600	\$65,400	---	\$327,000
Construction Cost:	\$327,000	YOE Cost:	\$261,600	\$65,400	---	\$327,000
Contingencies:	\$32,700					
Indirect Costs:	\$16,612					
Total Project Cost	\$438,115					

**HOUSTON-GALVESTON MPO
2011-2014 TRANSPORTATION IMPROVEMENT PROGRAM
BRIDGE REPLACEMENT AND REHABILITATION FY2014 PROJECTS**

COUNTY	SPONSOR	TXDOT DISTRICT: HOUSTON Grouped by District, Statewide Program, Fiscal Year and Sorted by Street and CSJ Number
CSJ NUMBER	STREET	
MPO ID	FROM LIMIT	
SPONSOR ID	TO LIMIT	
PHASE	LET DATE	

MONTGOMERY	TXDOT HOUSTON DISTRICT	REPLACE BRIDGE AND APPROACHES (NBI# 12170AA1952002)
0912-37-913	MILLMAC RD	
13984	AT CANEY CREEK	

C 10/1/2013

Total Project Cost Information:		Year of Expenditure (YOE) Project Cost Information:				
		Fund Cat	Federal	State	Local	Total
Preliminary Engineering	\$50,764					
ROW Purchase:	\$51,800					
Construction Engineering:	\$62,160	6	\$828,800	\$207,200	---	\$1,036,000
Construction Cost:	\$1,036,000	YOE Cost:	\$828,800	\$207,200	---	\$1,036,000
Contingencies:	\$103,600					
Indirect Costs:	\$52,629					
Total Project Cost	\$1,356,953					

MONTGOMERY	TXDOT HOUSTON DISTRICT	REPLACE BRIDGE AND APPROACHES (NBI# 12170AA0435001)
0912-37-909	MOUNT MIRIAH RD	
13981	AT LAKE CREEK	

C 10/1/2013

Total Project Cost Information:		Year of Expenditure (YOE) Project Cost Information:				
		Fund Cat	Federal	State	Local	Total
Preliminary Engineering	\$21,413					
ROW Purchase:	\$21,850					
Construction Engineering:	\$39,330	6	\$349,600	\$87,400	---	\$437,000
Construction Cost:	\$437,000	YOE Cost:	\$349,600	\$87,400	---	\$437,000
Contingencies:	\$43,700					
Indirect Costs:	\$22,200					
Total Project Cost	\$585,493					

BRAZORIA	TXDOT HOUSTON DISTRICT	REPLACE BRIDGE (NBI# 12020D01180002)
0912-31-206	SOUTH ST	
13952	AT MUSTANG BAYOU	

C 10/1/2013

Total Project Cost Information:		Year of Expenditure (YOE) Project Cost Information:				
		Fund Cat	Federal	State	Local	Total
Preliminary Engineering	\$38,710					
ROW Purchase:	\$39,500					
Construction Engineering:	\$71,100	6	\$632,000	\$158,000	---	\$790,000
Construction Cost:	\$790,000	YOE Cost:	\$632,000	\$158,000	---	\$790,000
Contingencies:	\$79,000					
Indirect Costs:	\$40,132					
Total Project Cost	\$1,058,442					

FORT BEND	TXDOT HOUSTON DISTRICT	REPLACE BRIDGE AND APPROACHES (NBI# 12080AA1100001)
0912-34-170	TIERRA GRANDE DR	
15018	AT SNAKE CREEK	

C 10/1/2013

Total Project Cost Information:		Year of Expenditure (YOE) Project Cost Information:				
		Fund Cat	Federal	State	Local	Total
Preliminary Engineering	\$37,044					
ROW Purchase:	\$37,800					
Construction Engineering:	\$68,040	6	\$604,800	\$151,200	---	\$756,000
Construction Cost:	\$756,000	YOE Cost:	\$604,800	\$151,200	---	\$756,000
Contingencies:	\$75,600					
Indirect Costs:	\$38,405					
Total Project Cost	\$1,012,889					

**HOUSTON-GALVESTON MPO
2011-2014 TRANSPORTATION IMPROVEMENT PROGRAM
BRIDGE REPLACEMENT AND REHABILITATION FY2014 PROJECTS**

COUNTY	SPONSOR	TXDOT DISTRICT: HOUSTON Grouped by District, Statewide Program, Fiscal Year and Sorted by Street and CSJ Number
CSJ NUMBER	STREET	
MPO ID	FROM LIMIT	
SPONSOR ID	TO LIMIT	
PHASE	LET DATE	

HARRIS	TXDOT HOUSTON DISTRICT	REPLACE TWO BRIDGES (NBI# 12102002710257 & 12102002710065)
0027-10-062	US 90A	
7148	US 90A NB & SB AT HB&T RR	

C 2/1/2014

Total Project Cost Information:		Year of Expenditure (YOE) Project Cost Information:				
Preliminary Engineering	\$686,000	Fund Cat	Federal	State	Local	Total
ROW Purchase:	\$700,000	6	\$11,200,000	\$2,800,000	---	\$14,000,000
Construction Engineering:	\$700,000	YOE Cost:	\$11,200,000	\$2,800,000	---	\$14,000,000
Construction Cost:	\$14,000,000					
Contingencies:	\$1,400,000					
Indirect Costs:	\$711,200					
Total Project Cost	\$18,197,200					

HARRIS	TXDOT HOUSTON DISTRICT	REPAIR BRIDGE APPROACH SLABS
0912-70-053	VA	
15189	VARIOUS LOCATIONS IN HARRIS COUNTY	

C 4/1/2014

Total Project Cost Information:		Year of Expenditure (YOE) Project Cost Information:				
Preliminary Engineering	\$249,900	Fund Cat	Federal	State	Local	Total
ROW Purchase:	\$255,000	1	\$4,080,000	\$1,020,000	---	\$5,100,000
Construction Engineering:	\$255,000	YOE Cost:	\$4,080,000	\$1,020,000	---	\$5,100,000
Construction Cost:	\$5,100,000					
Contingencies:	\$510,000					
Indirect Costs:	\$259,080					
Total Project Cost	\$6,628,980					

**HOUSTON-GALVESTON MPO
2011-2014 TRANSPORTATION IMPROVEMENT PROGRAM
INTELLIGENT TRANSPORTATION SYSTEMS DEPLOYMENT FY2012 PROJECTS**

TXDOT DISTRICT: HOUSTON
Grouped by District, Statewide Program, Fiscal Year and Sorted by Street and CSJ Number

COUNTY	SPONSOR	PROJECT DESCRIPTION
CSJ NUMBER	STREET	
MPO ID	FROM LIMIT	
SPONSOR ID	TO LIMIT	
PHASE	LET DATE	

HARRIS	TXDOT HOUSTON DISTRICT	ITS-MAINTENANCE (NON-LETTING)
0912-00-445	VA	
15078	VARIOUS LOCATIONS DISTRICTWIDE	

C 9/1/2011

Total Project Cost Information:

Year of Expenditure (YOE) Project Cost Information:

		Fund Cat	Federal	State	Local	Total
Preliminary Engineering	\$147,000					
ROW Purchase:	\$0					
Construction Engineering:	\$180,000	1	\$2,400,000	\$600,000	---	\$3,000,000
Construction Cost:	\$3,000,000	YOE Cost:	\$2,400,000	\$600,000	---	\$3,000,000
Contingencies:	\$300,000					
Indirect Costs:	\$152,400					
Total Project Cost	\$3,779,400					

**HOUSTON-GALVESTON MPO
2011-2014 TRANSPORTATION IMPROVEMENT PROGRAM
INTELLIGENT TRANSPORTATION SYSTEMS DEPLOYMENT FY2013 PROJECTS**

COUNTY	SPONSOR	TXDOT DISTRICT: HOUSTON Grouped by District, Statewide Program, Fiscal Year and Sorted by Street and CSJ Number
CSJ NUMBER	STREET	
MPO ID	FROM LIMIT	
SPONSOR ID	TO LIMIT	
PHASE	LET DATE	

HARRIS	TXDOT HOUSTON DISTRICT	REHABILITATE SATELLITE BUILDING POWER SYSTEMS
0912-00-418	VA	
15121	VARIOUS LOCATIONS DISTRICTWIDE	

C 9/1/2012

Total Project Cost Information:		Year of Expenditure (YOE) Project Cost Information:				
		Fund Cat	Federal	State	Local	Total
Preliminary Engineering	\$49,000					
ROW Purchase:	\$0					
Construction Engineering:	\$60,000	1	\$800,000	\$200,000	---	\$1,000,000
Construction Cost:	\$1,000,000	YOE Cost:	\$800,000	\$200,000	---	\$1,000,000
Contingencies:	\$100,000					
Indirect Costs:	\$50,800					
Total Project Cost	\$1,259,800					

**HOUSTON-GALVESTON MPO
2011-2014 TRANSPORTATION IMPROVEMENT PROGRAM
INTELLIGENT TRANSPORTATION SYSTEMS DEPLOYMENT FY2014 PROJECTS**

COUNTY SPONSOR
CSJ NUMBER STREET
MPO ID FROM LIMIT
SPONSOR ID TO LIMIT
PHASE LET DATE

TXDOT DISTRICT: HOUSTON
Grouped by District, Statewide Program, Fiscal Year and Sorted by Street and CSJ Number
PROJECT DESCRIPTION

HARRIS	TXDOT HOUSTON DISTRICT	INSTALL CTMS
0508-01-034	IH 10 E	
15178	SP 330	
	CHAMBERS COUNTY LINE	
C	2/1/2014	

Total Project Cost Information:		Year of Expenditure (YOE) Project Cost Information:				
		Fund Cat	Federal	State	Local	Total
Preliminary Engineering	\$98,000					
ROW Purchase:	\$0					
Construction Engineering:	\$120,000	1	\$1,600,000	\$400,000	---	\$2,000,000
Construction Cost:	\$2,000,000	YOE Cost:	\$1,600,000	\$400,000	---	\$2,000,000
Contingencies:	\$200,000					
Indirect Costs:	\$101,600					
Total Project Cost	\$2,519,600					

FORT BEND	TXDOT HOUSTON DISTRICT	INSTALL CTMS
0027-12-134	US 59	
15176	SH 6	
	SH 99	
C	12/1/2013	

Total Project Cost Information:		Year of Expenditure (YOE) Project Cost Information:				
		Fund Cat	Federal	State	Local	Total
Preliminary Engineering	\$61,250					
ROW Purchase:	\$0					
Construction Engineering:	\$75,000	1	\$1,000,000	\$250,000	---	\$1,250,000
Construction Cost:	\$1,250,000	YOE Cost:	\$1,000,000	\$250,000	---	\$1,250,000
Contingencies:	\$125,000					
Indirect Costs:	\$63,500					
Total Project Cost	\$1,574,750					

HARRIS	TXDOT HOUSTON DISTRICT	REPLACE 6 AGING DYNAMIC MESSAGE SIGNS
0912-00-442	VA	
15174	VARIOUS LOCATIONS	
C	11/1/2013	

Total Project Cost Information:		Year of Expenditure (YOE) Project Cost Information:				
		Fund Cat	Federal	State	Local	Total
Preliminary Engineering	\$24,500					
ROW Purchase:	\$0					
Construction Engineering:	\$45,000	1	\$400,000	\$100,000	---	\$500,000
Construction Cost:	\$500,000	YOE Cost:	\$400,000	\$100,000	---	\$500,000
Contingencies:	\$50,000					
Indirect Costs:	\$25,400					
Total Project Cost	\$644,900					

HARRIS	TXDOT HOUSTON DISTRICT	INSTALL SUPPLEMENTAL CCTV CAMERAS AT CRITICAL LOCALATIONS
0912-00-443	VA	
15177	VARIOUS LOCATIONS	
C	12/1/2013	

Total Project Cost Information:		Year of Expenditure (YOE) Project Cost Information:				
		Fund Cat	Federal	State	Local	Total
Preliminary Engineering	\$12,250					
ROW Purchase:	\$0					
Construction Engineering:	\$22,500	1	\$200,000	\$50,000	---	\$250,000
Construction Cost:	\$250,000	YOE Cost:	\$200,000	\$50,000	---	\$250,000
Contingencies:	\$25,000					
Indirect Costs:	\$12,700					
Total Project Cost	\$322,450					

**HOUSTON-GALVESTON MPO
2011-2014 TRANSPORTATION IMPROVEMENT PROGRAM
LANDSCAPING FY2011 PROJECTS**

TXDOT DISTRICT: HOUSTON
Grouped by District, Statewide Program, Fiscal Year and Sorted by Street and CSJ Number

COUNTY	SPONSOR	PROJECT DESCRIPTION
CSJ NUMBER	STREET	
MPO ID	FROM LIMIT	
SPONSOR ID	TO LIMIT	
PHASE	LET DATE	

HARRIS	TXDOT HOUSTON DISTRICT	LANDSCAPE DEVELOPMENT
0912-70-907	BW 8	
15237	SH 249	
	US 59	
C	8/1/2011	

Total Project Cost Information:		Year of Expenditure (YOE) Project Cost Information:				
		Fund Cat	Federal	State	Local	Total
Preliminary Engineering	\$24,500					
ROW Purchase:	\$25,000					
Construction Engineering:	\$45,000	10	\$400,000	\$100,000	---	\$500,000
Construction Cost:	\$500,000	YOE Cost:	\$400,000	\$100,000	---	\$500,000
Contingencies:	\$50,000					
Indirect Costs:	\$25,400					
Total Project Cost	\$669,900					

HARRIS	TXDOT HOUSTON DISTRICT	CHANNEL REHABILITATION (WEST ROAD CHANNEL #4) (FALLBROOK CHANNEL #3)
3256-01-090	BW 8	
15052	AT WEST ROAD AND FALLBROOK	
C	11/1/2010	

Total Project Cost Information:		Year of Expenditure (YOE) Project Cost Information:				
		Fund Cat	Federal	State	Local	Total
Preliminary Engineering	\$49,294					
ROW Purchase:	\$50,300					
Construction Engineering:	\$60,360	1	\$804,800	\$201,200	---	\$1,006,000
Construction Cost:	\$1,006,000	YOE Cost:	\$804,800	\$201,200	---	\$1,006,000
Contingencies:	\$100,600					
Indirect Costs:	\$51,105					
Total Project Cost	\$1,317,659					

HARRIS	TXDOT HOUSTON DISTRICT	LANDSCAPE DEVELOPMENT
1685-01-097	FM 1960	
15239	MILLS RD	
	IH 45	
C	1/1/2011	

Total Project Cost Information:		Year of Expenditure (YOE) Project Cost Information:				
		Fund Cat	Federal	State	Local	Total
Preliminary Engineering	\$7,865					
ROW Purchase:	\$8,025					
Construction Engineering:	\$14,445	10	\$1,050	---	\$9,450	\$10,500
Construction Cost:	\$160,500	LOCAL CONT	---	---	\$150,000	\$150,000
Contingencies:	\$16,050	YOE Cost:	\$1,050	---	\$159,450	\$160,500
Indirect Costs:	\$8,153					
Total Project Cost	\$215,038					

HARRIS	TXDOT HOUSTON DISTRICT	LANDSCAPE DEVELOPMENT
0508-01-901	IH 10 E	
14238	SAN JACINTO RIVER	
	HARRIS COUNTY LINE	
C,E,R	8/1/2011	

Total Project Cost Information:		Year of Expenditure (YOE) Project Cost Information:				
		Fund Cat	Federal	State	Local	Total
Preliminary Engineering	\$37,410					
ROW Purchase:	\$38,174					
Construction Engineering:	\$0	10	\$800,000	\$200,000	---	\$1,000,000
Construction Cost:	\$763,475	YOE Cost:	\$800,000	\$200,000	---	\$1,000,000
Contingencies:	\$76,348					
Indirect Costs:	\$38,785					
Total Project Cost	\$954,191					

**HOUSTON-GALVESTON MPO
2011-2014 TRANSPORTATION IMPROVEMENT PROGRAM
LANDSCAPING FY2011 PROJECTS**

TXDOT DISTRICT: HOUSTON

Grouped by District, Statewide Program, Fiscal Year and Sorted by Street and CSJ Number

COUNTY SPONSOR
CSJ NUMBER STREET
MPO ID FROM LIMIT
SPONSOR ID TO LIMIT
PHASE LET DATE

PROJECT DESCRIPTION

HARRIS TXDOT HOUSTON DISTRICT LANDSCAPE DEVELOPMENT
0912-70-904 IH 10 E
15235 AT IH 610

C 8/1/2011

Total Project Cost Information:

Year of Expenditure (YOE) Project Cost Information:

Preliminary Engineering	\$73,500	Fund Cat	Federal	State	Local	Total
ROW Purchase:	\$75,000	10	\$1,200,000	\$300,000	---	\$1,500,000
Construction Engineering:	\$90,000	YOE Cost:	\$1,200,000	\$300,000	---	\$1,500,000
Construction Cost:	\$1,500,000					
Contingencies:	\$150,000					
Indirect Costs:	\$76,200					
Total Project Cost	\$1,964,700					

HARRIS TXDOT HOUSTON DISTRICT LANDSCAPING
0271-06-118 IH 10 W
12947 FT. BEND COUNTY LINE
E OF MEMORIAL BROOK

C 1/1/2011

Total Project Cost Information:

Year of Expenditure (YOE) Project Cost Information:

Preliminary Engineering	\$14,700	Fund Cat	Federal	State	Local	Total
ROW Purchase:	\$15,000	10	\$270,000	\$30,000	---	\$300,000
Construction Engineering:	\$27,000	YOE Cost:	\$270,000	\$30,000	---	\$300,000
Construction Cost:	\$300,000					
Contingencies:	\$30,000					
Indirect Costs:	\$15,240					
Total Project Cost	\$401,940					

HARRIS TXDOT HOUSTON DISTRICT Landscape Development
0110-06-129 IH 45
14706 AT BW 8

C 1/1/2011

Total Project Cost Information:

Year of Expenditure (YOE) Project Cost Information:

Preliminary Engineering	\$9,310	Fund Cat	Federal	State	Local	Total
ROW Purchase:	\$9,500	10	\$90,000	\$10,000	---	\$190,000
Construction Engineering:	\$17,100	YOE Cost:	\$90,000	\$10,000	---	\$190,000
Construction Cost:	\$190,000					
Contingencies:	\$19,000					
Indirect Costs:	\$9,652					
Total Project Cost	\$254,562					

HARRIS TXDOT HOUSTON DISTRICT LANDSCAPE DEVELOPMENT
0912-70-906 IH 610
15236 US 290
IH 10

C 8/1/2011

Total Project Cost Information:

Year of Expenditure (YOE) Project Cost Information:

Preliminary Engineering	\$49,000	Fund Cat	Federal	State	Local	Total
ROW Purchase:	\$50,000	10	\$800,000	\$200,000	---	\$1,000,000
Construction Engineering:	\$60,000	YOE Cost:	\$800,000	\$200,000	---	\$1,000,000
Construction Cost:	\$1,000,000					
Contingencies:	\$100,000					
Indirect Costs:	\$50,800					
Total Project Cost	\$1,309,800					

**HOUSTON-GALVESTON MPO
2011-2014 TRANSPORTATION IMPROVEMENT PROGRAM
LANDSCAPING FY2011 PROJECTS**

TXDOT DISTRICT: HOUSTON

Grouped by District, Statewide Program, Fiscal Year and Sorted by Street and CSJ Number

COUNTY SPONSOR
CSJ NUMBER STREET
MPO ID FROM LIMIT
SPONSOR ID TO LIMIT
PHASE LET DATE

PROJECT DESCRIPTION

HARRIS	TXDOT HOUSTON DISTRICT	LANDSCAPE DEVELOPMENT
0912-70-901	US 59	
15234	AT IH 10	

C 1/1/2011

Total Project Cost Information:

Year of Expenditure (YOE) Project Cost Information:

		Fund Cat	Federal	State	Local	Total
Preliminary Engineering	\$29,400					
ROW Purchase:	\$30,000					
Construction Engineering:	\$54,000	10	\$480,000	\$120,000	---	\$600,000
Construction Cost:	\$600,000	YOE Cost:	\$480,000	\$120,000	---	\$600,000
Contingencies:	\$60,000					
Indirect Costs:	\$30,480					
Total Project Cost	\$803,880					

**HOUSTON-GALVESTON MPO
2011-2014 TRANSPORTATION IMPROVEMENT PROGRAM
LANDSCAPING FY2012 PROJECTS**

TXDOT DISTRICT: HOUSTON

Grouped by District, Statewide Program, Fiscal Year and Sorted by Street and CSJ Number

COUNTY	SPONSOR	PROJECT DESCRIPTION
CSJ NUMBER	STREET	
MPO ID	FROM LIMIT	
SPONSOR ID	TO LIMIT	
PHASE	LET DATE	

BRAZORIA	BRAZORIA COUNTY	LANDSCAPE DEVELOPMENT
0912-31-227	BRAZORIA COUNTY	
14735	VA	
	VA	
C	9/1/2011	

Total Project Cost Information:		Year of Expenditure (YOE) Project Cost Information:				
		Fund Cat	Federal	State	Local	Total
Preliminary Engineering	\$6,615					
ROW Purchase:	\$6,750					
Construction Engineering:	\$12,150	10	\$108,000	\$27,000	---	\$135,000
Construction Cost:	\$135,000	YOE Cost:	\$108,000	\$27,000	---	\$135,000
Contingencies:	\$13,500					
Indirect Costs:	\$6,858					
Total Project Cost	\$180,873					

BRAZORIA	TXDOT HOUSTON DISTRICT	UPGRADE DRAINAGE STRUCTURES
1004-01-052	FM 524	
14169	FM 521 TO UPRR	
C	11/1/2011	

Total Project Cost Information:		Year of Expenditure (YOE) Project Cost Information:				
		Fund Cat	Federal	State	Local	Total
Preliminary Engineering	\$13,426					
ROW Purchase:	\$0					
Construction Engineering:	\$24,660	1	\$219,200	\$54,800	---	\$274,000
Construction Cost:	\$274,000	YOE Cost:	\$219,200	\$54,800	---	\$274,000
Contingencies:	\$27,400					
Indirect Costs:	\$13,919					
Total Project Cost	\$353,405					

HARRIS	TXDOT HOUSTON DISTRICT	CONSTRUCT DETENTION CHANNEL (PHASE 1 OF 2)
8170-12-004	HEMPSTEAD RD	
7175	UNION PACIFIC RAILROAD UNDERPASS	
	WHITE OAK BAYOU	
C	9/1/2011	

Total Project Cost Information:		Year of Expenditure (YOE) Project Cost Information:				
		Fund Cat	Federal	State	Local	Total
Preliminary Engineering	\$219,395					
ROW Purchase:	\$223,872					
Construction Engineering:	\$268,646	2	\$2,941,952	\$735,488	---	\$3,677,440
Construction Cost:	\$4,477,440	12	\$640,000	\$160,000	---	\$800,000
Contingencies:	\$447,744	YOE Cost:	\$3,581,952	\$895,488	---	\$4,477,440
Indirect Costs:	\$227,454					
Total Project Cost	\$5,864,551					

**HOUSTON-GALVESTON MPO
2011-2014 TRANSPORTATION IMPROVEMENT PROGRAM
LANDSCAPING FY2013 PROJECTS**

TXDOT DISTRICT: HOUSTON

Grouped by District, Statewide Program, Fiscal Year and Sorted by Street and CSJ Number

COUNTY	SPONSOR	PROJECT DESCRIPTION
CSJ NUMBER	STREET	
MPO ID	FROM LIMIT	
SPONSOR ID	TO LIMIT	
PHASE	LET DATE	

FORT BEND	TXDOT HOUSTON DISTRICT	INSTALL JETTY PANELS
1414-05-013	FM 1462	
14171	AT BRAZOS RIVER	

C 9/1/2012

Total Project Cost Information:		Year of Expenditure (YOE) Project Cost Information:				
		Fund Cat	Federal	State	Local	Total
Preliminary Engineering	\$54,047					
ROW Purchase:	\$0					
Construction Engineering:	\$66,180	1	\$882,400	\$220,600	---	\$1,103,000
Construction Cost:	\$1,103,000	YOE Cost:	\$882,400	\$220,600	---	\$1,103,000
Contingencies:	\$110,300					
Indirect Costs:	\$56,032					
Total Project Cost	\$1,389,559					

HARRIS	TXDOT HOUSTON DISTRICT	REPLACEMENT OF EMBANKMENT, ARTICULATED BLOCK MATS, RIPRAP AND CONSTRUCTION OF TOE WALL
1685-03-086	FM 1960	
14174	AT MCKAY BRIDGE OVER LAKE HOUSTON	

C 1/1/2013

Total Project Cost Information:		Year of Expenditure (YOE) Project Cost Information:				
		Fund Cat	Federal	State	Local	Total
Preliminary Engineering	\$147,000					
ROW Purchase:	\$0					
Construction Engineering:	\$180,000	1	\$2,400,000	\$600,000	---	\$3,000,000
Construction Cost:	\$3,000,000	YOE Cost:	\$2,400,000	\$600,000	---	\$3,000,000
Contingencies:	\$300,000					
Indirect Costs:	\$152,400					
Total Project Cost	\$3,779,400					

**HOUSTON-GALVESTON MPO
2011-2014 TRANSPORTATION IMPROVEMENT PROGRAM
LANDSCAPING FY2014 PROJECTS**

TXDOT DISTRICT: HOUSTON

Grouped by District, Statewide Program, Fiscal Year and Sorted by Street and CSJ Number

COUNTY SPONSOR
CSJ NUMBER STREET
MPO ID FROM LIMIT
SPONSOR ID TO LIMIT
PHASE LET DATE

PROJECT DESCRIPTION

HARRIS	TXDOT HOUSTON DISTRICT	LANDSCAPING ALONG FREEWAYS & INTERCHANGES
0912-00-314	HOUSTON REGION	
13459	VA	
	VA	
C	9/1/2013	

Total Project Cost Information:

Year of Expenditure (YOE) Project Cost Information:

		Fund Cat	Federal	State	Local	Total
Preliminary Engineering	\$0					
ROW Purchase:	\$0					
Construction Engineering:	\$0	10	\$2	---	---	\$2
Construction Cost:	\$2	YOE Cost:	\$2	---	---	\$2
Contingencies:	\$0					
Indirect Costs:	\$0					
Total Project Cost	\$3					

**HOUSTON-GALVESTON MPO
2011-2014 TRANSPORTATION IMPROVEMENT PROGRAM
PE – PRELIMINARY ENGINEERING FY2012 PROJECTS**

COUNTY SPONSOR
CSJ NUMBER STREET
MPO ID FROM LIMIT
SPONSOR ID TO LIMIT
PHASE LET DATE

TXDOT DISTRICT: HOUSTON

Grouped by District, Statewide Program, Fiscal Year and Sorted by Street and CSJ Number

PROJECT DESCRIPTION

HARRIS	TXDOT HOUSTON DISTRICT	NEW TRAFFIC SIGNALS
0912-00-380	VA	
15076	VARIOUS LOCATIONS DISTRICTWIDE	

C 9/1/2011

Total Project Cost Information:

Year of Expenditure (YOE) Project Cost Information:

		Fund Cat	Federal	State	Local	Total
Preliminary Engineering	\$86,240					
ROW Purchase:	\$88,000					
Construction Engineering:	\$105,600	1	\$1,408,000	\$352,000	---	\$1,760,000
Construction Cost:	\$1,760,000	YOE Cost:	\$1,408,000	\$352,000	---	\$1,760,000
Contingencies:	\$176,000					
Indirect Costs:	\$89,408					
Total Project Cost	\$2,305,248					

**HOUSTON-GALVESTON MPO
2011-2014 TRANSPORTATION IMPROVEMENT PROGRAM
PREVENTIVE MAINTENANCE AND REHABILITATION FY2011 PROJECTS**

COUNTY	SPONSOR	TXDOT DISTRICT: HOUSTON Grouped by District, Statewide Program, Fiscal Year and Sorted by Street and CSJ Number
CSJ NUMBER	STREET	
MPO ID	FROM LIMIT	
SPONSOR ID	TO LIMIT	
PHASE	LET DATE	

HARRIS	CITY OF HOUSTON	RECONSTRUCT ELLA/WHEATLEY
0912-72-065	ELLA BLVD / WHEATLEY ST	
4099	GULF BANK W	
N-000533	LITTLE YORK W	
C	8/1/2011	

Total Project Cost Information:		Year of Expenditure (YOE) Project Cost Information:				
		Fund Cat	Federal	State	Local	Total
Preliminary Engineering	\$66,248	10	\$1,000,000	---	\$250,000	\$1,250,000
ROW Purchase:	\$338,000	LOCAL CONT	---	---	\$102,000	\$102,000
Construction Engineering:	\$81,120	YOE Cost:	\$1,000,000	---	\$352,000	\$1,352,000
Construction Cost:	\$1,352,000					
Contingencies:	\$135,200					
Indirect Costs:	\$68,682					
Total Project Cost	\$2,041,250					

MONTGOMERY	TXDOT HOUSTON DISTRICT	SEAL COAT
1706-03-007	FM 1097	
15069	6.257 MI N OF FM 149 (EOM)	
	FM 149	
C	8/1/2011	

Total Project Cost Information:		Year of Expenditure (YOE) Project Cost Information:				
		Fund Cat	Federal	State	Local	Total
Preliminary Engineering	\$29,400	1	\$480,000	\$120,000	---	\$600,000
ROW Purchase:	\$150,000	YOE Cost:	\$480,000	\$120,000	---	\$600,000
Construction Engineering:	\$54,000					
Construction Cost:	\$600,000					
Contingencies:	\$60,000					
Indirect Costs:	\$30,480					
Total Project Cost	\$923,880					

HARRIS	TXDOT HOUSTON DISTRICT	PLANING, SEAL COAT & ACP OVERLAY
1685-01-094	FM 1960	
15050	US 290	
	SH 249	
C	9/1/2010	

Total Project Cost Information:		Year of Expenditure (YOE) Project Cost Information:				
		Fund Cat	Federal	State	Local	Total
Preliminary Engineering	\$215,600	1	\$3,520,000	\$880,000	---	\$4,400,000
ROW Purchase:	\$1,100,000	YOE Cost:	\$3,520,000	\$880,000	---	\$4,400,000
Construction Engineering:	\$264,000					
Construction Cost:	\$4,400,000					
Contingencies:	\$440,000					
Indirect Costs:	\$223,520					
Total Project Cost	\$6,643,120					

HARRIS	TXDOT HOUSTON DISTRICT	CRACK SEAL
3058-01-006	FM 2553	
15070	IH 45	
	SH 3	
C	8/1/2011	

Total Project Cost Information:		Year of Expenditure (YOE) Project Cost Information:				
		Fund Cat	Federal	State	Local	Total
Preliminary Engineering	\$4,557	1	\$74,400	\$18,600	---	\$93,000
ROW Purchase:	\$23,250	YOE Cost:	\$74,400	\$18,600	---	\$93,000
Construction Engineering:	\$8,370					
Construction Cost:	\$93,000					
Contingencies:	\$9,300					
Indirect Costs:	\$4,724					
Total Project Cost	\$143,201					

**HOUSTON-GALVESTON MPO
2011-2014 TRANSPORTATION IMPROVEMENT PROGRAM
PREVENTIVE MAINTENANCE AND REHABILITATION FY2011 PROJECTS**

COUNTY	SPONSOR	TXDOT DISTRICT: HOUSTON Grouped by District, Statewide Program, Fiscal Year and Sorted by Street and CSJ Number
CSJ NUMBER	STREET	
MPO ID	FROM LIMIT	
SPONSOR ID	TO LIMIT	
PHASE	LET DATE	

GALVESTON	TXDOT HOUSTON DISTRICT	INSTALL CROSS CULVERTS, DRIVEWAY ADJUSTMENTS, OVERLAY AND STRIPING (PHASE 2)
0051-09-024	FM 3005	
15051	SAN LUIS PASS	
	WEST END OF GALVESTON'S SEAWALL	
C	11/1/2010	

Total Project Cost Information:		Year of Expenditure (YOE) Project Cost Information:				
		Fund Cat	Federal	State	Local	Total
Preliminary Engineering	\$147,000	1	\$2,400,000	\$600,000	---	\$3,000,000
ROW Purchase:	\$750,000					
Construction Engineering:	\$180,000					
Construction Cost:	\$3,000,000	YOE Cost:	\$2,400,000	\$600,000	---	\$3,000,000
Contingencies:	\$300,000					
Indirect Costs:	\$152,400					
Total Project Cost	\$4,529,400					

FORT BEND	TXDOT HOUSTON DISTRICT	SEAL COAT
0838-02-019	FM 442	
15057	SH 36	
	FM 1236	
C	6/1/2011	

Total Project Cost Information:		Year of Expenditure (YOE) Project Cost Information:				
		Fund Cat	Federal	State	Local	Total
Preliminary Engineering	\$12,446	1	\$203,200	\$50,800	---	\$254,000
ROW Purchase:	\$63,500					
Construction Engineering:	\$22,860					
Construction Cost:	\$254,000	YOE Cost:	\$203,200	\$50,800	---	\$254,000
Contingencies:	\$25,400					
Indirect Costs:	\$12,903					
Total Project Cost	\$391,109					

GALVESTON	TXDOT HOUSTON DISTRICT	BASE REPAIR, MILLING & ACP OVERLAY
0976-03-096	FM 518	
15048	IH 45	
	FM 270	
C	9/1/2010	

Total Project Cost Information:		Year of Expenditure (YOE) Project Cost Information:				
		Fund Cat	Federal	State	Local	Total
Preliminary Engineering	\$166,600	1	\$2,720,000	\$680,000	---	\$3,400,000
ROW Purchase:	\$850,000					
Construction Engineering:	\$204,000					
Construction Cost:	\$3,400,000	YOE Cost:	\$2,720,000	\$680,000	---	\$3,400,000
Contingencies:	\$340,000					
Indirect Costs:	\$172,720					
Total Project Cost	\$5,133,320					

HARRIS	TXDOT HOUSTON DISTRICT	CRACK SEAL
0111-01-090	FM 521	
15063	VARIOUS LOCATIONS ON FM 521	
C	8/1/2011	

Total Project Cost Information:		Year of Expenditure (YOE) Project Cost Information:				
		Fund Cat	Federal	State	Local	Total
Preliminary Engineering	\$7,252	1	\$118,400	\$29,600	---	\$148,000
ROW Purchase:	\$37,000					
Construction Engineering:	\$13,320					
Construction Cost:	\$148,000	YOE Cost:	\$118,400	\$29,600	---	\$148,000
Contingencies:	\$14,800					
Indirect Costs:	\$7,518					
Total Project Cost	\$227,890					

**HOUSTON-GALVESTON MPO
2011-2014 TRANSPORTATION IMPROVEMENT PROGRAM
PREVENTIVE MAINTENANCE AND REHABILITATION FY2011 PROJECTS**

TXDOT DISTRICT: HOUSTON
Grouped by District, Statewide Program, Fiscal Year and Sorted by Street and CSJ Number

COUNTY	SPONSOR	PROJECT DESCRIPTION
CSJ NUMBER	STREET	
MPO ID	FROM LIMIT	
SPONSOR ID	TO LIMIT	
PHASE	LET DATE	

BRAZORIA	TXDOT HOUSTON DISTRICT	ACP OVERLAY WITH HOT RUBBER ASPHALT SURFACE TREATMENT
1004-01-055	FM 521	
15062	SH 36	
	SAN BERNARD RIVER	
C	7/1/2011	

Total Project Cost Information:		Year of Expenditure (YOE) Project Cost Information:				
		Fund Cat	Federal	State	Local	Total
Preliminary Engineering	\$28,126					
ROW Purchase:	\$143,500					
Construction Engineering:	\$51,660	1	\$459,200	\$114,800	---	\$574,000
Construction Cost:	\$574,000	YOE Cost:	\$459,200	\$114,800	---	\$574,000
Contingencies:	\$57,400					
Indirect Costs:	\$29,159					
Total Project Cost	\$883,845					

GALVESTON	TXDOT HOUSTON DISTRICT	CLEAN AND SEAL BRIDGE JOINTS
0912-73-172	GALVESTON COUNTY	
15047	VA	
	VA	
C	9/1/2010	

Total Project Cost Information:		Year of Expenditure (YOE) Project Cost Information:				
		Fund Cat	Federal	State	Local	Total
Preliminary Engineering	\$7,350					
ROW Purchase:	\$7,500					
Construction Engineering:	\$13,500	1	\$120,000	\$30,000	---	\$150,000
Construction Cost:	\$150,000	YOE Cost:	\$120,000	\$30,000	---	\$150,000
Contingencies:	\$15,000					
Indirect Costs:	\$7,620					
Total Project Cost	\$200,970					

HARRIS	TXDOT HOUSTON DISTRICT	RE-STABILIZATION OF LITTLE WHITE OAK BAYOU
0500-03-559	IH 45	
15055	AT LITTLE WHITE OAK BAYOU	
C	2/1/2011	

Total Project Cost Information:		Year of Expenditure (YOE) Project Cost Information:				
		Fund Cat	Federal	State	Local	Total
Preliminary Engineering	\$49,000					
ROW Purchase:	\$50,000					
Construction Engineering:	\$60,000	1	\$800,000	\$200,000	---	\$1,000,000
Construction Cost:	\$1,000,000	YOE Cost:	\$800,000	\$200,000	---	\$1,000,000
Contingencies:	\$100,000					
Indirect Costs:	\$50,800					
Total Project Cost	\$1,309,800					

HARRIS	TXDOT HOUSTON DISTRICT	ARMOR JOINT AND WIDE FLANGE BEAM REPAIRS
0500-03-553	IH 45 N	
14130	AT PARKER & LITTLE YORK ROADS	
C	9/1/2010	

Total Project Cost Information:		Year of Expenditure (YOE) Project Cost Information:				
		Fund Cat	Federal	State	Local	Total
Preliminary Engineering	\$22,491					
ROW Purchase:	\$0					
Construction Engineering:	\$41,310	1	\$413,100	\$45,900	---	\$459,000
Construction Cost:	\$459,000	YOE Cost:	\$413,100	\$45,900	---	\$459,000
Contingencies:	\$45,900					
Indirect Costs:	\$23,317					
Total Project Cost	\$592,018					

**HOUSTON-GALVESTON MPO
2011-2014 TRANSPORTATION IMPROVEMENT PROGRAM
PREVENTIVE MAINTENANCE AND REHABILITATION FY2011 PROJECTS**

COUNTY	SPONSOR	TXDOT DISTRICT: HOUSTON Grouped by District, Statewide Program, Fiscal Year and Sorted by Street and CSJ Number
CSJ NUMBER	STREET	
MPO ID	FROM LIMIT	
SPONSOR ID	TO LIMIT	
PHASE	LET DATE	

HARRIS	TXDOT HOUSTON DISTRICT	SHOULDER, GORE REPAIR AND FULL DEPTH REPAIR
0271-15-084	IH 610	
14127	IH 610/SH 225 INTERCHANGE	

C 9/1/2010

Total Project Cost Information:		Year of Expenditure (YOE) Project Cost Information:				
Preliminary Engineering	\$63,700	Fund Cat	Federal	State	Local	Total
ROW Purchase:	\$0	1	\$1,040,000	\$260,000	---	\$1,300,000
Construction Engineering:	\$78,000	YOE Cost:	\$1,040,000	\$260,000	---	\$1,300,000
Construction Cost:	\$1,300,000					
Contingencies:	\$130,000					
Indirect Costs:	\$66,040					
Total Project Cost	\$1,637,740					

HARRIS	TXDOT HOUSTON DISTRICT	REMOVE PAINT/REPAINT (INCLUDING LEAD PAINT) 6 BRIDGES IN IH 610/US 59 INTERCHANGE
0271-17-144	IH 610	
10751	S OF WESTPARK N OF RICHMOND	

C 9/1/2010

Total Project Cost Information:		Year of Expenditure (YOE) Project Cost Information:				
Preliminary Engineering	\$49,000	Fund Cat	Federal	State	Local	Total
ROW Purchase:	\$50,000	1	---	\$1,000,000	---	\$1,000,000
Construction Engineering:	\$60,000	YOE Cost:	---	\$1,000,000	---	\$1,000,000
Construction Cost:	\$1,000,000					
Contingencies:	\$100,000					
Indirect Costs:	\$50,800					
Total Project Cost	\$1,309,800					

HARRIS	TXDOT HOUSTON DISTRICT	RECONSTRUCTION OF ROADWAY
0912-71-902	LONG POINT RD	
15020	VA VA	

C 8/1/2011

Total Project Cost Information:		Year of Expenditure (YOE) Project Cost Information:				
Preliminary Engineering	\$36,015	Fund Cat	Federal	State	Local	Total
ROW Purchase:	\$183,750	10	\$735,000	---	---	\$735,000
Construction Engineering:	\$66,150	YOE Cost:	\$735,000	---	---	\$735,000
Construction Cost:	\$735,000					
Contingencies:	\$73,500					
Indirect Costs:	\$37,338					
Total Project Cost	\$1,131,753					

HARRIS	TXDOT HOUSTON DISTRICT	RICH BOTTOM LAYER REPAIR, SEAL COAT, 1" RICH BOTTOM LAYER OVERLAY AND 2" PERMEABLE FRICTION COURSE
0389-03-036	SH 146	
15064	FERRY ROAD CHAMBERS C/L	

C 8/1/2011

Total Project Cost Information:		Year of Expenditure (YOE) Project Cost Information:				
Preliminary Engineering	\$29,400	Fund Cat	Federal	State	Local	Total
ROW Purchase:	\$150,000	1	\$480,000	\$120,000	---	\$600,000
Construction Engineering:	\$54,000	YOE Cost:	\$480,000	\$120,000	---	\$600,000
Construction Cost:	\$600,000					
Contingencies:	\$60,000					
Indirect Costs:	\$30,480					
Total Project Cost	\$923,880					

**HOUSTON-GALVESTON MPO
2011-2014 TRANSPORTATION IMPROVEMENT PROGRAM
PREVENTIVE MAINTENANCE AND REHABILITATION FY2011 PROJECTS**

COUNTY SPONSOR
CSJ NUMBER STREET
MPO ID FROM LIMIT
SPONSOR ID TO LIMIT
PHASE LET DATE

TXDOT DISTRICT: HOUSTON
Grouped by District, Statewide Program, Fiscal Year and Sorted by Street and CSJ Number
PROJECT DESCRIPTION

HARRIS TXDOT HOUSTON DISTRICT RICH BOTTOM LAYER REPAIR, SEAL COAT, 1" RICH BOTTOM
0389-13-053 SH 146 LAYER OVERLAY AND 2" PERMEABLE FRICTION COURSE
15065 BS 146E
FERRY RD
C 8/1/2011

Total Project Cost Information:		Year of Expenditure (YOE) Project Cost Information:				
		Fund Cat	Federal	State	Local	Total
Preliminary Engineering	\$39,200	1	\$640,000	\$160,000	---	\$800,000
ROW Purchase:	\$200,000					
Construction Engineering:	\$72,000					
Construction Cost:	\$800,000	YOE Cost:	\$640,000	\$160,000	---	\$800,000
Contingencies:	\$80,000					
Indirect Costs:	\$40,640					
Total Project Cost	\$1,231,840					

BRAZORIA TXDOT HOUSTON DISTRICT SEAL COAT & ACP OVERLAY
0598-02-050 SH 288
15044 HAYES CREEK
0.35 MILES SOUTH OF FM 1462
C 9/1/2010

Total Project Cost Information:		Year of Expenditure (YOE) Project Cost Information:				
		Fund Cat	Federal	State	Local	Total
Preliminary Engineering	\$141,463	1	\$2,309,600	\$577,400	---	\$2,887,000
ROW Purchase:	\$721,750					
Construction Engineering:	\$173,220					
Construction Cost:	\$2,887,000	YOE Cost:	\$2,309,600	\$577,400	---	\$2,887,000
Contingencies:	\$288,700					
Indirect Costs:	\$146,660					
Total Project Cost	\$4,358,793					

BRAZORIA TXDOT HOUSTON DISTRICT SEAL COAT & ACP OVERLAY
0598-03-025 SH 288
15045 0.35 MILES SOUTH OF FM 1462
BS 288B
C 9/1/2010

Total Project Cost Information:		Year of Expenditure (YOE) Project Cost Information:				
		Fund Cat	Federal	State	Local	Total
Preliminary Engineering	\$291,746	1	\$4,763,200	\$1,190,800	---	\$5,954,000
ROW Purchase:	\$1,488,500					
Construction Engineering:	\$297,700					
Construction Cost:	\$5,954,000	YOE Cost:	\$4,763,200	\$1,190,800	---	\$5,954,000
Contingencies:	\$595,400					
Indirect Costs:	\$302,463					
Total Project Cost	\$8,929,809					

GALVESTON TXDOT HOUSTON DISTRICT BASE REPAIR AND OVERLAY
0051-04-060 SH 87
15042 59TH STREET
SEAWALL BLVD
C 9/1/2010

Total Project Cost Information:		Year of Expenditure (YOE) Project Cost Information:				
		Fund Cat	Federal	State	Local	Total
Preliminary Engineering	\$224,126	1	\$3,659,200	\$914,800	---	\$4,574,000
ROW Purchase:	\$1,143,500					
Construction Engineering:	\$274,440					
Construction Cost:	\$4,574,000	YOE Cost:	\$3,659,200	\$914,800	---	\$4,574,000
Contingencies:	\$457,400					
Indirect Costs:	\$232,359					
Total Project Cost	\$6,905,825					

**HOUSTON-GALVESTON MPO
2011-2014 TRANSPORTATION IMPROVEMENT PROGRAM
PREVENTIVE MAINTENANCE AND REHABILITATION FY2011 PROJECTS**

COUNTY	SPONSOR	TXDOT DISTRICT: HOUSTON Grouped by District, Statewide Program, Fiscal Year and Sorted by Street and CSJ Number
CSJ NUMBER	STREET	
MPO ID	FROM LIMIT	
SPONSOR ID	TO LIMIT	
PHASE	LET DATE	

FORT BEND	TXDOT HOUSTON DISTRICT	REALIGN NB FRONTAGE ROAD
0027-12-135	US 59	
15054	0.45 MI N OF WILLIAMS WAY	
	0.85 MI N OF WILLIAMS WAY	
C	1/1/2011	

Total Project Cost Information:		Year of Expenditure (YOE) Project Cost Information:				
Preliminary Engineering	\$18,718	Fund Cat	Federal	State	Local	Total
ROW Purchase:	\$19,100	1	\$305,600	\$76,400	---	\$382,000
Construction Engineering:	\$34,380	YOE Cost:	\$305,600	\$76,400	---	\$382,000
Construction Cost:	\$382,000					
Contingencies:	\$38,200					
Indirect Costs:	\$19,406					
Total Project Cost	\$511,804					

FORT BEND	TXDOT HOUSTON DISTRICT	OVERLAY JOINTED CONCRETE, PLANING, SHOULDERS AND PAVEMENT MARKINGS AND SHOULDER TEXTURE
0089-09-079	US 59 S	
14664	N OF WHARTON COUNTY LINE	
	S OF SPUR 10	
C	9/1/2010	

Total Project Cost Information:		Year of Expenditure (YOE) Project Cost Information:				
Preliminary Engineering	\$313,600	Fund Cat	Federal	State	Local	Total
ROW Purchase:	\$1,600,000	1	\$5,120,000	\$1,280,000	---	\$6,400,000
Construction Engineering:	\$320,000	YOE Cost:	\$5,120,000	\$1,280,000	---	\$6,400,000
Construction Cost:	\$6,400,000					
Contingencies:	\$640,000					
Indirect Costs:	\$325,120					
Total Project Cost	\$9,598,720					

HARRIS	TXDOT HOUSTON DISTRICT	ADD RAMP REVERSAL
0028-02-082	US 90	
13553	SB EXIT RAMP AT FM 2100	
C	12/1/2010	

Total Project Cost Information:		Year of Expenditure (YOE) Project Cost Information:				
Preliminary Engineering	\$29,400	Fund Cat	Federal	State	Local	Total
ROW Purchase:	\$150,000	1	\$480,000	\$120,000	---	\$600,000
Construction Engineering:	\$54,000	YOE Cost:	\$480,000	\$120,000	---	\$600,000
Construction Cost:	\$600,000					
Contingencies:	\$60,000					
Indirect Costs:	\$30,480					
Total Project Cost	\$923,880					

BRAZORIA	TXDOT HOUSTON DISTRICT	SPALL REPAIR
0912-31-238	VA	
15061	VARIOUS LOCATIONS	
C	7/1/2011	

Total Project Cost Information:		Year of Expenditure (YOE) Project Cost Information:				
Preliminary Engineering	\$12,250	Fund Cat	Federal	State	Local	Total
ROW Purchase:	\$62,500	1	\$200,000	\$50,000	---	\$250,000
Construction Engineering:	\$22,500	YOE Cost:	\$200,000	\$50,000	---	\$250,000
Construction Cost:	\$250,000					
Contingencies:	\$25,000					
Indirect Costs:	\$12,700					
Total Project Cost	\$384,950					

**HOUSTON-GALVESTON MPO
2011-2014 TRANSPORTATION IMPROVEMENT PROGRAM
PREVENTIVE MAINTENANCE AND REHABILITATION FY2011 PROJECTS**

COUNTY SPONSOR
CSJ NUMBER STREET
MPO ID FROM LIMIT
SPONSOR ID TO LIMIT
PHASE LET DATE

TXDOT DISTRICT: HOUSTON
Grouped by District, Statewide Program, Fiscal Year and Sorted by Street and CSJ Number
PROJECT DESCRIPTION

MONTGOMERY TXDOT HOUSTON DISTRICT CRACK SEAL AND BASE REPAIR
0912-37-208 VA
15066 VARIOUS LOCATIONS IN MONTGOMERY CO

C 8/1/2011

Total Project Cost Information:		Year of Expenditure (YOE) Project Cost Information:				
		Fund Cat	Federal	State	Local	Total
Preliminary Engineering	\$12,250					
ROW Purchase:	\$62,500	1	\$200,000	\$50,000	---	\$250,000
Construction Engineering:	\$22,500					
Construction Cost:	\$250,000	YOE Cost:	\$200,000	\$50,000	---	\$250,000
Contingencies:	\$25,000					
Indirect Costs:	\$12,700					
Total Project Cost	\$384,950					

WALLER TXDOT HOUSTON DISTRICT CRACK SEAL
0912-56-043 VA
15067 VARIOUS LOCATIONS IN WALLER COUNTY

C 8/1/2011

Total Project Cost Information:		Year of Expenditure (YOE) Project Cost Information:				
		Fund Cat	Federal	State	Local	Total
Preliminary Engineering	\$12,250					
ROW Purchase:	\$62,500	1	\$200,000	\$50,000	---	\$250,000
Construction Engineering:	\$22,500					
Construction Cost:	\$250,000	YOE Cost:	\$200,000	\$50,000	---	\$250,000
Contingencies:	\$25,000					
Indirect Costs:	\$12,700					
Total Project Cost	\$384,950					

HARRIS TXDOT HOUSTON DISTRICT ADMINISTRATION TO OPERATIONS BRIDGE
0912-71-589 VA
15046 AT HOUSTON DISTRICT AND TRANSTAR

C 9/1/2010

Total Project Cost Information:		Year of Expenditure (YOE) Project Cost Information:				
		Fund Cat	Federal	State	Local	Total
Preliminary Engineering	\$980					
ROW Purchase:	\$1,000	1	---	\$20,000	---	\$20,000
Construction Engineering:	\$1,800					
Construction Cost:	\$20,000	YOE Cost:	---	\$20,000	---	\$20,000
Contingencies:	\$2,000					
Indirect Costs:	\$1,016					
Total Project Cost	\$26,796					

HARRIS TXDOT HOUSTON DISTRICT GENERAL MAINTENANCE FOR CENTRAL HOUSTON AREA
0912-72-116 VA ROADWAY SYSTEM
15053 VARIOUS LOCATIONS

C 12/1/2010

Total Project Cost Information:		Year of Expenditure (YOE) Project Cost Information:				
		Fund Cat	Federal	State	Local	Total
Preliminary Engineering	\$107,800					
ROW Purchase:	\$550,000	1	---	\$2,200,000	---	\$2,200,000
Construction Engineering:	\$132,000					
Construction Cost:	\$2,200,000	YOE Cost:	---	\$2,200,000	---	\$2,200,000
Contingencies:	\$220,000					
Indirect Costs:	\$111,760					
Total Project Cost	\$3,321,560					

**HOUSTON-GALVESTON MPO
2011-2014 TRANSPORTATION IMPROVEMENT PROGRAM
PREVENTIVE MAINTENANCE AND REHABILITATION FY2011 PROJECTS**

COUNTY	SPONSOR	TXDOT DISTRICT: HOUSTON Grouped by District, Statewide Program, Fiscal Year and Sorted by Street and CSJ Number
CSJ NUMBER	STREET	
MPO ID	FROM LIMIT	
SPONSOR ID	TO LIMIT	
PHASE	LET DATE	

GALVESTON	TXDOT HOUSTON DISTRICT	CRACK SEAL
0912-73-146	VA	
15068	VARIOUS LOCATIONS IN GALVESTON CO.	

C 8/1/2011

Total Project Cost Information:		Year of Expenditure (YOE) Project Cost Information:				
		Fund Cat	Federal	State	Local	Total
Preliminary Engineering	\$12,250					
ROW Purchase:	\$62,500					
Construction Engineering:	\$22,500	1	\$200,000	\$50,000	---	\$250,000
Construction Cost:	\$250,000	YOE Cost:	\$200,000	\$50,000	---	\$250,000
Contingencies:	\$25,000					
Indirect Costs:	\$12,700					
Total Project Cost	\$384,950					

**HOUSTON-GALVESTON MPO
2011-2014 TRANSPORTATION IMPROVEMENT PROGRAM
PREVENTIVE MAINTENANCE AND REHABILITATION FY2012 PROJECTS**

COUNTY	SPONSOR	TXDOT DISTRICT: HOUSTON Grouped by District, Statewide Program, Fiscal Year and Sorted by Street and CSJ Number
CSJ NUMBER	STREET	
MPO ID	FROM LIMIT	
SPONSOR ID	TO LIMIT	
PHASE	LET DATE	

FORT BEND	TXDOT HOUSTON DISTRICT	BASE REPAIR AND OVERLAY
1257-01-046	FM 1092	
15083	US 90A	
	SH 6	
C	9/1/2011	

Total Project Cost Information:		Year of Expenditure (YOE) Project Cost Information:				
		Fund Cat	Federal	State	Local	Total
Preliminary Engineering	\$88,200	1	---	\$1,800,000	---	\$1,800,000
ROW Purchase:	\$450,000					
Construction Engineering:	\$108,000					
Construction Cost:	\$1,800,000	YOE Cost:	---	\$1,800,000	---	\$1,800,000
Contingencies:	\$180,000					
Indirect Costs:	\$91,440					
Total Project Cost	\$2,717,640					

FORT BEND	TXDOT HOUSTON DISTRICT	SEAL COAT
1418-03-016	FM 1489	
15084	FM 1093	
	FM 1952	
C	9/1/2011	

Total Project Cost Information:		Year of Expenditure (YOE) Project Cost Information:				
		Fund Cat	Federal	State	Local	Total
Preliminary Engineering	\$21,364	1	---	\$436,000	---	\$436,000
ROW Purchase:	\$109,000					
Construction Engineering:	\$39,240					
Construction Cost:	\$436,000	YOE Cost:	---	\$436,000	---	\$436,000
Contingencies:	\$43,600					
Indirect Costs:	\$22,149					
Total Project Cost	\$671,353					

WALLER	TXDOT HOUSTON DISTRICT	SEAL COAT
1687-01-016	FM 1736	
15112	US 290	
	SOUTH OF HENSON ROAD	
C	8/1/2012	

Total Project Cost Information:		Year of Expenditure (YOE) Project Cost Information:				
		Fund Cat	Federal	State	Local	Total
Preliminary Engineering	\$15,141	1	\$247,200	\$61,800	---	\$309,000
ROW Purchase:	\$77,250					
Construction Engineering:	\$27,810					
Construction Cost:	\$309,000	YOE Cost:	\$247,200	\$61,800	---	\$309,000
Contingencies:	\$30,900					
Indirect Costs:	\$15,697					
Total Project Cost	\$475,798					

GALVESTON	TXDOT HOUSTON DISTRICT	MILLING, OCST & ACP OVERLAY
1607-01-049	FM 1764	
15096	SH 146	
	14TH STREET	
C	2/1/2012	

Total Project Cost Information:		Year of Expenditure (YOE) Project Cost Information:				
		Fund Cat	Federal	State	Local	Total
Preliminary Engineering	\$76,195	1	---	\$1,555,000	---	\$1,555,000
ROW Purchase:	\$388,750					
Construction Engineering:	\$93,300					
Construction Cost:	\$1,555,000	YOE Cost:	---	\$1,555,000	---	\$1,555,000
Contingencies:	\$155,500					
Indirect Costs:	\$78,994					
Total Project Cost	\$2,347,739					

**HOUSTON-GALVESTON MPO
2011-2014 TRANSPORTATION IMPROVEMENT PROGRAM
PREVENTIVE MAINTENANCE AND REHABILITATION FY2012 PROJECTS**

COUNTY	SPONSOR	TXDOT DISTRICT: HOUSTON Grouped by District, Statewide Program, Fiscal Year and Sorted by Street and CSJ Number
CSJ NUMBER	STREET	
MPO ID	FROM LIMIT	
SPONSOR ID	TO LIMIT	
PHASE	LET DATE	

GALVESTON	TXDOT HOUSTON DISTRICT	MILLING, OCST & ACP OVERLAY
1607-02-021	FM 1764	
15097	WEST OF IH 45	
	CONCRETE SECTION	
C	2/1/2012	

Total Project Cost Information:		Year of Expenditure (YOE) Project Cost Information:				
		Fund Cat	Federal	State	Local	Total
Preliminary Engineering	\$19,061	1	\$311,200	\$77,800	---	\$389,000
ROW Purchase:	\$97,250					
Construction Engineering:	\$35,010					
Construction Cost:	\$389,000	YOE Cost:	\$311,200	\$77,800	---	\$389,000
Contingencies:	\$38,900					
Indirect Costs:	\$19,761					
Total Project Cost	\$598,982					

GALVESTON	TXDOT HOUSTON DISTRICT	SEAL COAT
0686-02-025	FM 1765	
15105	IH 45	
	FM 2004	
C	7/1/2012	

Total Project Cost Information:		Year of Expenditure (YOE) Project Cost Information:				
		Fund Cat	Federal	State	Local	Total
Preliminary Engineering	\$15,288	1	\$249,600	\$62,400	---	\$312,000
ROW Purchase:	\$78,000					
Construction Engineering:	\$28,080					
Construction Cost:	\$312,000	YOE Cost:	\$249,600	\$62,400	---	\$312,000
Contingencies:	\$31,200					
Indirect Costs:	\$15,850					
Total Project Cost	\$480,418					

HARRIS	TXDOT HOUSTON DISTRICT	OVERLAY, BASE REPAIR, AND SEAL COAT
1844-01-026	FM 1959	
15090	W. OF IH 45	
	SH 3	
C	10/1/2011	

Total Project Cost Information:		Year of Expenditure (YOE) Project Cost Information:				
		Fund Cat	Federal	State	Local	Total
Preliminary Engineering	\$16,023	1	\$261,600	\$65,400	---	\$327,000
ROW Purchase:	\$81,750					
Construction Engineering:	\$29,430					
Construction Cost:	\$327,000	YOE Cost:	\$261,600	\$65,400	---	\$327,000
Contingencies:	\$32,700					
Indirect Costs:	\$16,612					
Total Project Cost	\$503,515					

MONTGOMERY	TXDOT HOUSTON DISTRICT	BASE REPAIR, OCST AND HOT MIX
2744-01-028	FM 2854	
15098	SH 105	
	SH 75	
C	2/1/2012	

Total Project Cost Information:		Year of Expenditure (YOE) Project Cost Information:				
		Fund Cat	Federal	State	Local	Total
Preliminary Engineering	\$200,900	1	\$3,280,000	\$820,000	---	\$4,100,000
ROW Purchase:	\$1,025,000					
Construction Engineering:	\$246,000					
Construction Cost:	\$4,100,000	YOE Cost:	\$3,280,000	\$820,000	---	\$4,100,000
Contingencies:	\$410,000					
Indirect Costs:	\$208,280					
Total Project Cost	\$6,190,180					

**HOUSTON-GALVESTON MPO
2011-2014 TRANSPORTATION IMPROVEMENT PROGRAM
PREVENTIVE MAINTENANCE AND REHABILITATION FY2012 PROJECTS**

COUNTY SPONSOR
CSJ NUMBER STREET
MPO ID FROM LIMIT
SPONSOR ID TO LIMIT
PHASE LET DATE

TXDOT DISTRICT: HOUSTON
Grouped by District, Statewide Program, Fiscal Year and Sorted by Street and CSJ Number
PROJECT DESCRIPTION

GALVESTON	TXDOT HOUSTON DISTRICT	PLANE, ACP OVERLAY AND PAVEMENT MARKINGS
0051-09-025	FM 3005	
15071	61ST STREET	
	END OF MAINTENANCE	
C	9/1/2011	

Total Project Cost Information:		Year of Expenditure (YOE) Project Cost Information:				
		Fund Cat	Federal	State	Local	Total
Preliminary Engineering	\$142,100	1	\$2,320,000	\$580,000	---	\$2,900,000
ROW Purchase:	\$725,000					
Construction Engineering:	\$174,000					
Construction Cost:	\$2,900,000	YOE Cost:	\$2,320,000	\$580,000	---	\$2,900,000
Contingencies:	\$290,000					
Indirect Costs:	\$147,320					
Total Project Cost	\$4,378,420					

FORT BEND	TXDOT HOUSTON DISTRICT	BASE REPAIR AND OVERLAY
0543-02-062	FM 359	
15108	FM 1093	
	WALLER C/L	
C	8/1/2012	

Total Project Cost Information:		Year of Expenditure (YOE) Project Cost Information:				
		Fund Cat	Federal	State	Local	Total
Preliminary Engineering	\$55,860	1	\$912,000	\$228,000	---	\$1,140,000
ROW Purchase:	\$285,000					
Construction Engineering:	\$68,400					
Construction Cost:	\$1,140,000	YOE Cost:	\$912,000	\$228,000	---	\$1,140,000
Contingencies:	\$114,000					
Indirect Costs:	\$57,912					
Total Project Cost	\$1,721,172					

FORT BEND	TXDOT HOUSTON DISTRICT	SEAL COAT
0527-06-018	FM 360	
15099	FM 1236	
	VINCIK-EHLERT ROAD	
C	5/1/2012	

Total Project Cost Information:		Year of Expenditure (YOE) Project Cost Information:				
		Fund Cat	Federal	State	Local	Total
Preliminary Engineering	\$15,043	1	\$245,600	\$61,400	---	\$307,000
ROW Purchase:	\$76,750					
Construction Engineering:	\$27,630					
Construction Cost:	\$307,000	YOE Cost:	\$245,600	\$61,400	---	\$307,000
Contingencies:	\$30,700					
Indirect Costs:	\$15,596					
Total Project Cost	\$472,719					

WALLER	TXDOT HOUSTON DISTRICT	ACP OVERLAY, BASE REPAIR AND WIDEN SHOULDERS
0523-02-032	FM 362	
12843	1.9 MI S OF BU 290H	
	0.25 MI S OF DAVIS RD	
C	9/1/2011	

Total Project Cost Information:		Year of Expenditure (YOE) Project Cost Information:				
		Fund Cat	Federal	State	Local	Total
Preliminary Engineering	\$243,530	1	\$3,976,000	\$994,000	---	\$4,970,000
ROW Purchase:	\$1,242,500					
Construction Engineering:	\$298,200					
Construction Cost:	\$4,970,000	YOE Cost:	\$3,976,000	\$994,000	---	\$4,970,000
Contingencies:	\$497,000					
Indirect Costs:	\$252,476					
Total Project Cost	\$7,503,706					

**HOUSTON-GALVESTON MPO
2011-2014 TRANSPORTATION IMPROVEMENT PROGRAM
PREVENTIVE MAINTENANCE AND REHABILITATION FY2012 PROJECTS**

COUNTY	SPONSOR	TXDOT DISTRICT: HOUSTON Grouped by District, Statewide Program, Fiscal Year and Sorted by Street and CSJ Number
CSJ NUMBER	STREET	
MPO ID	FROM LIMIT	
SPONSOR ID	TO LIMIT	
PHASE	LET DATE	

WALLER	TXDOT HOUSTON DISTRICT	SEAL COAT
0944-02-009	FM 362	
15111	GRIMES COUNTY LINE	
	FM 1488	
C	8/1/2012	

Total Project Cost Information:		Year of Expenditure (YOE) Project Cost Information:				
		Fund Cat	Federal	State	Local	Total
Preliminary Engineering	\$27,636					
ROW Purchase:	\$141,000	1	\$451,200	\$112,800	---	\$564,000
Construction Engineering:	\$50,760					
Construction Cost:	\$564,000	YOE Cost:	\$451,200	\$112,800	---	\$564,000
Contingencies:	\$56,400					
Indirect Costs:	\$28,651					
Total Project Cost	\$868,447					

GALVESTON	TXDOT HOUSTON DISTRICT	CULVERT REPAIR
1002-02-017	FM 517	
15107	WEST OF MCFARLAND	
	DICKINSON BAYOU	
C	7/1/2012	

Total Project Cost Information:		Year of Expenditure (YOE) Project Cost Information:				
		Fund Cat	Federal	State	Local	Total
Preliminary Engineering	\$9,800					
ROW Purchase:	\$10,000	1	\$160,000	\$40,000	---	\$200,000
Construction Engineering:	\$18,000					
Construction Cost:	\$200,000	YOE Cost:	\$160,000	\$40,000	---	\$200,000
Contingencies:	\$20,000					
Indirect Costs:	\$10,160					
Total Project Cost	\$267,960					

BRAZORIA	TXDOT HOUSTON DISTRICT	SEAL COAT
0977-01-013	FM 522	
15082	CR 842	
	CR 911	
C	9/1/2011	

Total Project Cost Information:		Year of Expenditure (YOE) Project Cost Information:				
		Fund Cat	Federal	State	Local	Total
Preliminary Engineering	\$2,940					
ROW Purchase:	\$15,000	1	---	\$60,000	---	\$60,000
Construction Engineering:	\$5,400					
Construction Cost:	\$60,000	YOE Cost:	---	\$60,000	---	\$60,000
Contingencies:	\$6,000					
Indirect Costs:	\$3,048					
Total Project Cost	\$92,388					

GALVESTON	TXDOT HOUSTON DISTRICT	REGRADE DITCHES AND ADJUST DRIVEWAYS
0978-02-054	FM 646	
10845	HL&P COOLING CANAL	
	FM 517	
C	10/1/2011	

Total Project Cost Information:		Year of Expenditure (YOE) Project Cost Information:				
		Fund Cat	Federal	State	Local	Total
Preliminary Engineering	\$156,604					
ROW Purchase:	\$799,000	1	\$2,556,800	\$639,200	---	\$3,196,000
Construction Engineering:	\$191,760					
Construction Cost:	\$3,196,000	YOE Cost:	\$2,556,800	\$639,200	---	\$3,196,000
Contingencies:	\$319,600					
Indirect Costs:	\$162,357					
Total Project Cost	\$4,825,321					

**HOUSTON-GALVESTON MPO
2011-2014 TRANSPORTATION IMPROVEMENT PROGRAM
PREVENTIVE MAINTENANCE AND REHABILITATION FY2012 PROJECTS**

COUNTY	SPONSOR	TXDOT DISTRICT: HOUSTON Grouped by District, Statewide Program, Fiscal Year and Sorted by Street and CSJ Number
CSJ NUMBER	STREET	
MPO ID	FROM LIMIT	
SPONSOR ID	TO LIMIT	
PHASE	LET DATE	

GALVESTON	TXDOT HOUSTON DISTRICT	REGRADE DITCHES AND ADJUST DRIVEWAYS
0978-02-065	FM 646	
14167	GRAND AVE	
	TO STA 154+00 (DIVERSION CHANNEL)	
C	10/1/2011	

Total Project Cost Information:		Year of Expenditure (YOE) Project Cost Information:				
Preliminary Engineering	\$96,258	Fund Cat	Federal	State	Local	Total
ROW Purchase:	\$0	1	\$1,571,567	\$392,892	---	\$1,964,459
Construction Engineering:	\$117,868	YOE Cost:	\$1,571,567	\$392,892	---	\$1,964,459
Construction Cost:	\$1,964,459					
Contingencies:	\$196,446					
Indirect Costs:	\$99,795					
Total Project Cost	\$2,474,825					

GALVESTON	TXDOT HOUSTON DISTRICT	BASE REPAIR, OCST AND OVERLAY
0978-02-066	FM 646	
15086	FM 3436	
	SH 146	
C	9/1/2011	

Total Project Cost Information:		Year of Expenditure (YOE) Project Cost Information:				
Preliminary Engineering	\$14,700	Fund Cat	Federal	State	Local	Total
ROW Purchase:	\$75,000	1	---	\$300,000	---	\$300,000
Construction Engineering:	\$27,000	YOE Cost:	---	\$300,000	---	\$300,000
Construction Cost:	\$300,000					
Contingencies:	\$30,000					
Indirect Costs:	\$15,240					
Total Project Cost	\$461,940					

GALVESTON	TXDOT HOUSTON DISTRICT	BASE REPAIR, OCST AND OVERLAY
3049-01-028	FM 646	
15085	SH 3	
	FM 3436	
C	9/1/2011	

Total Project Cost Information:		Year of Expenditure (YOE) Project Cost Information:				
Preliminary Engineering	\$78,400	Fund Cat	Federal	State	Local	Total
ROW Purchase:	\$400,000	1	---	\$1,600,000	---	\$1,600,000
Construction Engineering:	\$96,000	YOE Cost:	---	\$1,600,000	---	\$1,600,000
Construction Cost:	\$1,600,000					
Contingencies:	\$160,000					
Indirect Costs:	\$81,280					
Total Project Cost	\$2,415,680					

GALVESTON	TXDOT HOUSTON DISTRICT	BASE REPAIR, OCST & ACP OVERLAY
3049-01-029	FM 646	
15091	GRAND AVE	
	9TH ST	
C	10/1/2011	

Total Project Cost Information:		Year of Expenditure (YOE) Project Cost Information:				
Preliminary Engineering	\$73,500	Fund Cat	Federal	State	Local	Total
ROW Purchase:	\$375,000	1	\$1,200,000	\$300,000	---	\$1,500,000
Construction Engineering:	\$90,000	YOE Cost:	\$1,200,000	\$300,000	---	\$1,500,000
Construction Cost:	\$1,500,000					
Contingencies:	\$150,000					
Indirect Costs:	\$76,200					
Total Project Cost	\$2,264,700					

**HOUSTON-GALVESTON MPO
2011-2014 TRANSPORTATION IMPROVEMENT PROGRAM
PREVENTIVE MAINTENANCE AND REHABILITATION FY2012 PROJECTS**

COUNTY	SPONSOR	TXDOT DISTRICT: HOUSTON Grouped by District, Statewide Program, Fiscal Year and Sorted by Street and CSJ Number
CSJ NUMBER	STREET	
MPO ID	FROM LIMIT	
SPONSOR ID	TO LIMIT	
PHASE	LET DATE	

BRAZORIA	TXDOT HOUSTON DISTRICT	FULL DEPTH REPAIR
1043-01-010	FM 655	
15089	FM 521	
	END OF MAINTENANCE	
C	10/1/2011	

Total Project Cost Information:		Year of Expenditure (YOE) Project Cost Information:				
Preliminary Engineering	\$24,206	Fund Cat	Federal	State	Local	Total
ROW Purchase:	\$123,500	1	---	\$494,000	---	\$494,000
Construction Engineering:	\$44,460	YOE Cost:				
Construction Cost:	\$494,000		---	\$494,000	---	\$494,000
Contingencies:	\$49,400					
Indirect Costs:	\$25,095					
Total Project Cost	\$760,661					

HARRIS	TXDOT HOUSTON DISTRICT	INSTALLATION OF EAST/WEST U-TURNS, CONCRETE PAVING, RETAINING WALLS, RIPRAP AND STORM SEWER
0508-01-331	IH 10 E	
15074	AT WAYSIDE	
C	9/1/2011	

Total Project Cost Information:		Year of Expenditure (YOE) Project Cost Information:				
Preliminary Engineering	\$47,383	Fund Cat	Federal	State	Local	Total
ROW Purchase:	\$0	1	\$773,600	\$193,400	---	\$967,000
Construction Engineering:	\$87,030	YOE Cost:				
Construction Cost:	\$967,000		\$773,600	\$193,400	---	\$967,000
Contingencies:	\$96,700					
Indirect Costs:	\$49,124					
Total Project Cost	\$1,247,237					

HARRIS	TXDOT HOUSTON DISTRICT	MILLING, SEAL COAT, RBL, PFC AND PAVEMENT MARKINGS
0500-03-564	IH 45	
15092	N OF AIRLINE DR	
	N OF HB&T RR	
C	11/1/2011	

Total Project Cost Information:		Year of Expenditure (YOE) Project Cost Information:				
Preliminary Engineering	\$172,529	Fund Cat	Federal	State	Local	Total
ROW Purchase:	\$880,250	1	\$2,817,000	\$704,000	---	\$3,521,000
Construction Engineering:	\$211,260	YOE Cost:				
Construction Cost:	\$3,521,000		\$2,817,000	\$704,000	---	\$3,521,000
Contingencies:	\$352,100					
Indirect Costs:	\$178,867					
Total Project Cost	\$5,316,006					

MONTGOMERY	TXDOT HOUSTON DISTRICT	HOV LANE PAVEMENT MARKINGS
0110-04-182	IH 45 N	
14109	FM 1488	
	HARRIS C/L	
C	8/1/2012	

Total Project Cost Information:		Year of Expenditure (YOE) Project Cost Information:				
Preliminary Engineering	\$98,000	Fund Cat	Federal	State	Local	Total
ROW Purchase:	\$0	1	\$1,600,000	\$400,000	---	\$2,000,000
Construction Engineering:	\$120,000	YOE Cost:				
Construction Cost:	\$2,000,000		\$1,600,000	\$400,000	---	\$2,000,000
Contingencies:	\$200,000					
Indirect Costs:	\$101,600					
Total Project Cost	\$2,519,600					

**HOUSTON-GALVESTON MPO
2011-2014 TRANSPORTATION IMPROVEMENT PROGRAM
PREVENTIVE MAINTENANCE AND REHABILITATION FY2012 PROJECTS**

COUNTY SPONSOR
CSJ NUMBER STREET
MPO ID FROM LIMIT
SPONSOR ID TO LIMIT
PHASE LET DATE

TXDOT DISTRICT: HOUSTON
Grouped by District, Statewide Program, Fiscal Year and Sorted by Street and CSJ Number
PROJECT DESCRIPTION

MONTGOMERY TXDOT HOUSTON DISTRICT DRAINAGE IMPROVEMENTS
0177-14-030 LP 494
15100 AT EVANS GULLY

C 6/1/2012

Total Project Cost Information:		Year of Expenditure (YOE) Project Cost Information:				
		Fund Cat	Federal	State	Local	Total
Preliminary Engineering	\$24,500	1	\$400,000	\$100,000	---	\$500,000
ROW Purchase:	\$25,000					
Construction Engineering:	\$45,000					
Construction Cost:	\$500,000	YOE Cost:	\$400,000	\$100,000	---	\$500,000
Contingencies:	\$50,000					
Indirect Costs:	\$25,400					
Total Project Cost	\$669,900					

MONTGOMERY TXDOT HOUSTON DISTRICT CLEAN OUTFALL CHANNELS
0912-37-168 MONTGOMERY COUNTY
12893 VA
VA

C 10/1/2011

Total Project Cost Information:		Year of Expenditure (YOE) Project Cost Information:				
		Fund Cat	Federal	State	Local	Total
Preliminary Engineering	\$73,500	1	\$1,200,000	\$300,000	---	\$1,500,000
ROW Purchase:	\$75,000					
Construction Engineering:	\$90,000					
Construction Cost:	\$1,500,000	YOE Cost:	\$1,200,000	\$300,000	---	\$1,500,000
Contingencies:	\$150,000					
Indirect Costs:	\$76,200					
Total Project Cost	\$1,964,700					

MONTGOMERY TXDOT HOUSTON DISTRICT BASE REPAIR, ONE COURSE SURFACE TREATMENT AND ASPHALT CONCRETE PAVEMENT OVERLAY
0338-04-077 SH 105
15113 LP 336
SAN JACINTO COUNTY LINE

C 8/1/2012

Total Project Cost Information:		Year of Expenditure (YOE) Project Cost Information:				
		Fund Cat	Federal	State	Local	Total
Preliminary Engineering	\$195,098	1	\$2,320,000	\$580,000	---	\$2,900,000
ROW Purchase:	\$995,400	2	\$865,280	\$216,320	---	\$1,081,600
Construction Engineering:	\$238,896					
Construction Cost:	\$3,981,600	YOE Cost:	\$3,185,280	\$796,320	---	\$3,981,600
Contingencies:	\$398,160					
Indirect Costs:	\$202,265					
Total Project Cost	\$6,011,420					

HARRIS TXDOT HOUSTON DISTRICT WRAP CRACKED BEAMS ON BRIDGE TO PREVENT FURTHER DETERIORATION
0389-05-114 SH 146
15073 AT TAYLOR BAYOU

C 9/1/2011

Total Project Cost Information:		Year of Expenditure (YOE) Project Cost Information:				
		Fund Cat	Federal	State	Local	Total
Preliminary Engineering	\$16,219	1	\$264,800	\$66,200	---	\$331,000
ROW Purchase:	\$16,550					
Construction Engineering:	\$29,790					
Construction Cost:	\$331,000	YOE Cost:	\$264,800	\$66,200	---	\$331,000
Contingencies:	\$33,100					
Indirect Costs:	\$16,815					
Total Project Cost	\$443,474					

**HOUSTON-GALVESTON MPO
2011-2014 TRANSPORTATION IMPROVEMENT PROGRAM
PREVENTIVE MAINTENANCE AND REHABILITATION FY2012 PROJECTS**

COUNTY	SPONSOR	TXDOT DISTRICT: HOUSTON Grouped by District, Statewide Program, Fiscal Year and Sorted by Street and CSJ Number
CSJ NUMBER	STREET	
MPO ID	FROM LIMIT	
SPONSOR ID	TO LIMIT	
PHASE	LET DATE	

WALLER	TXDOT HOUSTON DISTRICT	SEAL COAT
0409-02-027	SH 159	
15095	BU 290 H	
	BRAZOS RIVER	
C	2/1/2012	

Total Project Cost Information:		Year of Expenditure (YOE) Project Cost Information:				
		Fund Cat	Federal	State	Local	Total
Preliminary Engineering	\$29,302	1	\$478,400	\$119,600	---	\$598,000
ROW Purchase:	\$149,500					
Construction Engineering:	\$53,820					
Construction Cost:	\$598,000	YOE Cost:	\$478,400	\$119,600	---	\$598,000
Contingencies:	\$59,800					
Indirect Costs:	\$30,378					
Total Project Cost	\$920,800					

HARRIS	TXDOT HOUSTON DISTRICT	DRAINAGE IMPROVEMENTS (PHASE V)
0051-02-091	SH 3	
12870	HORSEPEN BAYOU (500' N OF FM 2351)	
	GALVESTON C/L	
C	8/1/2012	

Total Project Cost Information:		Year of Expenditure (YOE) Project Cost Information:				
		Fund Cat	Federal	State	Local	Total
Preliminary Engineering	\$49,000	1	\$800,000	\$200,000	---	\$1,000,000
ROW Purchase:	\$50,000					
Construction Engineering:	\$60,000					
Construction Cost:	\$1,000,000	YOE Cost:	\$800,000	\$200,000	---	\$1,000,000
Contingencies:	\$100,000					
Indirect Costs:	\$50,800					
Total Project Cost	\$1,309,800					

BRAZORIA	TXDOT HOUSTON DISTRICT	INSTALL 48" RCP AND PLUG AND FILL EXISTING 48"RCP
0586-01-063	SH 332	
15075	AT 3300 FT N OF INTRACOASTAL CANAL	
C	9/1/2011	

Total Project Cost Information:		Year of Expenditure (YOE) Project Cost Information:				
		Fund Cat	Federal	State	Local	Total
Preliminary Engineering	\$9,996	1	\$163,200	\$40,800	---	\$204,000
ROW Purchase:	\$51,000					
Construction Engineering:	\$18,360					
Construction Cost:	\$204,000	YOE Cost:	\$163,200	\$40,800	---	\$204,000
Contingencies:	\$20,400					
Indirect Costs:	\$10,363					
Total Project Cost	\$314,119					

BRAZORIA	TXDOT HOUSTON DISTRICT	ACP OVERLAY (IN SECTIONS)
0912-31-239	SH 36	
15080	VA	
	VA	
C	9/1/2011	

Total Project Cost Information:		Year of Expenditure (YOE) Project Cost Information:				
		Fund Cat	Federal	State	Local	Total
Preliminary Engineering	\$490,000	1	\$8,000,000	\$2,000,000	---	\$10,000,000
ROW Purchase:	\$2,500,000					
Construction Engineering:	\$500,000					
Construction Cost:	\$10,000,000	YOE Cost:	\$8,000,000	\$2,000,000	---	\$10,000,000
Contingencies:	\$1,000,000					
Indirect Costs:	\$508,000					
Total Project Cost	\$14,998,000					

**HOUSTON-GALVESTON MPO
2011-2014 TRANSPORTATION IMPROVEMENT PROGRAM
PREVENTIVE MAINTENANCE AND REHABILITATION FY2012 PROJECTS**

COUNTY SPONSOR
CSJ NUMBER STREET
MPO ID FROM LIMIT
SPONSOR ID TO LIMIT
PHASE LET DATE

TXDOT DISTRICT: HOUSTON
Grouped by District, Statewide Program, Fiscal Year and Sorted by Street and CSJ Number
PROJECT DESCRIPTION

GALVESTON	TXDOT HOUSTON DISTRICT	BASE REPAIR, SEAL COAT & ACP OVERLAY
0192-04-102	SH 6	
15104	FM 1764	
	BRAZORIA COUNTY LINE	
C	7/1/2012	

Total Project Cost Information:		Year of Expenditure (YOE) Project Cost Information:				
		Fund Cat	Federal	State	Local	Total
Preliminary Engineering	\$98,000					
ROW Purchase:	\$500,000					
Construction Engineering:	\$120,000	1	\$1,600,000	\$400,000	---	\$2,000,000
Construction Cost:	\$2,000,000	YOE Cost:	\$1,600,000	\$400,000	---	\$2,000,000
Contingencies:	\$200,000					
Indirect Costs:	\$101,600					
Total Project Cost	\$3,019,600					

MONTGOMERY	TXDOT HOUSTON DISTRICT	BASE REPAIR, OCST AND HOT MIX
0720-05-006	SP 149	
15110	FM 149	
	FM 1488	
C	8/1/2012	

Total Project Cost Information:		Year of Expenditure (YOE) Project Cost Information:				
		Fund Cat	Federal	State	Local	Total
Preliminary Engineering	\$13,720					
ROW Purchase:	\$70,000					
Construction Engineering:	\$25,200	1	\$224,000	\$56,000	---	\$280,000
Construction Cost:	\$280,000	YOE Cost:	\$224,000	\$56,000	---	\$280,000
Contingencies:	\$28,000					
Indirect Costs:	\$14,224					
Total Project Cost	\$431,144					

HARRIS	TXDOT HOUSTON DISTRICT	TSM MAINTENANCE
0912-00-283	TXDOT HOUSTON DISTRICT	
14136	VARIOUS LOCATIONS DISTRICTWIDE	
C	9/1/2011	

Total Project Cost Information:		Year of Expenditure (YOE) Project Cost Information:				
		Fund Cat	Federal	State	Local	Total
Preliminary Engineering	\$73,500					
ROW Purchase:	\$0					
Construction Engineering:	\$90,000	1	\$1,200,000	\$300,000	---	\$1,500,000
Construction Cost:	\$1,500,000	YOE Cost:	\$1,200,000	\$300,000	---	\$1,500,000
Contingencies:	\$150,000					
Indirect Costs:	\$76,200					
Total Project Cost	\$1,889,700					

HARRIS	TXDOT HOUSTON DISTRICT	EXIT RAMP RELOCATION
0177-06-080	US 59	
15072	AT FM 1960	
C	9/1/2011	

Total Project Cost Information:		Year of Expenditure (YOE) Project Cost Information:				
		Fund Cat	Federal	State	Local	Total
Preliminary Engineering	\$39,200					
ROW Purchase:	\$200,000					
Construction Engineering:	\$72,000	1	\$640,000	\$160,000	---	\$800,000
Construction Cost:	\$800,000	YOE Cost:	\$640,000	\$160,000	---	\$800,000
Contingencies:	\$80,000					
Indirect Costs:	\$40,640					
Total Project Cost	\$1,231,840					

**HOUSTON-GALVESTON MPO
2011-2014 TRANSPORTATION IMPROVEMENT PROGRAM
PREVENTIVE MAINTENANCE AND REHABILITATION FY2012 PROJECTS**

COUNTY SPONSOR
CSJ NUMBER STREET
MPO ID FROM LIMIT
SPONSOR ID TO LIMIT
PHASE LET DATE

TXDOT DISTRICT: HOUSTON
Grouped by District, Statewide Program, Fiscal Year and Sorted by Street and CSJ Number
PROJECT DESCRIPTION

HARRIS	TXDOT HOUSTON DISTRICT	REPAIR OF BRIDGE APPROACHES
0912-00-404	VA	
15093	VARIOUS LOCATIONS	
C	11/1/2011	

Total Project Cost Information:		Year of Expenditure (YOE) Project Cost Information:				
		Fund Cat	Federal	State	Local	Total
Preliminary Engineering	\$98,000					
ROW Purchase:	\$100,000					
Construction Engineering:	\$120,000	1	\$1,600,000	\$400,000	---	\$2,000,000
Construction Cost:	\$2,000,000	YOE Cost:	\$1,600,000	\$400,000	---	\$2,000,000
Contingencies:	\$200,000					
Indirect Costs:	\$101,600					
Total Project Cost	\$2,619,600					

BRAZORIA	TXDOT HOUSTON DISTRICT	STRUCTURAL REPAIR
0912-31-235	VA	
15079	VARIOUS LOCATIONS	
C	9/1/2011	

Total Project Cost Information:		Year of Expenditure (YOE) Project Cost Information:				
		Fund Cat	Federal	State	Local	Total
Preliminary Engineering	\$12,250					
ROW Purchase:	\$62,500					
Construction Engineering:	\$22,500	1	\$200,000	\$50,000	---	\$250,000
Construction Cost:	\$250,000	YOE Cost:	\$200,000	\$50,000	---	\$250,000
Contingencies:	\$25,000					
Indirect Costs:	\$12,700					
Total Project Cost	\$384,950					

HARRIS	TXDOT HOUSTON DISTRICT	REPLACEMENT OF VIA'S THROUGHOUT CENTRAL HOUSTON OFFICE MAINTENANCE AREA
0912-72-117	VA	
15094	VARIOUS LOCATIONS	
C	11/1/2011	

Total Project Cost Information:		Year of Expenditure (YOE) Project Cost Information:				
		Fund Cat	Federal	State	Local	Total
Preliminary Engineering	\$137,935					
ROW Purchase:	\$0					
Construction Engineering:	\$168,900	1	\$2,252,000	\$563,000	---	\$2,815,000
Construction Cost:	\$2,815,000	YOE Cost:	\$2,252,000	\$563,000	---	\$2,815,000
Contingencies:	\$281,500					
Indirect Costs:	\$143,002					
Total Project Cost	\$3,546,337					

HARRIS	TXDOT HOUSTON DISTRICT	SHOULDER & GORE REPAIR, GRADING, FULL DEPTH REPAIR, BRIDGE REPAIR, SLOPE REPAIR, ARMOUR JOINT REPAIR, MSC WORK
0912-72-180	VA	
15087	VARIOUS LOCATIONS	
C	10/1/2011	

Total Project Cost Information:		Year of Expenditure (YOE) Project Cost Information:				
		Fund Cat	Federal	State	Local	Total
Preliminary Engineering	\$110,250					
ROW Purchase:	\$562,500					
Construction Engineering:	\$135,000	1	---	\$2,250,000	---	\$2,250,000
Construction Cost:	\$2,250,000	YOE Cost:	---	\$2,250,000	---	\$2,250,000
Contingencies:	\$225,000					
Indirect Costs:	\$114,300					
Total Project Cost	\$3,397,050					

**HOUSTON-GALVESTON MPO
2011-2014 TRANSPORTATION IMPROVEMENT PROGRAM
PREVENTIVE MAINTENANCE AND REHABILITATION FY2012 PROJECTS**

COUNTY	SPONSOR	TXDOT DISTRICT: HOUSTON Grouped by District, Statewide Program, Fiscal Year and Sorted by Street and CSJ Number
CSJ NUMBER	STREET	
MPO ID	FROM LIMIT	
SPONSOR ID	TO LIMIT	
PHASE	LET DATE	

HARRIS	TXDOT HOUSTON DISTRICT	SHOULDER, FULL DEPTH AND BRIDGE DECK REPAIR
0912-72-213	VA	
15088	VAR LOCATIONS IN CENTRAL HOUSTON	
C	10/1/2011	

Total Project Cost Information:		Year of Expenditure (YOE) Project Cost Information:				
		Fund Cat	Federal	State	Local	Total
Preliminary Engineering	\$140,140					
ROW Purchase:	\$715,000					
Construction Engineering:	\$171,600	1	\$2,288,000	\$572,000	---	\$2,860,000
Construction Cost:	\$2,860,000	YOE Cost:	\$2,288,000	\$572,000	---	\$2,860,000
Contingencies:	\$286,000					
Indirect Costs:	\$145,288					
Total Project Cost	\$4,318,028					

HARRIS	TXDOT HOUSTON DISTRICT	CRACK SEAL
0912-72-240	VA	
15081	VA LOCATIONS IN WEST HARRIS	
C	9/1/2011	

Total Project Cost Information:		Year of Expenditure (YOE) Project Cost Information:				
		Fund Cat	Federal	State	Local	Total
Preliminary Engineering	\$12,250					
ROW Purchase:	\$62,500					
Construction Engineering:	\$22,500	1	\$200,000	\$50,000	---	\$250,000
Construction Cost:	\$250,000	YOE Cost:	\$200,000	\$50,000	---	\$250,000
Contingencies:	\$25,000					
Indirect Costs:	\$12,700					
Total Project Cost	\$384,950					

**HOUSTON-GALVESTON MPO
2011-2014 TRANSPORTATION IMPROVEMENT PROGRAM
PREVENTIVE MAINTENANCE AND REHABILITATION FY2013 PROJECTS**

COUNTY	SPONSOR	TXDOT DISTRICT: HOUSTON Grouped by District, Statewide Program, Fiscal Year and Sorted by Street and CSJ Number
CSJ NUMBER	STREET	
MPO ID	FROM LIMIT	
SPONSOR ID	TO LIMIT	
PHASE	LET DATE	

MONTGOMERY	TXDOT HOUSTON DISTRICT	BASE REPAIR, OCST & ACP OVERLAY
1259-02-020	FM 1097	
15141	SH 75	
	WALKER C/L	
C	2/1/2013	

Total Project Cost Information:		Year of Expenditure (YOE) Project Cost Information:				
		Fund Cat	Federal	State	Local	Total
Preliminary Engineering	\$88,200					
ROW Purchase:	\$450,000	1	\$1,440,000	\$360,000	---	\$1,800,000
Construction Engineering:	\$108,000					
Construction Cost:	\$1,800,000	YOE Cost:	\$1,440,000	\$360,000	---	\$1,800,000
Contingencies:	\$180,000					
Indirect Costs:	\$91,440					
Total Project Cost	\$2,717,640					

MONTGOMERY	TXDOT HOUSTON DISTRICT	BASE REPAIR AND OCST AND HOT MIX
1986-01-061	FM 1314	
15128	SH 105	
	SH 242	
C	9/1/2012	

Total Project Cost Information:		Year of Expenditure (YOE) Project Cost Information:				
		Fund Cat	Federal	State	Local	Total
Preliminary Engineering	\$127,400					
ROW Purchase:	\$650,000	1	\$2,080,000	\$520,000	---	\$2,600,000
Construction Engineering:	\$156,000					
Construction Cost:	\$2,600,000	YOE Cost:	\$2,080,000	\$520,000	---	\$2,600,000
Contingencies:	\$260,000					
Indirect Costs:	\$132,080					
Total Project Cost	\$3,925,480					

MONTGOMERY	TXDOT HOUSTON DISTRICT	RAISE APPROACH (WEST SIDE)
1062-01-026	FM 1485	
14170	AT EAST FORK SAN JACINTO RIVER	
C	9/1/2012	

Total Project Cost Information:		Year of Expenditure (YOE) Project Cost Information:				
		Fund Cat	Federal	State	Local	Total
Preliminary Engineering	\$127,645					
ROW Purchase:	\$0	1	\$2,084,000	\$521,000	---	\$2,605,000
Construction Engineering:	\$156,300					
Construction Cost:	\$2,605,000	YOE Cost:	\$2,084,000	\$521,000	---	\$2,605,000
Contingencies:	\$260,500					
Indirect Costs:	\$132,334					
Total Project Cost	\$3,281,779					

MONTGOMERY	TXDOT HOUSTON DISTRICT	BASE REPAIR, OCST & ACP OVERLAY
0523-08-011	FM 1488	
15136	WALLER C/L	
	FM 1774	
C	2/1/2013	

Total Project Cost Information:		Year of Expenditure (YOE) Project Cost Information:				
		Fund Cat	Federal	State	Local	Total
Preliminary Engineering	\$44,100					
ROW Purchase:	\$225,000	1	\$720,000	\$180,000	---	\$900,000
Construction Engineering:	\$81,000					
Construction Cost:	\$900,000	YOE Cost:	\$720,000	\$180,000	---	\$900,000
Contingencies:	\$90,000					
Indirect Costs:	\$45,720					
Total Project Cost	\$1,385,820					

**HOUSTON-GALVESTON MPO
2011-2014 TRANSPORTATION IMPROVEMENT PROGRAM
PREVENTIVE MAINTENANCE AND REHABILITATION FY2013 PROJECTS**

COUNTY SPONSOR
CSJ NUMBER STREET
MPO ID FROM LIMIT
SPONSOR ID TO LIMIT
PHASE LET DATE

TXDOT DISTRICT: HOUSTON
Grouped by District, Statewide Program, Fiscal Year and Sorted by Street and CSJ Number
PROJECT DESCRIPTION

MONTGOMERY	TXDOT HOUSTON DISTRICT	BASE REPAIR, OCST & ACP OVERLAY
0523-09-019	FM 1488	
15138	FM 1774	
	FM 149	
C	2/1/2013	

Total Project Cost Information:		Year of Expenditure (YOE) Project Cost Information:				
		Fund Cat	Federal	State	Local	Total
Preliminary Engineering	\$49,000					
ROW Purchase:	\$250,000	1	\$800,000	\$200,000	---	\$1,000,000
Construction Engineering:	\$60,000					
Construction Cost:	\$1,000,000	YOE Cost:	\$800,000	\$200,000	---	\$1,000,000
Contingencies:	\$100,000					
Indirect Costs:	\$50,800					
Total Project Cost	\$1,509,800					

MONTGOMERY	TXDOT HOUSTON DISTRICT	BASE REPAIR, OCST & ACP OVERLAY
0523-10-040	FM 1488	
15139	FM 149	
	MOSTYN	
C	2/1/2013	

Total Project Cost Information:		Year of Expenditure (YOE) Project Cost Information:				
		Fund Cat	Federal	State	Local	Total
Preliminary Engineering	\$24,500					
ROW Purchase:	\$125,000	1	\$400,000	\$100,000	---	\$500,000
Construction Engineering:	\$45,000					
Construction Cost:	\$500,000	YOE Cost:	\$400,000	\$100,000	---	\$500,000
Contingencies:	\$50,000					
Indirect Costs:	\$25,400					
Total Project Cost	\$769,900					

MONTGOMERY	TXDOT HOUSTON DISTRICT	SEAL COAT
0720-02-078	FM 149	
15150	SH 105	
	KEENAN CUTOFF RD	
C	4/1/2013	

Total Project Cost Information:		Year of Expenditure (YOE) Project Cost Information:				
		Fund Cat	Federal	State	Local	Total
Preliminary Engineering	\$26,950					
ROW Purchase:	\$137,500	1	\$440,000	\$110,000	---	\$550,000
Construction Engineering:	\$49,500					
Construction Cost:	\$550,000	YOE Cost:	\$440,000	\$110,000	---	\$550,000
Contingencies:	\$55,000					
Indirect Costs:	\$27,940					
Total Project Cost	\$846,890					

WALLER	TXDOT HOUSTON DISTRICT	SEAL COAT
1687-02-009	FM 1736	
15142	SH 6	
	FM 1488	
C	2/1/2013	

Total Project Cost Information:		Year of Expenditure (YOE) Project Cost Information:				
		Fund Cat	Federal	State	Local	Total
Preliminary Engineering	\$37,779					
ROW Purchase:	\$192,750	1	---	\$771,000	---	\$771,000
Construction Engineering:	\$69,390					
Construction Cost:	\$771,000	YOE Cost:	---	\$771,000	---	\$771,000
Contingencies:	\$77,100					
Indirect Costs:	\$39,167					
Total Project Cost	\$1,187,186					

**HOUSTON-GALVESTON MPO
2011-2014 TRANSPORTATION IMPROVEMENT PROGRAM
PREVENTIVE MAINTENANCE AND REHABILITATION FY2013 PROJECTS**

COUNTY	SPONSOR	TXDOT DISTRICT: HOUSTON Grouped by District, Statewide Program, Fiscal Year and Sorted by Street and CSJ Number
CSJ NUMBER	STREET	
MPO ID	FROM LIMIT	
SPONSOR ID	TO LIMIT	
PHASE	LET DATE	

WALLER	TXDOT HOUSTON DISTRICT	ACP OVERLAY
1745-01-019	FM 1887	
15154	SH 159	
	FM 359	
C	4/1/2013	

Total Project Cost Information:		Year of Expenditure (YOE) Project Cost Information:				
Preliminary Engineering	\$142,100	Fund Cat	Federal	State	Local	Total
ROW Purchase:	\$725,000	1	\$2,320,000	\$580,000	---	\$2,900,000
Construction Engineering:	\$174,000	YOE Cost:	\$2,320,000	\$580,000	---	\$2,900,000
Construction Cost:	\$2,900,000					
Contingencies:	\$290,000					
Indirect Costs:	\$147,320					
Total Project Cost	\$4,378,420					

MONTGOMERY	TXDOT HOUSTON DISTRICT	BASE REPAIR, OCST & ACP OVERLAY
1912-01-019	FM 2090	
15143	FM 3083	
	US 59	
C	2/1/2013	

Total Project Cost Information:		Year of Expenditure (YOE) Project Cost Information:				
Preliminary Engineering	\$137,200	Fund Cat	Federal	State	Local	Total
ROW Purchase:	\$700,000	1	\$2,240,000	\$560,000	---	\$2,800,000
Construction Engineering:	\$168,000	YOE Cost:	\$2,240,000	\$560,000	---	\$2,800,000
Construction Cost:	\$2,800,000					
Contingencies:	\$280,000					
Indirect Costs:	\$142,240					
Total Project Cost	\$4,227,440					

MONTGOMERY	TXDOT HOUSTON DISTRICT	BASE REPAIR, OCST AND HOT MIX
2325-01-015	FM 2432	
15147	SH 75	
	FM 1484	
C	3/1/2013	

Total Project Cost Information:		Year of Expenditure (YOE) Project Cost Information:				
Preliminary Engineering	\$58,800	Fund Cat	Federal	State	Local	Total
ROW Purchase:	\$300,000	1	\$960,000	\$240,000	---	\$1,200,000
Construction Engineering:	\$72,000	YOE Cost:	\$960,000	\$240,000	---	\$1,200,000
Construction Cost:	\$1,200,000					
Contingencies:	\$120,000					
Indirect Costs:	\$60,960					
Total Project Cost	\$1,811,760					

WALLER	TXDOT HOUSTON DISTRICT	SEAL COAT
3051-01-007	FM 2979	
15144	SH 6	
	FM 362	
C	2/1/2013	

Total Project Cost Information:		Year of Expenditure (YOE) Project Cost Information:				
Preliminary Engineering	\$63,700	Fund Cat	Federal	State	Local	Total
ROW Purchase:	\$325,000	1	---	\$1,300,000	---	\$1,300,000
Construction Engineering:	\$78,000	YOE Cost:	---	\$1,300,000	---	\$1,300,000
Construction Cost:	\$1,300,000					
Contingencies:	\$130,000					
Indirect Costs:	\$66,040					
Total Project Cost	\$1,962,740					

**HOUSTON-GALVESTON MPO
2011-2014 TRANSPORTATION IMPROVEMENT PROGRAM
PREVENTIVE MAINTENANCE AND REHABILITATION FY2013 PROJECTS**

TXDOT DISTRICT: HOUSTON
Grouped by District, Statewide Program, Fiscal Year and Sorted by Street and CSJ Number

COUNTY	SPONSOR	PROJECT DESCRIPTION
CSJ NUMBER	STREET	
MPO ID	FROM LIMIT	
SPONSOR ID	TO LIMIT	
PHASE	LET DATE	

WALLER	TXDOT HOUSTON DISTRICT	ACP OVERLAY
3445-01-007	FM 3346	
15158	SH 159	
	FM 359	
C	5/1/2013	

Total Project Cost Information:		Year of Expenditure (YOE) Project Cost Information:				
Preliminary Engineering	\$43,218	Fund Cat	Federal	State	Local	Total
ROW Purchase:	\$220,500	1	---	\$882,000	---	\$882,000
Construction Engineering:	\$79,380	YOE Cost:				
Construction Cost:	\$882,000		---	\$882,000	---	\$882,000
Contingencies:	\$88,200					
Indirect Costs:	\$44,806					
Total Project Cost	\$1,358,104					

GALVESTON	TXDOT HOUSTON DISTRICT	BASE REPAIR, MILLING & ACP OVERLAY
0976-03-097	FM 518	
15153	W OF FM 2351	
	WINDING WAY DR	
C	4/1/2013	

Total Project Cost Information:		Year of Expenditure (YOE) Project Cost Information:				
Preliminary Engineering	\$30,184	Fund Cat	Federal	State	Local	Total
ROW Purchase:	\$154,000	1	---	\$616,000	---	\$616,000
Construction Engineering:	\$55,440	YOE Cost:				
Construction Cost:	\$616,000		---	\$616,000	---	\$616,000
Contingencies:	\$61,600					
Indirect Costs:	\$31,293					
Total Project Cost	\$948,517					

BRAZORIA	TXDOT HOUSTON DISTRICT	SEAL COAT
1004-01-054	FM 524	
15157	FM 521	
	ASHBY WILSON ROAD	
C	5/1/2013	

Total Project Cost Information:		Year of Expenditure (YOE) Project Cost Information:				
Preliminary Engineering	\$12,740	Fund Cat	Federal	State	Local	Total
ROW Purchase:	\$65,000	1	\$208,000	\$52,000	---	\$260,000
Construction Engineering:	\$23,400	YOE Cost:				
Construction Cost:	\$260,000		\$208,000	\$52,000	---	\$260,000
Contingencies:	\$26,000					
Indirect Costs:	\$13,208					
Total Project Cost	\$400,348					

MONTGOMERY	TXDOT HOUSTON DISTRICT	PAVEMENT MARKINGS
0110-04-187	IH 45	
15116	HARRIS COUNTY LINE	
	SH 242	
C	9/1/2012	

Total Project Cost Information:		Year of Expenditure (YOE) Project Cost Information:				
Preliminary Engineering	\$24,500	Fund Cat	Federal	State	Local	Total
ROW Purchase:	\$0	1	\$400,000	\$100,000	---	\$500,000
Construction Engineering:	\$45,000	YOE Cost:				
Construction Cost:	\$500,000		\$400,000	\$100,000	---	\$500,000
Contingencies:	\$50,000					
Indirect Costs:	\$25,400					
Total Project Cost	\$644,900					

**HOUSTON-GALVESTON MPO
2011-2014 TRANSPORTATION IMPROVEMENT PROGRAM
PREVENTIVE MAINTENANCE AND REHABILITATION FY2013 PROJECTS**

COUNTY	SPONSOR	TXDOT DISTRICT: HOUSTON Grouped by District, Statewide Program, Fiscal Year and Sorted by Street and CSJ Number
CSJ NUMBER	STREET	
MPO ID	FROM LIMIT	
SPONSOR ID	TO LIMIT	
PHASE	LET DATE	

HARRIS	TXDOT HOUSTON DISTRICT	REPLACE EXISTING TWLTL WITH RAISED MEDIAN, CURB AND RIPRAP
0110-05-117	IH 45	
15117	AT LOUETTA	

C 9/1/2012

Total Project Cost Information:		Year of Expenditure (YOE) Project Cost Information:				
		Fund Cat	Federal	State	Local	Total
Preliminary Engineering	\$12,250					
ROW Purchase:	\$62,500	1	\$200,000	\$50,000	---	\$250,000
Construction Engineering:	\$22,500					
Construction Cost:	\$250,000	YOE Cost:	\$200,000	\$50,000	---	\$250,000
Contingencies:	\$25,000					
Indirect Costs:	\$12,700					
Total Project Cost	\$384,950					

HARRIS	TXDOT HOUSTON DISTRICT	EXIT RAMP RELOCATION
0110-06-131	IH 45	
15132	NB AT GULFBANK	

C 12/1/2012

Total Project Cost Information:		Year of Expenditure (YOE) Project Cost Information:				
		Fund Cat	Federal	State	Local	Total
Preliminary Engineering	\$49,000					
ROW Purchase:	\$250,000	1	\$800,000	\$200,000	---	\$1,000,000
Construction Engineering:	\$60,000					
Construction Cost:	\$1,000,000	YOE Cost:	\$800,000	\$200,000	---	\$1,000,000
Contingencies:	\$100,000					
Indirect Costs:	\$50,800					
Total Project Cost	\$1,509,800					

HARRIS	TXDOT HOUSTON DISTRICT	MISCELLANEOUS DRAINAGE REPAIRS
0912-72-136	IH 45, US 59 AND SH 249	
14158	VA	
	VA	

C 9/1/2012

Total Project Cost Information:		Year of Expenditure (YOE) Project Cost Information:				
		Fund Cat	Federal	State	Local	Total
Preliminary Engineering	\$46,550					
ROW Purchase:	\$0	1	---	\$950,000	---	\$950,000
Construction Engineering:	\$85,500					
Construction Cost:	\$950,000	YOE Cost:	---	\$950,000	---	\$950,000
Contingencies:	\$95,000					
Indirect Costs:	\$48,260					
Total Project Cost	\$1,225,310					

HARRIS	TXDOT HOUSTON DISTRICT	SEAL RETAINING WALL JOINTS ON SB FRONTAGE ROAD
0271-17-154	IH 610	
15118	WESTPARK	

C 9/1/2012

Total Project Cost Information:		Year of Expenditure (YOE) Project Cost Information:				
		Fund Cat	Federal	State	Local	Total
Preliminary Engineering	\$9,800					
ROW Purchase:	\$50,000	1	\$160,000	\$40,000	---	\$200,000
Construction Engineering:	\$18,000					
Construction Cost:	\$200,000	YOE Cost:	\$160,000	\$40,000	---	\$200,000
Contingencies:	\$20,000					
Indirect Costs:	\$10,160					
Total Project Cost	\$307,960					

**HOUSTON-GALVESTON MPO
2011-2014 TRANSPORTATION IMPROVEMENT PROGRAM
PREVENTIVE MAINTENANCE AND REHABILITATION FY2013 PROJECTS**

COUNTY SPONSOR
CSJ NUMBER STREET
MPO ID FROM LIMIT
SPONSOR ID TO LIMIT
PHASE LET DATE

TXDOT DISTRICT: HOUSTON
Grouped by District, Statewide Program, Fiscal Year and Sorted by Street and CSJ Number
PROJECT DESCRIPTION

HARRIS TXDOT HOUSTON DISTRICT REPAIR RIPRAP
0981-01-106 NASA 1
15131 AT MUD LAKE & CLEAR LAKE BRIDGE

C 11/1/2012

Total Project Cost Information:

Preliminary Engineering	\$93,100
ROW Purchase:	\$475,000
Construction Engineering:	\$114,000
Construction Cost:	\$1,900,000
Contingencies:	\$190,000
Indirect Costs:	\$96,520
Total Project Cost	\$2,868,620

Year of Expenditure (YOE) Project Cost Information:

Fund Cat	Federal	State	Local	Total
1	\$1,520,000	\$380,000	---	\$1,900,000
YOE Cost:	\$1,520,000	\$380,000	---	\$1,900,000

MONTGOMERY TXDOT HOUSTON DISTRICT BASE & ASPHALT REPAIR, OCST AND HOT MIX
0338-03-086 SH 105
15133 LP 336W
SH 75

C 2/1/2013

Total Project Cost Information:

Preliminary Engineering	\$83,300
ROW Purchase:	\$425,000
Construction Engineering:	\$102,000
Construction Cost:	\$1,700,000
Contingencies:	\$170,000
Indirect Costs:	\$86,360
Total Project Cost	\$2,566,660

Year of Expenditure (YOE) Project Cost Information:

Fund Cat	Federal	State	Local	Total
1	---	\$1,700,000	---	\$1,700,000
YOE Cost:	---	\$1,700,000	---	\$1,700,000

MONTGOMERY TXDOT HOUSTON DISTRICT BASE & ASPHALT REPAIR, OCST AND HOT MIX
0338-04-076 SH 105
15134 SH 75
LP 336E

C 2/1/2013

Total Project Cost Information:

Preliminary Engineering	\$83,300
ROW Purchase:	\$425,000
Construction Engineering:	\$102,000
Construction Cost:	\$1,700,000
Contingencies:	\$170,000
Indirect Costs:	\$86,360
Total Project Cost	\$2,566,660

Year of Expenditure (YOE) Project Cost Information:

Fund Cat	Federal	State	Local	Total
1	---	\$1,700,000	---	\$1,700,000
YOE Cost:	---	\$1,700,000	---	\$1,700,000

HARRIS TXDOT HOUSTON DISTRICT REPAIR FENDER SYSTEM
0389-05-115 SH 146
15119 AT KEMAH BRIDGE

C 9/1/2012

Total Project Cost Information:

Preliminary Engineering	\$34,300
ROW Purchase:	\$35,000
Construction Engineering:	\$63,000
Construction Cost:	\$700,000
Contingencies:	\$70,000
Indirect Costs:	\$35,560
Total Project Cost	\$937,860

Year of Expenditure (YOE) Project Cost Information:

Fund Cat	Federal	State	Local	Total
1	\$560,000	\$140,000	---	\$700,000
YOE Cost:	\$560,000	\$140,000	---	\$700,000

**HOUSTON-GALVESTON MPO
2011-2014 TRANSPORTATION IMPROVEMENT PROGRAM
PREVENTIVE MAINTENANCE AND REHABILITATION FY2013 PROJECTS**

COUNTY	SPONSOR	TXDOT DISTRICT: HOUSTON Grouped by District, Statewide Program, Fiscal Year and Sorted by Street and CSJ Number
CSJ NUMBER	STREET	
MPO ID	FROM LIMIT	
SPONSOR ID	TO LIMIT	
PHASE	LET DATE	

BRAZORIA	TXDOT HOUSTON DISTRICT	ACP OVERLAY
0586-01-064	SH 332	
15140	FM 523	
	SURFSIDE	
C	2/1/2013	

Total Project Cost Information:		Year of Expenditure (YOE) Project Cost Information:				
		Fund Cat	Federal	State	Local	Total
Preliminary Engineering	\$37,730	1	---	\$770,000	---	\$770,000
ROW Purchase:	\$192,500					
Construction Engineering:	\$69,300					
Construction Cost:	\$770,000	YOE Cost:	---	\$770,000	---	\$770,000
Contingencies:	\$77,000					
Indirect Costs:	\$39,116					
Total Project Cost	\$1,185,646					

BRAZORIA	TXDOT HOUSTON DISTRICT	ACP OVERLAY
0178-03-142	SH 35	
15148	BS 288B	
	FM 523	
C	4/1/2013	

Total Project Cost Information:		Year of Expenditure (YOE) Project Cost Information:				
		Fund Cat	Federal	State	Local	Total
Preliminary Engineering	\$74,774	1	\$1,220,800	\$305,200	---	\$1,526,000
ROW Purchase:	\$381,500					
Construction Engineering:	\$91,560					
Construction Cost:	\$1,526,000	YOE Cost:	\$1,220,800	\$305,200	---	\$1,526,000
Contingencies:	\$152,600					
Indirect Costs:	\$77,521					
Total Project Cost	\$2,303,955					

BRAZORIA	TXDOT HOUSTON DISTRICT	ACP OVERLAY
0179-01-045	SH 35	
15149	SH 288	
	BS 288B	
C	4/1/2013	

Total Project Cost Information:		Year of Expenditure (YOE) Project Cost Information:				
		Fund Cat	Federal	State	Local	Total
Preliminary Engineering	\$36,750	1	\$600,000	\$150,000	---	\$750,000
ROW Purchase:	\$187,500					
Construction Engineering:	\$67,500					
Construction Cost:	\$750,000	YOE Cost:	\$600,000	\$150,000	---	\$750,000
Contingencies:	\$75,000					
Indirect Costs:	\$38,100					
Total Project Cost	\$1,154,850					

BRAZORIA	TXDOT HOUSTON DISTRICT	BASE REPAIR, SEAL COAT, ACP OVERLAY & PAVEMENT MARKINGS
0179-03-029	SH 35	
15146	0.621 MI WEST OF SAN BERNARD RIVER	
	COUNTY LINE	
C	3/1/2013	

Total Project Cost Information:		Year of Expenditure (YOE) Project Cost Information:				
		Fund Cat	Federal	State	Local	Total
Preliminary Engineering	\$145,726	1	\$2,379,200	\$594,800	---	\$2,974,000
ROW Purchase:	\$743,500					
Construction Engineering:	\$178,440					
Construction Cost:	\$2,974,000	YOE Cost:	\$2,379,200	\$594,800	---	\$2,974,000
Contingencies:	\$297,400					
Indirect Costs:	\$151,079					
Total Project Cost	\$4,490,145					

**HOUSTON-GALVESTON MPO
2011-2014 TRANSPORTATION IMPROVEMENT PROGRAM
PREVENTIVE MAINTENANCE AND REHABILITATION FY2013 PROJECTS**

COUNTY SPONSOR
CSJ NUMBER STREET
MPO ID FROM LIMIT
SPONSOR ID TO LIMIT
PHASE LET DATE

TXDOT DISTRICT: HOUSTON
Grouped by District, Statewide Program, Fiscal Year and Sorted by Street and CSJ Number
PROJECT DESCRIPTION

MONTGOMERY TXDOT HOUSTON DISTRICT WIDEN SHOULDER, BASE REPAIR, OCST AND ACP OVERLAY
0110-02-022 SH 75
10696 WALKER C/L
FM 1097
C 1/1/2013

Total Project Cost Information:		Year of Expenditure (YOE) Project Cost Information:				
		Fund Cat	Federal	State	Local	Total
Preliminary Engineering	\$284,200					
ROW Purchase:	\$1,450,000	1	\$4,640,000	\$1,160,000	---	\$5,800,000
Construction Engineering:	\$290,000					
Construction Cost:	\$5,800,000	YOE Cost:	\$4,640,000	\$1,160,000	---	\$5,800,000
Contingencies:	\$580,000					
Indirect Costs:	\$294,640					
Total Project Cost	\$8,698,840					

MONTGOMERY TXDOT HOUSTON DISTRICT BASE REPAIR, OCST AND HOT MIX
0110-03-052 SH 75
15145 FM 3083
GLADSTELL ST
C 3/1/2013

Total Project Cost Information:		Year of Expenditure (YOE) Project Cost Information:				
		Fund Cat	Federal	State	Local	Total
Preliminary Engineering	\$122,500					
ROW Purchase:	\$625,000	1	\$2,000,000	\$500,000	---	\$2,500,000
Construction Engineering:	\$150,000					
Construction Cost:	\$2,500,000	YOE Cost:	\$2,000,000	\$500,000	---	\$2,500,000
Contingencies:	\$250,000					
Indirect Costs:	\$127,000					
Total Project Cost	\$3,774,500					

GALVESTON TXDOT HOUSTON DISTRICT PLANE, ACP OVERLAY & PAVEMENT MARKINGS
0367-06-060 SH 87
15135 6TH STREET
FERRY ROAD
C 2/1/2013

Total Project Cost Information:		Year of Expenditure (YOE) Project Cost Information:				
		Fund Cat	Federal	State	Local	Total
Preliminary Engineering	\$41,944					
ROW Purchase:	\$214,000	1	\$684,800	\$171,200	---	\$856,000
Construction Engineering:	\$77,040					
Construction Cost:	\$856,000	YOE Cost:	\$684,800	\$171,200	---	\$856,000
Contingencies:	\$85,600					
Indirect Costs:	\$43,485					
Total Project Cost	\$1,318,069					

GALVESTON TXDOT HOUSTON DISTRICT MILL SEAL COAT, BASE REPAIR & ACP OVERLAY
0976-07-011 SH 96
15130 SH 3
SH 146
C 10/1/2012

Total Project Cost Information:		Year of Expenditure (YOE) Project Cost Information:				
		Fund Cat	Federal	State	Local	Total
Preliminary Engineering	\$186,200					
ROW Purchase:	\$950,000	1	\$3,040,000	\$760,000	---	\$3,800,000
Construction Engineering:	\$228,000					
Construction Cost:	\$3,800,000	YOE Cost:	\$3,040,000	\$760,000	---	\$3,800,000
Contingencies:	\$380,000					
Indirect Costs:	\$193,040					
Total Project Cost	\$5,737,240					

**HOUSTON-GALVESTON MPO
2011-2014 TRANSPORTATION IMPROVEMENT PROGRAM
PREVENTIVE MAINTENANCE AND REHABILITATION FY2013 PROJECTS**

COUNTY	SPONSOR	TXDOT DISTRICT: HOUSTON Grouped by District, Statewide Program, Fiscal Year and Sorted by Street and CSJ Number
CSJ NUMBER	STREET	
MPO ID	FROM LIMIT	
SPONSOR ID	TO LIMIT	
PHASE	LET DATE	

BRAZORIA	TXDOT HOUSTON DISTRICT	MBGF UPGRADES
0912-31-211	TXDOT HOUSTON DISTRICT	
14149	VA	
	VA	
C	10/1/2012	

Total Project Cost Information:		Year of Expenditure (YOE) Project Cost Information:				
Preliminary Engineering	\$14,700	Fund Cat	Federal	State	Local	Total
ROW Purchase:	\$0	1	\$240,000	\$60,000	---	\$300,000
Construction Engineering:	\$27,000	YOE Cost:	\$240,000	\$60,000	---	\$300,000
Construction Cost:	\$300,000					
Contingencies:	\$30,000					
Indirect Costs:	\$15,240					
Total Project Cost	\$386,940					

FORT BEND	TXDOT HOUSTON DISTRICT	BASE REPAIR & OVERLAY
0027-12-133	US 59	
15115	1.1 MILES SOUTH OF SH 99	
	0.4 MILES SOUTH OF SH 99	
C	9/1/2012	

Total Project Cost Information:		Year of Expenditure (YOE) Project Cost Information:				
Preliminary Engineering	\$98,000	Fund Cat	Federal	State	Local	Total
ROW Purchase:	\$500,000	1	\$1,600,000	\$400,000	---	\$2,000,000
Construction Engineering:	\$120,000	YOE Cost:	\$1,600,000	\$400,000	---	\$2,000,000
Construction Cost:	\$2,000,000					
Contingencies:	\$200,000					
Indirect Costs:	\$101,600					
Total Project Cost	\$3,019,600					

HARRIS	TXDOT HOUSTON DISTRICT	RECONSTRUCT FRONTAGE ROADS AND INTERSECTIONS WITH FAST TRACK PAVEMENT
0027-13-190	US 59 S	
12863	LANCASHIRE ST	
	SHEPARD DR	
C	9/1/2012	

Total Project Cost Information:		Year of Expenditure (YOE) Project Cost Information:				
Preliminary Engineering	\$759,500	Fund Cat	Federal	State	Local	Total
ROW Purchase:	\$3,875,000	1	\$12,400,000	\$3,100,000	---	\$15,500,000
Construction Engineering:	\$775,000	YOE Cost:	\$12,400,000	\$3,100,000	---	\$15,500,000
Construction Cost:	\$15,500,000					
Contingencies:	\$1,550,000					
Indirect Costs:	\$787,400					
Total Project Cost	\$23,246,900					

HARRIS	TXDOT HOUSTON DISTRICT	RECONSTRUCT INTERSECTION AT IH45, FLEXIBLE PAVEMENT REPAIR, CURB REPAIR, FULL DEPTH REPAIR, MILLING, REPLACE HOT MIX
0027-10-069	US 90A	
15114	IH 45	
	AVENUE W	
C	9/1/2012	

Total Project Cost Information:		Year of Expenditure (YOE) Project Cost Information:				
Preliminary Engineering	\$142,100	Fund Cat	Federal	State	Local	Total
ROW Purchase:	\$725,000	1	\$2,320,000	\$580,000	---	\$2,900,000
Construction Engineering:	\$174,000	YOE Cost:	\$2,320,000	\$580,000	---	\$2,900,000
Construction Cost:	\$2,900,000					
Contingencies:	\$290,000					
Indirect Costs:	\$147,320					
Total Project Cost	\$4,378,420					

**HOUSTON-GALVESTON MPO
2011-2014 TRANSPORTATION IMPROVEMENT PROGRAM
PREVENTIVE MAINTENANCE AND REHABILITATION FY2013 PROJECTS**

COUNTY	SPONSOR	TXDOT DISTRICT: HOUSTON Grouped by District, Statewide Program, Fiscal Year and Sorted by Street and CSJ Number
CSJ NUMBER	STREET	
MPO ID	FROM LIMIT	
SPONSOR ID	TO LIMIT	
PHASE	LET DATE	

PROJECT DESCRIPTION

MONTGOMERY	TXDOT HOUSTON DISTRICT	DRAINAGE IMPROVEMENTS
0912-37-207	VA	
15124	VARIOUS LOCATIONS	

C 9/1/2012

Total Project Cost Information:

Preliminary Engineering	\$24,500
ROW Purchase:	\$25,000
Construction Engineering:	\$45,000
Construction Cost:	\$500,000
Contingencies:	\$50,000
Indirect Costs:	\$25,400
Total Project Cost	\$669,900

Year of Expenditure (YOE) Project Cost Information:

Fund Cat	Federal	State	Local	Total
1	---	\$500,000	---	\$500,000
YOE Cost:	---	\$500,000	---	\$500,000

HARRIS	TXDOT HOUSTON DISTRICT	SHOULDER & GORE REPAIR, GRADING, FULL DEPTH REPAIR, BRIDGE REPAIR, SLOPE REPAIR
0912-72-241	VA	
15152	VARIOUS LOCATIONS IN HOUSTON	

C 4/1/2013

Total Project Cost Information:

Preliminary Engineering	\$195,804
ROW Purchase:	\$999,000
Construction Engineering:	\$239,760
Construction Cost:	\$3,996,000
Contingencies:	\$399,600
Indirect Costs:	\$202,997
Total Project Cost	\$6,033,161

Year of Expenditure (YOE) Project Cost Information:

Fund Cat	Federal	State	Local	Total
1	\$3,196,800	\$799,200	---	\$3,996,000
YOE Cost:	\$3,196,800	\$799,200	---	\$3,996,000

**HOUSTON-GALVESTON MPO
2011-2014 TRANSPORTATION IMPROVEMENT PROGRAM
PREVENTIVE MAINTENANCE AND REHABILITATION FY2014 PROJECTS**

COUNTY	SPONSOR	TXDOT DISTRICT: HOUSTON Grouped by District, Statewide Program, Fiscal Year and Sorted by Street and CSJ Number
CSJ NUMBER	STREET	
MPO ID	FROM LIMIT	
SPONSOR ID	TO LIMIT	
PHASE	LET DATE	

FORT BEND	CITY OF MEADOWS PLACE	RECONSTRUCTION OF WEST AIRPORT
0912-34-130	AIRPORT BLVD W	
976	KIRKWOOD	
	US 59	
C	9/1/2013	

Total Project Cost Information:		Year of Expenditure (YOE) Project Cost Information:				
		Fund Cat	Federal	State	Local	Total
Preliminary Engineering	\$303,812	10	\$256,377	---	\$64,095	\$320,472
ROW Purchase:	\$1,550,062	LOCAL CONT	---	---	\$5,879,775	\$5,879,775
Construction Engineering:	\$310,012	YOE Cost:	\$256,377	---	\$5,943,870	\$6,200,247
Construction Cost:	\$6,200,247					
Contingencies:	\$620,025					
Indirect Costs:	\$314,973					
Total Project Cost	\$9,299,130					

MONTGOMERY	TXDOT HOUSTON DISTRICT	BASE REPAIR, ONE COURSE SURFACE TREATMENT AND ASPHALT CONCRETE PAVEMENT OVERLAY
0177-16-007	BU 59L	
15162	US 59 NORTH	
	US US SOUTH	
C	9/1/2013	

Total Project Cost Information:		Year of Expenditure (YOE) Project Cost Information:				
		Fund Cat	Federal	State	Local	Total
Preliminary Engineering	\$12,250	1	\$200,000	\$50,000	---	\$250,000
ROW Purchase:	\$62,500	YOE Cost:	\$200,000	\$50,000	---	\$250,000
Construction Engineering:	\$22,500					
Construction Cost:	\$250,000					
Contingencies:	\$25,000					
Indirect Costs:	\$12,700					
Total Project Cost	\$384,950					

HARRIS	TXDOT HOUSTON DISTRICT	REPAIR CHANNEL
3256-01-096	BW 8	
15175	AT WHITE OAK BAYOU	
C	11/1/2013	

Total Project Cost Information:		Year of Expenditure (YOE) Project Cost Information:				
		Fund Cat	Federal	State	Local	Total
Preliminary Engineering	\$12,250	1	\$200,000	\$50,000	---	\$250,000
ROW Purchase:	\$12,500	YOE Cost:	\$200,000	\$50,000	---	\$250,000
Construction Engineering:	\$22,500					
Construction Cost:	\$250,000					
Contingencies:	\$25,000					
Indirect Costs:	\$12,700					
Total Project Cost	\$334,950					

MONTGOMERY	TXDOT HOUSTON DISTRICT	WIDEN FOR CLTL
1259-01-036	FM 1097	
15167	IH 45	
	SH 75	
C	9/1/2013	

Total Project Cost Information:		Year of Expenditure (YOE) Project Cost Information:				
		Fund Cat	Federal	State	Local	Total
Preliminary Engineering	\$156,800	1	\$2,560,000	\$640,000	---	\$3,200,000
ROW Purchase:	\$0	YOE Cost:	\$2,560,000	\$640,000	---	\$3,200,000
Construction Engineering:	\$192,000					
Construction Cost:	\$3,200,000					
Contingencies:	\$320,000					
Indirect Costs:	\$162,560					
Total Project Cost	\$4,031,360					

**HOUSTON-GALVESTON MPO
2011-2014 TRANSPORTATION IMPROVEMENT PROGRAM
PREVENTIVE MAINTENANCE AND REHABILITATION FY2014 PROJECTS**

COUNTY SPONSOR
CSJ NUMBER STREET
MPO ID FROM LIMIT
SPONSOR ID TO LIMIT
PHASE LET DATE

TXDOT DISTRICT: HOUSTON
Grouped by District, Statewide Program, Fiscal Year and Sorted by Street and CSJ Number

PROJECT DESCRIPTION

WALLER	TXDOT HOUSTON DISTRICT	SEAL COAT, ASPHALT CONCRETE PAVEMENT OVERLAY AND PAVEMENT MARKINGS
0409-03-011	FM 1488	
15179	BU 290H	
	FM 1098	
C	3/1/2014	

Total Project Cost Information:		Year of Expenditure (YOE) Project Cost Information:				
		Fund Cat	Federal	State	Local	Total
Preliminary Engineering	\$49,686					
ROW Purchase:	\$253,500					
Construction Engineering:	\$60,840	1	\$811,200	\$202,800	---	\$1,014,000
Construction Cost:	\$1,014,000	YOE Cost:	\$811,200	\$202,800	---	\$1,014,000
Contingencies:	\$101,400					
Indirect Costs:	\$51,511					
Total Project Cost	\$1,530,937					

WALLER	TXDOT HOUSTON DISTRICT	SEAL COAT, ASPHALT CONCRETE PAVEMENT OVERLAY AND PAVEMENT MARKINGS
0523-01-028	FM 1488	
15180	FM 1098	
	WALLER COUNTY LINE	
C	3/1/2014	

Total Project Cost Information:		Year of Expenditure (YOE) Project Cost Information:				
		Fund Cat	Federal	State	Local	Total
Preliminary Engineering	\$38,220					
ROW Purchase:	\$195,000					
Construction Engineering:	\$70,200	1	\$624,000	\$156,000	---	\$780,000
Construction Cost:	\$780,000	YOE Cost:	\$624,000	\$156,000	---	\$780,000
Contingencies:	\$78,000					
Indirect Costs:	\$39,624					
Total Project Cost	\$1,201,044					

HARRIS	TXDOT HOUSTON DISTRICT	SEAL COAT, ASPHALT CONCRETE PAVEMENT OVERLAY AND PAVEMENT MARKINGS
0523-03-010	FM 1488	
15181	WALLER COUNTY LINE	
	HARRIS COUNTY LINE	
C	3/1/2014	

Total Project Cost Information:		Year of Expenditure (YOE) Project Cost Information:				
		Fund Cat	Federal	State	Local	Total
Preliminary Engineering	\$7,644					
ROW Purchase:	\$39,000					
Construction Engineering:	\$14,040	1	\$124,800	\$31,200	---	\$156,000
Construction Cost:	\$156,000	YOE Cost:	\$124,800	\$31,200	---	\$156,000
Contingencies:	\$15,600					
Indirect Costs:	\$7,925					
Total Project Cost	\$240,209					

WALLER	TXDOT HOUSTON DISTRICT	SEAL COAT, ASPHALT CONCRETE PAVEMENT OVERLAY AND PAVEMENT MARKINGS
0523-04-016	FM 1488	
15182	HARRIS COUNTY LINE	
	MONTGOMERY COUNTY LINE	
C	3/1/2014	

Total Project Cost Information:		Year of Expenditure (YOE) Project Cost Information:				
		Fund Cat	Federal	State	Local	Total
Preliminary Engineering	\$72,618					
ROW Purchase:	\$370,500					
Construction Engineering:	\$88,920	1	\$1,185,600	\$296,400	---	\$1,482,000
Construction Cost:	\$1,482,000	YOE Cost:	\$1,185,600	\$296,400	---	\$1,482,000
Contingencies:	\$148,200					
Indirect Costs:	\$75,286					
Total Project Cost	\$2,237,524					

**HOUSTON-GALVESTON MPO
2011-2014 TRANSPORTATION IMPROVEMENT PROGRAM
PREVENTIVE MAINTENANCE AND REHABILITATION FY2014 PROJECTS**

COUNTY	SPONSOR	TXDOT DISTRICT: HOUSTON Grouped by District, Statewide Program, Fiscal Year and Sorted by Street and CSJ Number
CSJ NUMBER	STREET	
MPO ID	FROM LIMIT	
SPONSOR ID	TO LIMIT	
PHASE	LET DATE	

MONTGOMERY	TXDOT HOUSTON DISTRICT	WIDEN FOR CLTL
0720-02-077	FM 149	
15165	FM 1097	
	SH 105	
C	9/1/2013	

Total Project Cost Information:		Year of Expenditure (YOE) Project Cost Information:				
Preliminary Engineering	\$191,100	Fund Cat	Federal	State	Local	Total
ROW Purchase:	\$0	1	\$3,120,000	\$780,000	---	\$3,900,000
Construction Engineering:	\$234,000	YOE Cost:	\$3,120,000	\$780,000	---	\$3,900,000
Construction Cost:	\$3,900,000					
Contingencies:	\$390,000					
Indirect Costs:	\$198,120					
Total Project Cost	\$4,913,220					

MONTGOMERY	TXDOT HOUSTON DISTRICT	BASE REPAIR, OCST AND HOT MIX
0720-02-079	FM 149	
15166	GRIMES COUNTY LINE	
	SH 105	
C	9/1/2013	

Total Project Cost Information:		Year of Expenditure (YOE) Project Cost Information:				
Preliminary Engineering	\$132,300	Fund Cat	Federal	State	Local	Total
ROW Purchase:	\$675,000	1	---	\$2,700,000	---	\$2,700,000
Construction Engineering:	\$162,000	YOE Cost:	---	\$2,700,000	---	\$2,700,000
Construction Cost:	\$2,700,000					
Contingencies:	\$270,000					
Indirect Costs:	\$137,160					
Total Project Cost	\$4,076,460					

HARRIS	TXDOT HOUSTON DISTRICT	ASPHALT CONCRETE PAVEMENT OVERLAY
1844-01-027	FM 1959	
15172	WEST OF IH 45	
	SH 3 AND CLOVERLEAF	
C	10/1/2013	

Total Project Cost Information:		Year of Expenditure (YOE) Project Cost Information:				
Preliminary Engineering	\$122,500	Fund Cat	Federal	State	Local	Total
ROW Purchase:	\$625,000	1	\$2,000,000	\$500,000	---	\$2,500,000
Construction Engineering:	\$150,000	YOE Cost:	\$2,000,000	\$500,000	---	\$2,500,000
Construction Cost:	\$2,500,000					
Contingencies:	\$250,000					
Indirect Costs:	\$127,000					
Total Project Cost	\$3,774,500					

HARRIS	TXDOT HOUSTON DISTRICT	MILL AND ASPHALT CONCRETE PAVEMENT OVERLAY
1062-02-022	FM 2100	
15192	FM 1960	
	END OF MAINTENANCE	
C	5/1/2014	

Total Project Cost Information:		Year of Expenditure (YOE) Project Cost Information:				
Preliminary Engineering	\$1,176	Fund Cat	Federal	State	Local	Total
ROW Purchase:	\$6,000	1	\$19,200	\$4,800	---	\$24,000
Construction Engineering:	\$2,160	YOE Cost:	\$19,200	\$4,800	---	\$24,000
Construction Cost:	\$24,000					
Contingencies:	\$2,400					
Indirect Costs:	\$1,219					
Total Project Cost	\$36,955					

**HOUSTON-GALVESTON MPO
2011-2014 TRANSPORTATION IMPROVEMENT PROGRAM
PREVENTIVE MAINTENANCE AND REHABILITATION FY2014 PROJECTS**

COUNTY SPONSOR
CSJ NUMBER STREET
MPO ID FROM LIMIT
SPONSOR ID TO LIMIT
PHASE LET DATE

TXDOT DISTRICT: HOUSTON
Grouped by District, Statewide Program, Fiscal Year and Sorted by Street and CSJ Number
PROJECT DESCRIPTION

HARRIS TXDOT HOUSTON DISTRICT MILL AND ASPHALT CONCRETE PAVEMENT OVERLAY
1062-04-054 FM 2100
15193 US 90A
0.14 MILES SOUTH OF FIRST STREET
C 5/1/2014

Total Project Cost Information:		Year of Expenditure (YOE) Project Cost Information:				
		Fund Cat	Federal	State	Local	Total
Preliminary Engineering	\$3,430	1	\$56,000	\$14,000	---	\$70,000
ROW Purchase:	\$17,500					
Construction Engineering:	\$6,300					
Construction Cost:	\$70,000	YOE Cost:	\$56,000	\$14,000	---	\$70,000
Contingencies:	\$7,000					
Indirect Costs:	\$3,556					
Total Project Cost	\$107,786					

GALVESTON TXDOT HOUSTON DISTRICT ASPHALT CONCRETE PAVEMENT OVERLAY
0500-01-140 IH 45
15188 SOUTH END CAUSE WAY
HARBOR SIDE DRIVE
C 4/1/2014

Total Project Cost Information:		Year of Expenditure (YOE) Project Cost Information:				
		Fund Cat	Federal	State	Local	Total
Preliminary Engineering	\$36,750	1	\$600,000	\$150,000	---	\$750,000
ROW Purchase:	\$187,500					
Construction Engineering:	\$67,500					
Construction Cost:	\$750,000	YOE Cost:	\$600,000	\$150,000	---	\$750,000
Contingencies:	\$75,000					
Indirect Costs:	\$38,100					
Total Project Cost	\$1,154,850					

HARRIS TXDOT HOUSTON DISTRICT MILL, SEAL COAT AND OVERLAY
0500-03-567 IH 45
15194 IH 10
IH 610 NORTH LOOP
C 8/1/2014

Total Project Cost Information:		Year of Expenditure (YOE) Project Cost Information:				
		Fund Cat	Federal	State	Local	Total
Preliminary Engineering	\$216,727	1	\$3,538,400	\$884,600	---	\$4,423,000
ROW Purchase:	\$1,105,750					
Construction Engineering:	\$265,380					
Construction Cost:	\$4,423,000	YOE Cost:	\$3,538,400	\$884,600	---	\$4,423,000
Contingencies:	\$442,300					
Indirect Costs:	\$224,688					
Total Project Cost	\$6,677,845					

GALVESTON TXDOT HOUSTON DISTRICT ASPHALT CONCRETE PAVEMENT OVERLAY
0367-07-008 LP 108
15164 SH 87
SH 87
C 9/1/2013

Total Project Cost Information:		Year of Expenditure (YOE) Project Cost Information:				
		Fund Cat	Federal	State	Local	Total
Preliminary Engineering	\$176,400	1	\$2,880,000	\$720,000	---	\$3,600,000
ROW Purchase:	\$900,000					
Construction Engineering:	\$216,000					
Construction Cost:	\$3,600,000	YOE Cost:	\$2,880,000	\$720,000	---	\$3,600,000
Contingencies:	\$360,000					
Indirect Costs:	\$182,880					
Total Project Cost	\$5,435,280					

**HOUSTON-GALVESTON MPO
2011-2014 TRANSPORTATION IMPROVEMENT PROGRAM
PREVENTIVE MAINTENANCE AND REHABILITATION FY2014 PROJECTS**

COUNTY	SPONSOR	TXDOT DISTRICT: HOUSTON Grouped by District, Statewide Program, Fiscal Year and Sorted by Street and CSJ Number
CSJ NUMBER	STREET	
MPO ID	FROM LIMIT	
SPONSOR ID	TO LIMIT	
PHASE	LET DATE	

GALVESTON	TXDOT HOUSTON DISTRICT	ASPHALT CONCRETE PAVEMENT OVERLAY
0367-02-077	SH 124	
15183	SH 87	
	CHAMBERS COUNTY LINE	
C	4/1/2014	

Total Project Cost Information:		Year of Expenditure (YOE) Project Cost Information:				
		Fund Cat	Federal	State	Local	Total
Preliminary Engineering	\$176,400	1	\$2,880,000	\$720,000	---	\$3,600,000
ROW Purchase:	\$900,000					
Construction Engineering:	\$216,000					
Construction Cost:	\$3,600,000	YOE Cost:	\$2,880,000	\$720,000	---	\$3,600,000
Contingencies:	\$360,000					
Indirect Costs:	\$182,880					
Total Project Cost	\$5,435,280					

HARRIS	TXDOT HOUSTON DISTRICT	BASE REPAIR AND ASPHALT CONCRETE PAVEMENT OVERLAY
0389-05-118	SH 146	
15184	GALVESTON COUNTY LINE	
	SOUTH ST	
C	4/1/2014	

Total Project Cost Information:		Year of Expenditure (YOE) Project Cost Information:				
		Fund Cat	Federal	State	Local	Total
Preliminary Engineering	\$48,020	1	\$784,000	\$196,000	---	\$980,000
ROW Purchase:	\$245,000					
Construction Engineering:	\$88,200					
Construction Cost:	\$980,000	YOE Cost:	\$784,000	\$196,000	---	\$980,000
Contingencies:	\$98,000					
Indirect Costs:	\$49,784					
Total Project Cost	\$1,509,004					

HARRIS	TXDOT HOUSTON DISTRICT	BASE REPAIR AND ASPHALT CONCRETE PAVEMENT OVERLAY
0389-12-087	SH 146	
15185	SOUTH ST	
	SPUR 55	
C	4/1/2014	

Total Project Cost Information:		Year of Expenditure (YOE) Project Cost Information:				
		Fund Cat	Federal	State	Local	Total
Preliminary Engineering	\$29,400	1	\$480,000	\$120,000	---	\$600,000
ROW Purchase:	\$150,000					
Construction Engineering:	\$54,000					
Construction Cost:	\$600,000	YOE Cost:	\$480,000	\$120,000	---	\$600,000
Contingencies:	\$60,000					
Indirect Costs:	\$30,480					
Total Project Cost	\$923,880					

HARRIS	TXDOT HOUSTON DISTRICT	BASE REPAIR AND ASPHALT CONCRETE PAVEMENT OVERLAY
0389-13-054	SH 146	
15186	DOUGLAS DR	
	SH 146E	
C	4/1/2014	

Total Project Cost Information:		Year of Expenditure (YOE) Project Cost Information:				
		Fund Cat	Federal	State	Local	Total
Preliminary Engineering	\$14,700	1	\$240,000	\$60,000	---	\$300,000
ROW Purchase:	\$75,000					
Construction Engineering:	\$27,000					
Construction Cost:	\$300,000	YOE Cost:	\$240,000	\$60,000	---	\$300,000
Contingencies:	\$30,000					
Indirect Costs:	\$15,240					
Total Project Cost	\$461,940					

**HOUSTON-GALVESTON MPO
2011-2014 TRANSPORTATION IMPROVEMENT PROGRAM
PREVENTIVE MAINTENANCE AND REHABILITATION FY2014 PROJECTS**

COUNTY SPONSOR
CSJ NUMBER STREET
MPO ID FROM LIMIT
SPONSOR ID TO LIMIT
PHASE LET DATE

TXDOT DISTRICT: HOUSTON
Grouped by District, Statewide Program, Fiscal Year and Sorted by Street and CSJ Number

PROJECT DESCRIPTION

HARRIS TXDOT HOUSTON DISTRICT BASE REPAIR AND ASPHALT CONCRETE PAVEMENT OVERLAY
0502-01-207 SH 225
15170 SCARBOROUGH
BEARLE STREET
C 10/1/2013

Total Project Cost Information:		Year of Expenditure (YOE) Project Cost Information:				
		Fund Cat	Federal	State	Local	Total
Preliminary Engineering	\$98,000					
ROW Purchase:	\$500,000					
Construction Engineering:	\$120,000	1	\$1,600,000	\$400,000	---	\$2,000,000
Construction Cost:	\$2,000,000	YOE Cost:	\$1,600,000	\$400,000	---	\$2,000,000
Contingencies:	\$200,000					
Indirect Costs:	\$101,600					
Total Project Cost	\$3,019,600					

BRAZORIA TXDOT HOUSTON DISTRICT SEAL COAT, ASPHALT CONCRETE PAVEMENT OVERLAY AND PAVEMENT MARKINGS
0179-05-002 SH 35
15168 FM 1301
BS 35
C 10/1/2013

Total Project Cost Information:		Year of Expenditure (YOE) Project Cost Information:				
		Fund Cat	Federal	State	Local	Total
Preliminary Engineering	\$56,546					
ROW Purchase:	\$288,500					
Construction Engineering:	\$69,240	1	\$923,200	\$230,800	---	\$1,154,000
Construction Cost:	\$1,154,000	YOE Cost:	\$923,200	\$230,800	---	\$1,154,000
Contingencies:	\$115,400					
Indirect Costs:	\$58,623					
Total Project Cost	\$1,742,309					

BRAZORIA TXDOT HOUSTON DISTRICT SEAL COAT, ASPHALT CONCRETE PAVEMENT OVERLAY AND PAVEMENT MARKINGS
0179-11-002 SH 35
15169 LOOP 419 SOUTH
LOOP 419 NORTH
C 10/1/2013

Total Project Cost Information:		Year of Expenditure (YOE) Project Cost Information:				
		Fund Cat	Federal	State	Local	Total
Preliminary Engineering	\$66,689					
ROW Purchase:	\$340,250					
Construction Engineering:	\$81,660	1	\$1,088,800	\$272,200	---	\$1,361,000
Construction Cost:	\$1,361,000	YOE Cost:	\$1,088,800	\$272,200	---	\$1,361,000
Contingencies:	\$136,100					
Indirect Costs:	\$69,139					
Total Project Cost	\$2,054,838					

HARRIS TXDOT HOUSTON DISTRICT PAVEMENT MARKINGS
0912-00-446 VA
15190 VARIOUS LOCATIONS OUTSIDE HARRIS CO
C 5/1/2014

Total Project Cost Information:		Year of Expenditure (YOE) Project Cost Information:				
		Fund Cat	Federal	State	Local	Total
Preliminary Engineering	\$73,500					
ROW Purchase:	\$0					
Construction Engineering:	\$90,000	1	\$1,200,000	\$300,000	---	\$1,500,000
Construction Cost:	\$1,500,000	YOE Cost:	\$1,200,000	\$300,000	---	\$1,500,000
Contingencies:	\$150,000					
Indirect Costs:	\$76,200					
Total Project Cost	\$1,889,700					

**HOUSTON-GALVESTON MPO
2011-2014 TRANSPORTATION IMPROVEMENT PROGRAM
PREVENTIVE MAINTENANCE AND REHABILITATION FY2014 PROJECTS**

COUNTY	SPONSOR	TXDOT DISTRICT: HOUSTON Grouped by District, Statewide Program, Fiscal Year and Sorted by Street and CSJ Number
CSJ NUMBER	STREET	
MPO ID	FROM LIMIT	
SPONSOR ID	TO LIMIT	
PHASE	LET DATE	

HARRIS	TXDOT HOUSTON DISTRICT	PAVEMENT MARKINGS
0912-72-266	VA	
15191	VARIOUS LOCATIONS IN HARRIS COUNTY	

C 5/1/2014

Total Project Cost Information:		Year of Expenditure (YOE) Project Cost Information:				
		Fund Cat	Federal	State	Local	Total
Preliminary Engineering	\$73,500					
ROW Purchase:	\$0					
Construction Engineering:	\$90,000	1	\$1,200,000	\$300,000	---	\$1,500,000
Construction Cost:	\$1,500,000	YOE Cost:	\$1,200,000	\$300,000	---	\$1,500,000
Contingencies:	\$150,000					
Indirect Costs:	\$76,200					
Total Project Cost	\$1,889,700					

**HOUSTON-GALVESTON MPO
2011-2014 TRANSPORTATION IMPROVEMENT PROGRAM
SAFETY FY2011 PROJECTS**

TXDOT DISTRICT: HOUSTON

Grouped by District, Statewide Program, Fiscal Year and Sorted by Street and CSJ Number

COUNTY	SPONSOR	PROJECT DESCRIPTION
CSJ NUMBER	STREET	
MPO ID	FROM LIMIT	
SPONSOR ID	TO LIMIT	
PHASE	LET DATE	

HARRIS	TXDOT HOUSTON DISTRICT	PEDESTRIAN WAY IMPROVEMENTS/SIDEWALKS,
0912-70-067	AT ALICE JOHNSON JR HIGH SCHOOL	CHANNELVIEW ISD,
15232		HARRIS COUNTY PRECINCT 2

C 8/1/2011

Total Project Cost Information:		Year of Expenditure (YOE) Project Cost Information:				
		Fund Cat	Federal	State	Local	Total
Preliminary Engineering	\$22,222					
ROW Purchase:	\$22,675					
Construction Engineering:	\$40,815	8	\$453,500	---	---	\$453,500
Construction Cost:	\$453,500	YOE Cost:	\$453,500	---	---	\$453,500
Contingencies:	\$45,350					
Indirect Costs:	\$23,038					
Total Project Cost	\$607,599					

HARRIS	TXDOT HOUSTON DISTRICT	WHITE OAK BAYOU MULTI-USE TRAIL, WEST HARRIS COUNTY
0912-70-068	AT BANG ELEMENTARY SCHOOL	MUD NO 9
15233		

C 8/1/2011

Total Project Cost Information:		Year of Expenditure (YOE) Project Cost Information:				
		Fund Cat	Federal	State	Local	Total
Preliminary Engineering	\$24,500					
ROW Purchase:	\$25,000					
Construction Engineering:	\$45,000	8	\$500,000	---	---	\$500,000
Construction Cost:	\$500,000	YOE Cost:	\$500,000	---	---	\$500,000
Contingencies:	\$50,000					
Indirect Costs:	\$25,400					
Total Project Cost	\$669,900					

HARRIS	TXDOT HOUSTON DISTRICT	SIGNING AND PAVEMENT MARKINGS
3256-02-081	BW 8	
14117	0.118 E OF OLD HUMBLE RD	
	0.396 MI W OF LOCKWOOD DR	

C 4/1/2011

Total Project Cost Information:		Year of Expenditure (YOE) Project Cost Information:				
		Fund Cat	Federal	State	Local	Total
Preliminary Engineering	\$57,370					
ROW Purchase:	\$292,703					
Construction Engineering:	\$70,249	10	---	---	\$1,170,810	\$1,170,810
Construction Cost:	\$1,170,810	YOE Cost:	---	---	\$1,170,810	\$1,170,810
Contingencies:	\$117,081					
Indirect Costs:	\$59,477					
Total Project Cost	\$1,767,689					

HARRIS	TXDOT HOUSTON DISTRICT	SIGNALS AND ILLUMINATION
3256-02-082	BW 8	
14180	0.118 E OF OLD HUMBLE RD	
	0.396 MI W OF LOCKWOOD DR	

C 4/1/2011

Total Project Cost Information:		Year of Expenditure (YOE) Project Cost Information:				
		Fund Cat	Federal	State	Local	Total
Preliminary Engineering	\$57,916					
ROW Purchase:	\$0					
Construction Engineering:	\$70,917	10	---	---	\$1,181,954	\$1,181,954
Construction Cost:	\$1,181,954	YOE Cost:	---	---	\$1,181,954	\$1,181,954
Contingencies:	\$118,195					
Indirect Costs:	\$60,043					
Total Project Cost	\$1,489,026					

**HOUSTON-GALVESTON MPO
2011-2014 TRANSPORTATION IMPROVEMENT PROGRAM
SAFETY FY2011 PROJECTS**

TXDOT DISTRICT: HOUSTON

Grouped by District, Statewide Program, Fiscal Year and Sorted by Street and CSJ Number

COUNTY	SPONSOR	PROJECT DESCRIPTION
CSJ NUMBER	STREET	
MPO ID	FROM LIMIT	
SPONSOR ID	TO LIMIT	
PHASE	LET DATE	

FORT BEND	TXDOT HOUSTON DISTRICT	REMOVE 90 DEGREE TURN N-S ACROSS OLD SF RR
1258-02-030	FM 1093	ALIGNMENT (OWNED BY METRO)
15049	W OF FM 359/MAIN IN FULSHEAR	
	E OF FM 359/MAIN	
C	8/1/2011	

Total Project Cost Information:		Year of Expenditure (YOE) Project Cost Information:				
		Fund Cat	Federal	State	Local	Total
Preliminary Engineering	\$73,500	1	\$400,000	\$100,000	---	\$500,000
ROW Purchase:	\$75,000					
Construction Engineering:	\$90,000	LOCAL CONT	---	---	\$1,000,000	\$1,000,000
Construction Cost:	\$1,500,000					
Contingencies:	\$150,000	YOE Cost:	\$400,000	\$100,000	\$1,000,000	\$1,500,000
Indirect Costs:	\$76,200					
Total Project Cost	\$1,964,700					

HARRIS	TXDOT HOUSTON DISTRICT	IMPROVE TRAFFIC SIGNAL
1685-03-091	FM 1960	
14857	AT WHITAKER DRIVE	
C	8/1/2011	

Total Project Cost Information:		Year of Expenditure (YOE) Project Cost Information:				
		Fund Cat	Federal	State	Local	Total
Preliminary Engineering	\$9,442	8	\$173,423	\$19,269	---	\$192,692
ROW Purchase:	\$9,635					
Construction Engineering:	\$17,342					
Construction Cost:	\$192,692	YOE Cost:	\$173,423	\$19,269	---	\$192,692
Contingencies:	\$19,269					
Indirect Costs:	\$9,789					
Total Project Cost	\$258,169					

BRAZORIA	TXDOT HOUSTON DISTRICT	FOR WORK CONSISTANT OF THE MODERNIZATION OF
1004-01-046	FM 524	EXISTING TRAFFIC SIGNALS
10677	ENTRANCE TO PHILLIPS REFINERY	
C	9/1/2010	

Total Project Cost Information:		Year of Expenditure (YOE) Project Cost Information:				
		Fund Cat	Federal	State	Local	Total
Preliminary Engineering	\$7,840	1	\$128,000	\$32,000	---	\$160,000
ROW Purchase:	\$8,000					
Construction Engineering:	\$14,400					
Construction Cost:	\$160,000	YOE Cost:	\$128,000	\$32,000	---	\$160,000
Contingencies:	\$16,000					
Indirect Costs:	\$8,128					
Total Project Cost	\$214,368					

HARRIS	TXDOT HOUSTON DISTRICT	IMPROVE TRAFFIC SIGNAL
0976-01-036	FM 865	
14856	AT ALMEDA GENOA ROAD	
C	8/1/2011	

Total Project Cost Information:		Year of Expenditure (YOE) Project Cost Information:				
		Fund Cat	Federal	State	Local	Total
Preliminary Engineering	\$13,546	8	\$248,803	\$27,645	---	\$276,448
ROW Purchase:	\$13,822					
Construction Engineering:	\$24,880					
Construction Cost:	\$276,448	YOE Cost:	\$248,803	\$27,645	---	\$276,448
Contingencies:	\$27,645					
Indirect Costs:	\$14,044					
Total Project Cost	\$370,385					

**HOUSTON-GALVESTON MPO
2011-2014 TRANSPORTATION IMPROVEMENT PROGRAM
SAFETY FY2011 PROJECTS**

TXDOT DISTRICT: HOUSTON

Grouped by District, Statewide Program, Fiscal Year and Sorted by Street and CSJ Number

COUNTY	SPONSOR	PROJECT DESCRIPTION
CSJ NUMBER	STREET	
MPO ID	FROM LIMIT	
SPONSOR ID	TO LIMIT	
PHASE	LET DATE	

MONTGOMERY	TXDOT HOUSTON DISTRICT	WIDEN RIGHT TURN LANES
0338-07-023	SH 105	
15043	AT FOSTORIA RD	

C 9/1/2010

Total Project Cost Information:		Year of Expenditure (YOE) Project Cost Information:				
		Fund Cat	Federal	State	Local	Total
Preliminary Engineering	\$17,150					
ROW Purchase:	\$17,500					
Construction Engineering:	\$31,500	1	\$280,000	\$70,000	---	\$350,000
Construction Cost:	\$350,000	YOE Cost:	\$280,000	\$70,000	---	\$350,000
Contingencies:	\$35,000					
Indirect Costs:	\$17,780					
Total Project Cost	\$468,930					

GALVESTON	TXDOT HOUSTON DISTRICT	IMPROVE TRAFFIC SIGNAL
0389-07-035	SH 146	
14855	AT FM 1765	

C 8/1/2011

Total Project Cost Information:		Year of Expenditure (YOE) Project Cost Information:				
		Fund Cat	Federal	State	Local	Total
Preliminary Engineering	\$9,442					
ROW Purchase:	\$9,635					
Construction Engineering:	\$17,342	8	\$173,423	\$19,269	---	\$192,692
Construction Cost:	\$192,692	YOE Cost:	\$173,423	\$19,269	---	\$192,692
Contingencies:	\$19,269					
Indirect Costs:	\$9,789					
Total Project Cost	\$258,169					

GALVESTON	TXDOT HOUSTON DISTRICT	DRAINAGE IMPROVEMENTS IN GALVESTON CO DRAINAGE DISTRICT 2
0051-03-100	SH 3	
15056	UPRR OUTFALL DITCHES D AND E	

C 3/1/2011

Total Project Cost Information:		Year of Expenditure (YOE) Project Cost Information:				
		Fund Cat	Federal	State	Local	Total
Preliminary Engineering	\$12,740					
ROW Purchase:	\$13,000					
Construction Engineering:	\$23,400	1	\$208,000	\$52,000	---	\$260,000
Construction Cost:	\$260,000	YOE Cost:	\$208,000	\$52,000	---	\$260,000
Contingencies:	\$26,000					
Indirect Costs:	\$13,208					
Total Project Cost	\$348,348					

BRAZORIA	TXDOT HOUSTON DISTRICT	IMPROVE TRAFFIC SIGNAL
0178-03-147	SH 35	
14853	AT MUSTANG ROAD	

C 8/1/2011

Total Project Cost Information:		Year of Expenditure (YOE) Project Cost Information:				
		Fund Cat	Federal	State	Local	Total
Preliminary Engineering	\$13,546					
ROW Purchase:	\$13,822					
Construction Engineering:	\$24,880	8	\$248,803	\$27,645	---	\$276,448
Construction Cost:	\$276,448	YOE Cost:	\$248,803	\$27,645	---	\$276,448
Contingencies:	\$27,645					
Indirect Costs:	\$14,044					
Total Project Cost	\$370,385					

**HOUSTON-GALVESTON MPO
2011-2014 TRANSPORTATION IMPROVEMENT PROGRAM
SAFETY FY2011 PROJECTS
TXDOT DISTRICT: HOUSTON**

Grouped by District, Statewide Program, Fiscal Year and Sorted by Street and CSJ Number

COUNTY	SPONSOR	PROJECT DESCRIPTION
CSJ NUMBER	STREET	
MPO ID	FROM LIMIT	
SPONSOR ID	TO LIMIT	
PHASE	LET DATE	

BRAZORIA	TXDOT HOUSTON DISTRICT	INSTALL INTERSECTION FLASHING BEACON
0178-03-148	SH 35	
14854	AT JEPHSON LANE	

C 8/1/2011

Total Project Cost Information:		Year of Expenditure (YOE) Project Cost Information:				
		Fund Cat	Federal	State	Local	Total
Preliminary Engineering	\$13,546					
ROW Purchase:	\$13,822					
Construction Engineering:	\$24,880	8	\$248,803	\$27,645	---	\$276,448
Construction Cost:	\$276,448	YOE Cost:	\$248,803	\$27,645	---	\$276,448
Contingencies:	\$27,645					
Indirect Costs:	\$14,044					
Total Project Cost	\$370,385					

HARRIS	TXDOT HOUSTON DISTRICT	UPGRADE/RECONSTRUCT TRAFFIC SIGNALS
0912-00-385	VA	
15060	VARIOUS LOCATIONS DISTRICTWIDE	

C 7/1/2011

Total Project Cost Information:		Year of Expenditure (YOE) Project Cost Information:				
		Fund Cat	Federal	State	Local	Total
Preliminary Engineering	\$49,000					
ROW Purchase:	\$50,000					
Construction Engineering:	\$60,000	1	\$800,000	\$200,000	---	\$1,000,000
Construction Cost:	\$1,000,000	YOE Cost:	\$800,000	\$200,000	---	\$1,000,000
Contingencies:	\$100,000					
Indirect Costs:	\$50,800					
Total Project Cost	\$1,309,800					

HARRIS	TXDOT HOUSTON DISTRICT	PAVEMENT MARKINGS (NON-SITE SPECIFIC)
0912-00-386	VA	
15058	VAR LOCATIONS OUTSIDE HARRIS COUNTY	

C 6/1/2011

Total Project Cost Information:		Year of Expenditure (YOE) Project Cost Information:				
		Fund Cat	Federal	State	Local	Total
Preliminary Engineering	\$98,000					
ROW Purchase:	\$0					
Construction Engineering:	\$120,000	1	\$1,600,000	\$400,000	---	\$2,000,000
Construction Cost:	\$2,000,000	YOE Cost:	\$1,600,000	\$400,000	---	\$2,000,000
Contingencies:	\$200,000					
Indirect Costs:	\$101,600					
Total Project Cost	\$2,519,600					

HARRIS	TXDOT HOUSTON DISTRICT	PAVEMENT MARKINGS (NON-STIE SPECIFIC)
0912-72-212	VA	
15059	VARIOUS LOCATIONS INSIDE HARRIS CTY	

C 6/1/2011

Total Project Cost Information:		Year of Expenditure (YOE) Project Cost Information:				
		Fund Cat	Federal	State	Local	Total
Preliminary Engineering	\$98,000					
ROW Purchase:	\$0					
Construction Engineering:	\$120,000	1	\$1,600,000	\$400,000	---	\$2,000,000
Construction Cost:	\$2,000,000	YOE Cost:	\$1,600,000	\$400,000	---	\$2,000,000
Contingencies:	\$200,000					
Indirect Costs:	\$101,600					
Total Project Cost	\$2,519,600					

**HOUSTON-GALVESTON MPO
2011-2014 TRANSPORTATION IMPROVEMENT PROGRAM
SAFETY FY2011 PROJECTS
TXDOT DISTRICT: HOUSTON**

Grouped by District, Statewide Program, Fiscal Year and Sorted by Street and CSJ Number

COUNTY SPONSOR
CSJ NUMBER STREET
MPO ID FROM LIMIT
SPONSOR ID TO LIMIT
PHASE LET DATE

PROJECT DESCRIPTION

HARRIS	TXDOT HOUSTON DISTRICT	INSTALL VIVDS AND INSTALL LOOPS
0912-00-336	VARIOUS LOCATIONS DISTRICTWIDE	
14147	VA	
	VA	
C	12/1/2010	

Total Project Cost Information:

Year of Expenditure (YOE) Project Cost Information:

		Fund Cat	Federal	State	Local	Total
Preliminary Engineering	\$24,990					
ROW Purchase:	\$0					
Construction Engineering:	\$45,900	1	\$408,000	\$102,000	---	\$510,000
Construction Cost:	\$510,000	YOE Cost:	\$408,000	\$102,000	---	\$510,000
Contingencies:	\$51,000					
Indirect Costs:	\$25,908					
Total Project Cost	\$657,798					

**HOUSTON-GALVESTON MPO
2011-2014 TRANSPORTATION IMPROVEMENT PROGRAM
SAFETY FY2012 PROJECTS**

TXDOT DISTRICT: HOUSTON

Grouped by District, Statewide Program, Fiscal Year and Sorted by Street and CSJ Number

COUNTY	SPONSOR	PROJECT DESCRIPTION
CSJ NUMBER	STREET	
MPO ID	FROM LIMIT	
SPONSOR ID	TO LIMIT	
PHASE	LET DATE	

HARRIS TXDOT HOUSTON DISTRICT IMPROVE TRAFFIC SIGNALS
 3256-01-098 BW 8
 14883 AT W GULF BANK RD

C 8/1/2012

Total Project Cost Information:		Year of Expenditure (YOE) Project Cost Information:				
		Fund Cat	Federal	State	Local	Total
Preliminary Engineering	\$13,546					
ROW Purchase:	\$13,822					
Construction Engineering:	\$24,880	8	\$248,803	\$27,645	---	\$276,448
Construction Cost:	\$276,448	YOE Cost:	\$248,803	\$27,645	---	\$276,448
Contingencies:	\$27,645					
Indirect Costs:	\$14,044					
Total Project Cost	\$370,385					

HARRIS TXDOT HOUSTON DISTRICT IMPROVE TRAFFIC SIGNAL
 3256-02-086 BW 8
 14884 AT JOHN F KENNEDY BLVD

C 8/1/2012

Total Project Cost Information:		Year of Expenditure (YOE) Project Cost Information:				
		Fund Cat	Federal	State	Local	Total
Preliminary Engineering	\$13,546					
ROW Purchase:	\$13,822					
Construction Engineering:	\$24,880	8	\$248,803	\$27,645	---	\$276,448
Construction Cost:	\$276,448	YOE Cost:	\$248,803	\$27,645	---	\$276,448
Contingencies:	\$27,645					
Indirect Costs:	\$14,044					
Total Project Cost	\$370,385					

HARRIS TXDOT HOUSTON DISTRICT IMPROVE TRAFFIC SIGNAL
 3256-02-087 BW 8
 14885 AT W HARDY ROAD

C 8/1/2012

Total Project Cost Information:		Year of Expenditure (YOE) Project Cost Information:				
		Fund Cat	Federal	State	Local	Total
Preliminary Engineering	\$13,546					
ROW Purchase:	\$13,822					
Construction Engineering:	\$24,880	8	\$248,803	\$27,645	---	\$276,448
Construction Cost:	\$276,448	YOE Cost:	\$248,803	\$27,645	---	\$276,448
Contingencies:	\$27,645					
Indirect Costs:	\$14,044					
Total Project Cost	\$370,385					

HARRIS TXDOT HOUSTON DISTRICT IMPROVE TRAFFIC SIGNAL
 1258-04-059 FM 1093
 14872 AT SHADOWBRIAR DRIVE

C 8/1/2012

Total Project Cost Information:		Year of Expenditure (YOE) Project Cost Information:				
		Fund Cat	Federal	State	Local	Total
Preliminary Engineering	\$9,442					
ROW Purchase:	\$9,635					
Construction Engineering:	\$17,342	8	\$173,423	\$19,269	---	\$192,692
Construction Cost:	\$192,692	YOE Cost:	\$173,423	\$19,269	---	\$192,692
Contingencies:	\$19,269					
Indirect Costs:	\$9,789					
Total Project Cost	\$258,169					

**HOUSTON-GALVESTON MPO
2011-2014 TRANSPORTATION IMPROVEMENT PROGRAM
SAFETY FY2012 PROJECTS**

TXDOT DISTRICT: HOUSTON

Grouped by District, Statewide Program, Fiscal Year and Sorted by Street and CSJ Number

COUNTY	SPONSOR	PROJECT DESCRIPTION
CSJ NUMBER	STREET	
MPO ID	FROM LIMIT	
SPONSOR ID	TO LIMIT	
PHASE	LET DATE	

BRAZORIA	TXDOT HOUSTON DISTRICT	CENTER-LINE RUMBLE STRIPS
1684-01-020	FM 1128	
14859	0.039 MI S OF CR 101	
	SH 6	
C	8/1/2012	

Total Project Cost Information:		Year of Expenditure (YOE) Project Cost Information:				
		Fund Cat	Federal	State	Local	Total
Preliminary Engineering	\$6,782					
ROW Purchase:	\$0					
Construction Engineering:	\$12,457	8	\$124,568	\$13,841	---	\$138,409
Construction Cost:	\$138,409	YOE Cost:	\$124,568	\$13,841	---	\$138,409
Contingencies:	\$13,841					
Indirect Costs:	\$7,031					
Total Project Cost	\$178,520					

BRAZORIA	TXDOT BEAUMONT DISTRICT	CENTER-LINE RUMBLE STRIPS
1414-03-038	FM 1462	
14860	FM 521	
	0.16 MI NW OF CR 944	
C	8/1/2012	

Total Project Cost Information:		Year of Expenditure (YOE) Project Cost Information:				
		Fund Cat	Federal	State	Local	Total
Preliminary Engineering	\$16,127					
ROW Purchase:	\$16,457					
Construction Engineering:	\$29,622	8	\$296,218	\$32,913	---	\$329,131
Construction Cost:	\$329,131	YOE Cost:	\$296,218	\$32,913	---	\$329,131
Contingencies:	\$32,913					
Indirect Costs:	\$16,720					
Total Project Cost	\$440,970					

GALVESTON	TXDOT HOUSTON DISTRICT	IMPROVE TRAFFIC SIGNAL
0686-01-047	FM 1765	
14867	AT 34TH STREET S	
C	8/1/2012	

Total Project Cost Information:		Year of Expenditure (YOE) Project Cost Information:				
		Fund Cat	Federal	State	Local	Total
Preliminary Engineering	\$9,442					
ROW Purchase:	\$9,635					
Construction Engineering:	\$17,342	8	\$173,423	\$19,269	---	\$192,692
Construction Cost:	\$192,692	YOE Cost:	\$173,423	\$19,269	---	\$192,692
Contingencies:	\$19,269					
Indirect Costs:	\$9,789					
Total Project Cost	\$258,169					

HARRIS	TXDOT HOUSTON DISTRICT	IMPROVE TRAFFIC SIGNAL
1685-03-089	FM 1960	
14873	AT W LAKE HOUSTON PARKWAY	
C	4/1/2012	

Total Project Cost Information:		Year of Expenditure (YOE) Project Cost Information:				
		Fund Cat	Federal	State	Local	Total
Preliminary Engineering	\$28,638					
ROW Purchase:	\$29,222					
Construction Engineering:	\$52,600	8	\$526,003	\$58,445	---	\$584,448
Construction Cost:	\$584,448	YOE Cost:	\$526,003	\$58,445	---	\$584,448
Contingencies:	\$58,445					
Indirect Costs:	\$29,690					
Total Project Cost	\$783,043					

**HOUSTON-GALVESTON MPO
2011-2014 TRANSPORTATION IMPROVEMENT PROGRAM
SAFETY FY2012 PROJECTS**

TXDOT DISTRICT: HOUSTON

Grouped by District, Statewide Program, Fiscal Year and Sorted by Street and CSJ Number

COUNTY	SPONSOR	PROJECT DESCRIPTION
CSJ NUMBER	STREET	
MPO ID	FROM LIMIT	
SPONSOR ID	TO LIMIT	
PHASE	LET DATE	

HARRIS TXDOT HOUSTON DISTRICT IMPROVE TRAFFIC SIGNAL
 1685-03-090 FM 1960
 14874 AT E DENTON

C 8/1/2012

Total Project Cost Information:		Year of Expenditure (YOE) Project Cost Information:				
		Fund Cat	Federal	State	Local	Total
Preliminary Engineering	\$10,290					
ROW Purchase:	\$10,500					
Construction Engineering:	\$18,900	8	\$189,004	\$21,001	---	\$210,005
Construction Cost:	\$210,005	YOE Cost:	\$189,004	\$21,001	---	\$210,005
Contingencies:	\$21,001					
Indirect Costs:	\$10,668					
Total Project Cost	\$281,365					

BRAZORIA TXDOT HOUSTON DISTRICT CENTER-LINE RUMBLE STRIPS
 2523-02-064 FM 2004
 14861 GALVESTON COUNTY LINE
 SH 36

C 8/1/2012

Total Project Cost Information:		Year of Expenditure (YOE) Project Cost Information:				
		Fund Cat	Federal	State	Local	Total
Preliminary Engineering	\$11,321					
ROW Purchase:	\$0					
Construction Engineering:	\$20,794	8	\$207,944	\$23,105	---	\$231,049
Construction Cost:	\$231,049	YOE Cost:	\$207,944	\$23,105	---	\$231,049
Contingencies:	\$23,105					
Indirect Costs:	\$11,737					
Total Project Cost	\$298,007					

HARRIS TXDOT HOUSTON DISTRICT CENTER-LINE RUMBLE STRIPS
 2941-01-020 FM 2920
 14875 BU 290H
 0.063 MI W OF SH 249

C 8/1/2012

Total Project Cost Information:		Year of Expenditure (YOE) Project Cost Information:				
		Fund Cat	Federal	State	Local	Total
Preliminary Engineering	\$24,788					
ROW Purchase:	\$25,293					
Construction Engineering:	\$45,528	8	\$455,282	\$50,587	---	\$505,869
Construction Cost:	\$505,869	YOE Cost:	\$455,282	\$50,587	---	\$505,869
Contingencies:	\$50,587					
Indirect Costs:	\$25,698					
Total Project Cost	\$677,763					

WALLER TXDOT HOUSTON DISTRICT CENTER-LINE RUMBLE STRIPS
 0543-01-061 FM 359
 14888 0.08 MI N OF BU 290H
 FORT BEND COUNTY LINE

C 8/1/2012

Total Project Cost Information:		Year of Expenditure (YOE) Project Cost Information:				
		Fund Cat	Federal	State	Local	Total
Preliminary Engineering	\$35,100					
ROW Purchase:	\$0					
Construction Engineering:	\$64,469	8	\$644,692	\$71,633	---	\$716,325
Construction Cost:	\$716,325	YOE Cost:	\$644,692	\$71,633	---	\$716,325
Contingencies:	\$71,633					
Indirect Costs:	\$36,389					
Total Project Cost	\$923,916					

**HOUSTON-GALVESTON MPO
2011-2014 TRANSPORTATION IMPROVEMENT PROGRAM
SAFETY FY2012 PROJECTS**

TXDOT DISTRICT: HOUSTON

Grouped by District, Statewide Program, Fiscal Year and Sorted by Street and CSJ Number

COUNTY	SPONSOR	PROJECT DESCRIPTION
CSJ NUMBER	STREET	
MPO ID	FROM LIMIT	
SPONSOR ID	TO LIMIT	
PHASE	LET DATE	

WALLER	TXDOT HOUSTON DISTRICT	CENTER-LINE RUMBLE STRIPS
0523-02-042	FM 362	
14889	FM 1488	
	FM 359	
C	8/1/2012	

Total Project Cost Information:		Year of Expenditure (YOE) Project Cost Information:				
		Fund Cat	Federal	State	Local	Total
Preliminary Engineering	\$36,454					
ROW Purchase:	\$37,198	8	\$669,562	\$74,396	---	\$743,958
Construction Engineering:	\$66,956					
Construction Cost:	\$743,958	YOE Cost:	\$669,562	\$74,396	---	\$743,958
Contingencies:	\$74,396					
Indirect Costs:	\$37,793					
Total Project Cost	\$996,755					

FORT BEND	TXDOT HOUSTON DISTRICT	CENTER-LINE RUMBLE STRIPS
0111-03-055	FM 521	
14863	SH 6	
	HARRIS COUNTY LINE	
C	8/1/2012	

Total Project Cost Information:		Year of Expenditure (YOE) Project Cost Information:				
		Fund Cat	Federal	State	Local	Total
Preliminary Engineering	\$7,838					
ROW Purchase:	\$0	8	\$143,961	\$15,996	---	\$159,957
Construction Engineering:	\$14,396					
Construction Cost:	\$159,957	YOE Cost:	\$143,961	\$15,996	---	\$159,957
Contingencies:	\$15,996					
Indirect Costs:	\$8,126					
Total Project Cost	\$206,313					

BRAZORIA	TXDOT HOUSTON DISTRICT	CENTER-LINE RUMBLE STRIPS
1003-01-089	FM 523	
14858	0.261 MI SE OF SH 35	
	SH 332	
C	8/1/2012	

Total Project Cost Information:		Year of Expenditure (YOE) Project Cost Information:				
		Fund Cat	Federal	State	Local	Total
Preliminary Engineering	\$22,390					
ROW Purchase:	\$0	8	\$411,246	\$45,694	---	\$456,940
Construction Engineering:	\$41,125					
Construction Cost:	\$456,940	YOE Cost:	\$411,246	\$45,694	---	\$456,940
Contingencies:	\$45,694					
Indirect Costs:	\$23,213					
Total Project Cost	\$589,361					

HARRIS	TXDOT HOUSTON DISTRICT	IMPROVE TRAFFIC SIGNAL
1005-01-041	FM 525	
14871	AT HARDY ROAD	
C	8/1/2012	

Total Project Cost Information:		Year of Expenditure (YOE) Project Cost Information:				
		Fund Cat	Federal	State	Local	Total
Preliminary Engineering	\$13,546					
ROW Purchase:	\$13,822	8	\$248,803	\$27,645	---	\$276,448
Construction Engineering:	\$24,880					
Construction Cost:	\$276,448	YOE Cost:	\$248,803	\$27,645	---	\$276,448
Contingencies:	\$27,645					
Indirect Costs:	\$14,044					
Total Project Cost	\$370,385					

**HOUSTON-GALVESTON MPO
2011-2014 TRANSPORTATION IMPROVEMENT PROGRAM
SAFETY FY2012 PROJECTS**

TXDOT DISTRICT: HOUSTON

Grouped by District, Statewide Program, Fiscal Year and Sorted by Street and CSJ Number

COUNTY	SPONSOR	PROJECT DESCRIPTION				
CSJ NUMBER	STREET					
MPO ID	FROM LIMIT					
SPONSOR ID	TO LIMIT					
PHASE	LET DATE					
FORT BEND	TXDOT HOUSTON DISTRICT	CENTER-LINE RUMBLE STRIPS				
0543-03-069	FM 762					
14864	0.014 MI S OF FM 1640					
	FM 1462					
C	8/1/2012					
Total Project Cost Information:		Year of Expenditure (YOE) Project Cost Information:				
Preliminary Engineering	\$27,081	Fund Cat	Federal	State	Local	Total
ROW Purchase:	\$0	8	\$497,410	\$55,268	---	\$552,678
Construction Engineering:	\$49,741	YOE Cost:				\$552,678
Construction Cost:	\$552,678		\$497,410	\$55,268	---	\$552,678
Contingencies:	\$55,268					
Indirect Costs:	\$28,076					
Total Project Cost	\$712,844					
HARRIS	TXDOT HOUSTON DISTRICT	IMPROVE TRAFFIC SIGNAL				
0500-03-569	IH 45 N					
14876	AT DOWLING ST					
C	8/1/2012					
Total Project Cost Information:		Year of Expenditure (YOE) Project Cost Information:				
Preliminary Engineering	\$13,546	Fund Cat	Federal	State	Local	Total
ROW Purchase:	\$13,822	8	\$248,803	\$27,645	---	\$276,448
Construction Engineering:	\$24,880	YOE Cost:				\$276,448
Construction Cost:	\$276,448		\$248,803	\$27,645	---	\$276,448
Contingencies:	\$27,645					
Indirect Costs:	\$14,044					
Total Project Cost	\$370,385					
HARRIS	TXDOT HOUSTON DISTRICT	IMPROVE TRAFFIC SIGNAL				
0271-16-132	IH 610					
14877	AT WOODRIDGE ST					
C	8/1/2012					
Total Project Cost Information:		Year of Expenditure (YOE) Project Cost Information:				
Preliminary Engineering	\$13,546	Fund Cat	Federal	State	Local	Total
ROW Purchase:	\$13,822	8	\$248,803	\$27,645	---	\$276,448
Construction Engineering:	\$24,880	YOE Cost:				\$276,448
Construction Cost:	\$276,448		\$248,803	\$27,645	---	\$276,448
Contingencies:	\$27,645					
Indirect Costs:	\$14,044					
Total Project Cost	\$370,385					
MONTGOMERY	TXDOT HOUSTON DISTRICT	CENTER-LINE RUMBLE STRIPS				
0338-07-024	SH 105					
14887	SAN JACINTO COUNTY LINE					
	LIBERTY COUNTY LINE					
C	8/1/2012					
Total Project Cost Information:		Year of Expenditure (YOE) Project Cost Information:				
Preliminary Engineering	\$1,655	Fund Cat	Federal	State	Local	Total
ROW Purchase:	\$1,689	8	\$30,397	\$3,377	---	\$33,774
Construction Engineering:	\$3,040	YOE Cost:				\$33,774
Construction Cost:	\$33,774		\$30,397	\$3,377	---	\$33,774
Contingencies:	\$3,377					
Indirect Costs:	\$1,716					
Total Project Cost	\$45,250					

**HOUSTON-GALVESTON MPO
2011-2014 TRANSPORTATION IMPROVEMENT PROGRAM
SAFETY FY2012 PROJECTS**

TXDOT DISTRICT: HOUSTON

Grouped by District, Statewide Program, Fiscal Year and Sorted by Street and CSJ Number

COUNTY	SPONSOR	PROJECT DESCRIPTION
CSJ NUMBER	STREET	
MPO ID	FROM LIMIT	
SPONSOR ID	TO LIMIT	
PHASE	LET DATE	

GALVESTON	TXDOT HOUSTON DISTRICT	ADD LEFT TURN LANE
0389-06-101	SH 146	
14869	AT FM 1764	

C 8/1/2012

Total Project Cost Information:

Year of Expenditure (YOE) Project Cost Information:

Preliminary Engineering	\$7,002	Fund Cat	Federal	State	Local	Total
ROW Purchase:	\$7,145	8	\$128,604	\$14,289	---	\$142,893
Construction Engineering:	\$12,860	YOE Cost:	\$128,604	\$14,289	---	\$142,893
Construction Cost:	\$142,893					
Contingencies:	\$14,289					
Indirect Costs:	\$7,259					
Total Project Cost	\$191,448					

HARRIS	TXDOT HOUSTON DISTRICT	IMPROVE TRAFFIC SIGNAL
0389-13-055	SH 146	
14881	AT BS 146E	

C 8/1/2012

Total Project Cost Information:

Year of Expenditure (YOE) Project Cost Information:

Preliminary Engineering	\$13,546	Fund Cat	Federal	State	Local	Total
ROW Purchase:	\$13,822	8	\$248,803	\$27,645	---	\$276,448
Construction Engineering:	\$24,880	YOE Cost:	\$248,803	\$27,645	---	\$276,448
Construction Cost:	\$276,448					
Contingencies:	\$27,645					
Indirect Costs:	\$14,044					
Total Project Cost	\$370,385					

HARRIS	TXDOT HOUSTON DISTRICT	IMPROVE TRAFFIC SIGNAL
0598-01-093	SH 288	
14882	AT ALMEDA GENOA ROAD	

C 8/1/2012

Total Project Cost Information:

Year of Expenditure (YOE) Project Cost Information:

Preliminary Engineering	\$13,546	Fund Cat	Federal	State	Local	Total
ROW Purchase:	\$13,822	8	\$248,803	\$27,645	---	\$276,448
Construction Engineering:	\$24,880	YOE Cost:	\$248,803	\$27,645	---	\$276,448
Construction Cost:	\$276,448					
Contingencies:	\$27,645					
Indirect Costs:	\$14,044					
Total Project Cost	\$370,385					

BRAZORIA	TXDOT HOUSTON DISTRICT	CONSTRUCT TURNAROUND
0598-04-025	SH 288	
15109	AT SH 35	

C 8/1/2012

Total Project Cost Information:

Year of Expenditure (YOE) Project Cost Information:

Preliminary Engineering	\$10,290	Fund Cat	Federal	State	Local	Total
ROW Purchase:	\$0	1	\$168,000	\$42,000	---	\$210,000
Construction Engineering:	\$18,900	YOE Cost:	\$168,000	\$42,000	---	\$210,000
Construction Cost:	\$210,000					
Contingencies:	\$21,000					
Indirect Costs:	\$10,668					
Total Project Cost	\$270,858					

**HOUSTON-GALVESTON MPO
2011-2014 TRANSPORTATION IMPROVEMENT PROGRAM
SAFETY FY2012 PROJECTS
TXDOT DISTRICT: HOUSTON**

Grouped by District, Statewide Program, Fiscal Year and Sorted by Street and CSJ Number

COUNTY	SPONSOR	PROJECT DESCRIPTION				
CSJ NUMBER	STREET					
MPO ID	FROM LIMIT					
SPONSOR ID	TO LIMIT					
PHASE	LET DATE					
HARRIS	TXDOT HOUSTON DISTRICT	INTERSECTION IMPROVEMENTS				
0051-02-079	SH 3					
10935	AT FM 2351					
C	11/1/2011					
Total Project Cost Information:		Year of Expenditure (YOE) Project Cost Information:				
Preliminary Engineering	\$113,582	Fund Cat	Federal	State	Local	Total
ROW Purchase:	\$115,900	1	---	\$2,318,000	---	\$2,318,000
Construction Engineering:	\$139,080	YOE Cost:				
Construction Cost:	\$2,318,000	---	\$2,318,000	---	\$2,318,000	
Contingencies:	\$231,800					
Indirect Costs:	\$117,754					
Total Project Cost	\$3,036,116					
BRAZORIA	TXDOT HOUSTON DISTRICT	CENTER-LINE RUMBLE STRIPS				
0179-03-030	SH 35					
14862	0.159 MI NE OF CR 639					
	MATAGORDA COUNTY LINE					
C	8/1/2012					
Total Project Cost Information:		Year of Expenditure (YOE) Project Cost Information:				
Preliminary Engineering	\$10,348	Fund Cat	Federal	State	Local	Total
ROW Purchase:	\$0	8	\$190,058	\$21,118	---	\$211,176
Construction Engineering:	\$19,006	YOE Cost:				
Construction Cost:	\$211,176	---	\$190,058	\$21,118	---	\$211,176
Contingencies:	\$21,118					
Indirect Costs:	\$10,728					
Total Project Cost	\$272,375					
FORT BEND	TXDOT HOUSTON DISTRICT	CENTER-LINE RUMBLE STRIPS				
0188-02-042	SH 36					
14865	0.14 M S OF FM 2218					
	BRAZORIA COUNTY LINE					
C	8/1/2012					
Total Project Cost Information:		Year of Expenditure (YOE) Project Cost Information:				
Preliminary Engineering	\$19,320	Fund Cat	Federal	State	Local	Total
ROW Purchase:	\$0	8	\$354,850	\$39,428	---	\$394,278
Construction Engineering:	\$35,485	YOE Cost:				
Construction Cost:	\$394,278	---	\$354,850	\$39,428	---	\$394,278
Contingencies:	\$39,428					
Indirect Costs:	\$20,029					
Total Project Cost	\$508,540					
HARRIS	TXDOT HOUSTON DISTRICT	IMPROVE TRAFFIC SIGNAL				
1685-05-101	SH 6					
14878	AT PIPING ROCK					
C	8/1/2012					
Total Project Cost Information:		Year of Expenditure (YOE) Project Cost Information:				
Preliminary Engineering	\$9,442	Fund Cat	Federal	State	Local	Total
ROW Purchase:	\$9,635	8	\$173,423	\$19,269	---	\$192,692
Construction Engineering:	\$17,342	YOE Cost:				
Construction Cost:	\$192,692	---	\$173,423	\$19,269	---	\$192,692
Contingencies:	\$19,269					
Indirect Costs:	\$9,789					
Total Project Cost	\$258,169					

**HOUSTON-GALVESTON MPO
2011-2014 TRANSPORTATION IMPROVEMENT PROGRAM
SAFETY FY2012 PROJECTS
TXDOT DISTRICT: HOUSTON**

Grouped by District, Statewide Program, Fiscal Year and Sorted by Street and CSJ Number
PROJECT DESCRIPTION

COUNTY SPONSOR
CSJ NUMBER STREET
MPO ID FROM LIMIT
SPONSOR ID TO LIMIT
PHASE LET DATE

HARRIS TXDOT HOUSTON DISTRICT IMPROVE TRAFFIC SIGNALS
1685-05-102 SH 6
14879 AT PATTERSON RD

C 8/1/2012

Total Project Cost Information:

Year of Expenditure (YOE) Project Cost Information:

Preliminary Engineering	\$9,442	Fund Cat	Federal	State	Local	Total
ROW Purchase:	\$9,635	8	\$173,423	\$19,269	---	\$192,692
Construction Engineering:	\$17,342	YOE Cost:	\$173,423	\$19,269	---	\$192,692
Construction Cost:	\$192,692					
Contingencies:	\$19,269					
Indirect Costs:	\$9,789					
Total Project Cost	\$258,169					

GALVESTON TXDOT HOUSTON DISTRICT CENTER-LINE RUMBLE STRIPS
0367-02-078 SH 87
14868 0.14 MI S OF SH 124
HAMM

C 8/1/2012

Total Project Cost Information:

Year of Expenditure (YOE) Project Cost Information:

Preliminary Engineering	\$9,096	Fund Cat	Federal	State	Local	Total
ROW Purchase:	\$0	8	\$167,072	\$18,564	---	\$185,636
Construction Engineering:	\$16,707	YOE Cost:	\$167,072	\$18,564	---	\$185,636
Construction Cost:	\$185,636					
Contingencies:	\$18,564					
Indirect Costs:	\$9,430					
Total Project Cost	\$239,433					

HARRIS TXDOT HOUSTON DISTRICT INSTALL TRAFFIC SIGNAL
3187-01-010 SH 99
14880 AT BS 146E

C 8/1/2012

Total Project Cost Information:

Year of Expenditure (YOE) Project Cost Information:

Preliminary Engineering	\$13,546	Fund Cat	Federal	State	Local	Total
ROW Purchase:	\$13,822	8	\$248,803	\$27,645	---	\$276,448
Construction Engineering:	\$24,880	YOE Cost:	\$248,803	\$27,645	---	\$276,448
Construction Cost:	\$276,448					
Contingencies:	\$27,645					
Indirect Costs:	\$14,044					
Total Project Cost	\$370,385					

FORT BEND TXDOT HOUSTON DISTRICT INSTALL ADVANCE WARNING
3510-04-040 SH 99
14866 AT FM 1093

C 8/1/2012

Total Project Cost Information:

Year of Expenditure (YOE) Project Cost Information:

Preliminary Engineering	\$2,577	Fund Cat	Federal	State	Local	Total
ROW Purchase:	\$0	8	\$47,335	\$5,259	---	\$52,594
Construction Engineering:	\$4,733	YOE Cost:	\$47,335	\$5,259	---	\$52,594
Construction Cost:	\$52,594					
Contingencies:	\$5,259					
Indirect Costs:	\$2,672					
Total Project Cost	\$67,836					

**HOUSTON-GALVESTON MPO
2011-2014 TRANSPORTATION IMPROVEMENT PROGRAM
SAFETY FY2012 PROJECTS**

TXDOT DISTRICT: HOUSTON

Grouped by District, Statewide Program, Fiscal Year and Sorted by Street and CSJ Number

COUNTY	SPONSOR	PROJECT DESCRIPTION
CSJ NUMBER	STREET	
MPO ID	FROM LIMIT	
SPONSOR ID	TO LIMIT	
PHASE	LET DATE	

HARRIS	TXDOT HOUSTON DISTRICT	INSTALL TRAFFIC SIGNAL
0912-70-054	ST EMANUEL ST	
14870	AT LEELAND ST	

C 8/1/2012

Total Project Cost Information:		Year of Expenditure (YOE) Project Cost Information:				
		Fund Cat	Federal	State	Local	Total
Preliminary Engineering	\$9,442					
ROW Purchase:	\$9,635					
Construction Engineering:	\$17,342	8	\$173,423	---	\$19,269	\$192,692
Construction Cost:	\$192,692	YOE Cost:	\$173,423	---	\$19,269	\$192,692
Contingencies:	\$19,269					
Indirect Costs:	\$9,789					
Total Project Cost	\$258,169					

HARRIS	TXDOT HOUSTON DISTRICT	IMPROVE INTERSECTIONS (SAFETY ISSUES)
0912-00-324	TXDOT HOUSTON DISTRICT	
14139	VARIOUS LOCATIONS DISTRICTWIDE	

C 8/1/2012

Total Project Cost Information:		Year of Expenditure (YOE) Project Cost Information:				
		Fund Cat	Federal	State	Local	Total
Preliminary Engineering	\$34,522					
ROW Purchase:	\$0					
Construction Engineering:	\$63,409	1	\$563,631	\$140,908	---	\$704,539
Construction Cost:	\$704,539	YOE Cost:	\$563,631	\$140,908	---	\$704,539
Contingencies:	\$70,454					
Indirect Costs:	\$35,791					
Total Project Cost	\$908,714					

HARRIS	TXDOT HOUSTON DISTRICT	IMPROVE TRAFFIC SIGNAL
0050-08-091	US 290	
14886	AT WEST RD	

C 8/1/2012

Total Project Cost Information:		Year of Expenditure (YOE) Project Cost Information:				
		Fund Cat	Federal	State	Local	Total
Preliminary Engineering	\$13,546					
ROW Purchase:	\$13,822					
Construction Engineering:	\$24,880	8	\$248,803	\$27,645	---	\$276,448
Construction Cost:	\$276,448	YOE Cost:	\$248,803	\$27,645	---	\$276,448
Contingencies:	\$27,645					
Indirect Costs:	\$14,044					
Total Project Cost	\$370,385					

HARRIS	TXDOT HOUSTON DISTRICT	NEW TRAFFIC SIGNALS
0912-00-381	VA	
15077	VARIOUS LOCATIONS DISTRICTWIDE	

C 9/1/2011

Total Project Cost Information:		Year of Expenditure (YOE) Project Cost Information:				
		Fund Cat	Federal	State	Local	Total
Preliminary Engineering	\$122,500					
ROW Purchase:	\$125,000					
Construction Engineering:	\$150,000	1	\$2,000,000	\$500,000	---	\$2,500,000
Construction Cost:	\$2,500,000	YOE Cost:	\$2,000,000	\$500,000	---	\$2,500,000
Contingencies:	\$250,000					
Indirect Costs:	\$127,000					
Total Project Cost	\$3,274,500					

**HOUSTON-GALVESTON MPO
2011-2014 TRANSPORTATION IMPROVEMENT PROGRAM
SAFETY FY2012 PROJECTS
TXDOT DISTRICT: HOUSTON**

Grouped by District, Statewide Program, Fiscal Year and Sorted by Street and CSJ Number

COUNTY	SPONSOR	PROJECT DESCRIPTION
CSJ NUMBER	STREET	
MPO ID	FROM LIMIT	
SPONSOR ID	TO LIMIT	
PHASE	LET DATE	

HARRIS	TXDOT HOUSTON DISTRICT	FLOW SIGNAL REHABILITATION
0912-00-414	VA	
15101	VARIOUS LOCATIONS DISTRICTWIDE	

C 6/1/2012

Total Project Cost Information:		Year of Expenditure (YOE) Project Cost Information:				
		Fund Cat	Federal	State	Local	Total
Preliminary Engineering	\$14,700					
ROW Purchase:	\$15,000					
Construction Engineering:	\$27,000	1	\$240,000	\$60,000	---	\$300,000
Construction Cost:	\$300,000	YOE Cost:	\$240,000	\$60,000	---	\$300,000
Contingencies:	\$30,000					
Indirect Costs:	\$15,240					
Total Project Cost	\$401,940					

HARRIS	TXDOT HOUSTON DISTRICT	UPGRADE/RECONSTRUCT TRAFFIC SIGNALS
0912-00-417	VA	
15106	VARIOUS LOCATIONS DISTRICTWIDE	

C 7/1/2012

Total Project Cost Information:		Year of Expenditure (YOE) Project Cost Information:				
		Fund Cat	Federal	State	Local	Total
Preliminary Engineering	\$88,200					
ROW Purchase:	\$90,000					
Construction Engineering:	\$108,000	1	\$1,440,000	\$360,000	---	\$1,800,000
Construction Cost:	\$1,800,000	YOE Cost:	\$1,440,000	\$360,000	---	\$1,800,000
Contingencies:	\$180,000					
Indirect Costs:	\$91,440					
Total Project Cost	\$2,357,640					

HARRIS	TXDOT HOUSTON DISTRICT	PAVEMENT MARKINGS (NON-SITE SPECIFIC)
0912-00-419	VA	
15102	VARIOUS LOCATIONS OUTSIDE HARRIS CO	

C 6/1/2012

Total Project Cost Information:		Year of Expenditure (YOE) Project Cost Information:				
		Fund Cat	Federal	State	Local	Total
Preliminary Engineering	\$73,500					
ROW Purchase:	\$0					
Construction Engineering:	\$90,000	1	\$1,200,000	\$300,000	---	\$1,500,000
Construction Cost:	\$1,500,000	YOE Cost:	\$1,200,000	\$300,000	---	\$1,500,000
Contingencies:	\$150,000					
Indirect Costs:	\$76,200					
Total Project Cost	\$1,889,700					

HARRIS	TXDOT HOUSTON DISTRICT	PAVEMENT MARKINGS (NON-SITE SPECIFIC)
0912-72-235	VA	
15103	VARIOUS LOCATIONS IN HARRIS COUNTY	

C 6/1/2012

Total Project Cost Information:		Year of Expenditure (YOE) Project Cost Information:				
		Fund Cat	Federal	State	Local	Total
Preliminary Engineering	\$49,000					
ROW Purchase:	\$0					
Construction Engineering:	\$60,000	1	\$800,000	\$200,000	---	\$1,000,000
Construction Cost:	\$1,000,000	YOE Cost:	\$800,000	\$200,000	---	\$1,000,000
Contingencies:	\$100,000					
Indirect Costs:	\$50,800					
Total Project Cost	\$1,259,800					

**HOUSTON-GALVESTON MPO
2011-2014 TRANSPORTATION IMPROVEMENT PROGRAM
SAFETY FY2013 PROJECTS
TXDOT DISTRICT: HOUSTON**

Grouped by District, Statewide Program, Fiscal Year and Sorted by Street and CSJ Number

COUNTY	SPONSOR	PROJECT DESCRIPTION
CSJ NUMBER	STREET	
MPO ID	FROM LIMIT	
SPONSOR ID	TO LIMIT	
PHASE	LET DATE	

GALVESTON	TXDOT HOUSTON DISTRICT	INSTALL INTERSECTION FLASHING BEACON AND ADD LEFT TURN LANE
0686-01-046	FM 1765	
14892	AT 33RD STREET S	
C	8/1/2013	

Total Project Cost Information:		Year of Expenditure (YOE) Project Cost Information:				
		Fund Cat	Federal	State	Local	Total
Preliminary Engineering	\$32,653					
ROW Purchase:	\$33,319					
Construction Engineering:	\$59,974	8	\$599,743	\$66,638	---	\$666,381
Construction Cost:	\$666,381	YOE Cost:	\$599,743	\$66,638	---	\$666,381
Contingencies:	\$66,638					
Indirect Costs:	\$33,852					
Total Project Cost	\$892,817					

HARRIS	TXDOT HOUSTON DISTRICT	PAVEMENT MARKINGS
1685-01-095	FM 1960	
15127	US 290	
	SH 249	
C	9/1/2012	

Total Project Cost Information:		Year of Expenditure (YOE) Project Cost Information:				
		Fund Cat	Federal	State	Local	Total
Preliminary Engineering	\$24,500					
ROW Purchase:	\$0					
Construction Engineering:	\$45,000	1	\$400,000	\$100,000	---	\$500,000
Construction Cost:	\$500,000	YOE Cost:	\$400,000	\$100,000	---	\$500,000
Contingencies:	\$50,000					
Indirect Costs:	\$25,400					
Total Project Cost	\$644,900					

HARRIS	TXDOT HOUSTON DISTRICT	PAVEMENT MARKINGS
1685-02-049	FM 1960	
15125	IH 45	
	6.5 MI E OF IH 45 (HUMBLE BYPASS)	
C	9/1/2012	

Total Project Cost Information:		Year of Expenditure (YOE) Project Cost Information:				
		Fund Cat	Federal	State	Local	Total
Preliminary Engineering	\$17,150					
ROW Purchase:	\$0					
Construction Engineering:	\$31,500	1	\$280,000	\$70,000	---	\$350,000
Construction Cost:	\$350,000	YOE Cost:	\$280,000	\$70,000	---	\$350,000
Contingencies:	\$35,000					
Indirect Costs:	\$17,780					
Total Project Cost	\$451,430					

HARRIS	TXDOT HOUSTON DISTRICT	PAVEMENT MARKINGS
1685-03-087	FM 1960	
15126	6.5 MI E OF IH 45 (HUMBLE BYPASS)	
	US 59	
C	9/1/2012	

Total Project Cost Information:		Year of Expenditure (YOE) Project Cost Information:				
		Fund Cat	Federal	State	Local	Total
Preliminary Engineering	\$7,350					
ROW Purchase:	\$0					
Construction Engineering:	\$13,500	1	\$120,000	\$30,000	---	\$150,000
Construction Cost:	\$150,000	YOE Cost:	\$120,000	\$30,000	---	\$150,000
Contingencies:	\$15,000					
Indirect Costs:	\$7,620					
Total Project Cost	\$193,470					

**HOUSTON-GALVESTON MPO
2011-2014 TRANSPORTATION IMPROVEMENT PROGRAM
SAFETY FY2013 PROJECTS**

TXDOT DISTRICT: HOUSTON

Grouped by District, Statewide Program, Fiscal Year and Sorted by Street and CSJ Number

COUNTY	SPONSOR	PROJECT DESCRIPTION
CSJ NUMBER	STREET	
MPO ID	FROM LIMIT	
SPONSOR ID	TO LIMIT	
PHASE	LET DATE	

HARRIS	TXDOT HOUSTON DISTRICT	HIGH MAST ILLUMINATION
0508-01-332	IH 10 E	
15159	MERCURY	
	UVALDE	
C	7/1/2013	

Total Project Cost Information:		Year of Expenditure (YOE) Project Cost Information:				
		Fund Cat	Federal	State	Local	Total
Preliminary Engineering	\$44,100					
ROW Purchase:	\$0					
Construction Engineering:	\$81,000	1	\$720,000	\$180,000	---	\$900,000
Construction Cost:	\$900,000	YOE Cost:	\$720,000	\$180,000	---	\$900,000
Contingencies:	\$90,000					
Indirect Costs:	\$45,720					
Total Project Cost	\$1,160,820					

HARRIS	TXDOT HOUSTON DISTRICT	HIGH MAST ILLUMINATION
0271-16-131	IH 610	
15160	.122 MILES WST OF SH 35	
	.228 MILES WEST OF LONG DRIVE	
C	8/1/2013	

Total Project Cost Information:		Year of Expenditure (YOE) Project Cost Information:				
		Fund Cat	Federal	State	Local	Total
Preliminary Engineering	\$53,900					
ROW Purchase:	\$0					
Construction Engineering:	\$66,000	1	\$880,000	\$220,000	---	\$1,100,000
Construction Cost:	\$1,100,000	YOE Cost:	\$880,000	\$220,000	---	\$1,100,000
Contingencies:	\$110,000					
Indirect Costs:	\$55,880					
Total Project Cost	\$1,385,780					

GALVESTON	TXDOT HOUSTON DISTRICT	IMPROVE TRAFFIC SIGNAL AND ADD LEFT TURN LANE
0389-06-100	SH 146	
14893	AT FM 517	
C	8/1/2013	

Total Project Cost Information:		Year of Expenditure (YOE) Project Cost Information:				
		Fund Cat	Federal	State	Local	Total
Preliminary Engineering	\$41,624					
ROW Purchase:	\$42,473					
Construction Engineering:	\$76,452	8	\$764,517	\$84,946	---	\$849,463
Construction Cost:	\$849,463	YOE Cost:	\$764,517	\$84,946	---	\$849,463
Contingencies:	\$84,946					
Indirect Costs:	\$43,153					
Total Project Cost	\$1,138,111					

HARRIS	TXDOT HOUSTON DISTRICT	HIGH MAST ILLUMINATION
0502-01-206	SH 225	
15137	WAFER STREET	
	BW 8	
C	2/1/2013	

Total Project Cost Information:		Year of Expenditure (YOE) Project Cost Information:				
		Fund Cat	Federal	State	Local	Total
Preliminary Engineering	\$117,600					
ROW Purchase:	\$0					
Construction Engineering:	\$144,000	1	\$1,920,000	\$480,000	---	\$2,400,000
Construction Cost:	\$2,400,000	YOE Cost:	\$1,920,000	\$480,000	---	\$2,400,000
Contingencies:	\$240,000					
Indirect Costs:	\$121,920					
Total Project Cost	\$3,023,520					

**HOUSTON-GALVESTON MPO
2011-2014 TRANSPORTATION IMPROVEMENT PROGRAM
SAFETY FY2013 PROJECTS**

TXDOT DISTRICT: HOUSTON

Grouped by District, Statewide Program, Fiscal Year and Sorted by Street and CSJ Number

COUNTY	SPONSOR	PROJECT DESCRIPTION
CSJ NUMBER	STREET	
MPO ID	FROM LIMIT	
SPONSOR ID	TO LIMIT	
PHASE	LET DATE	

BRAZORIA TXDOT HOUSTON DISTRICT CONSTRUCT U-TURN
 0598-02-094 SH 288
 15129 AT SH 6

C 10/1/2012

Total Project Cost Information:		Year of Expenditure (YOE) Project Cost Information:				
		Fund Cat	Federal	State	Local	Total
Preliminary Engineering	\$15,680					
ROW Purchase:	\$0					
Construction Engineering:	\$28,800	1	\$256,000	\$64,000	---	\$320,000
Construction Cost:	\$320,000	YOE Cost:	\$256,000	\$64,000	---	\$320,000
Contingencies:	\$32,000					
Indirect Costs:	\$16,256					
Total Project Cost	\$412,736					

HARRIS TXDOT HOUSTON DISTRICT NEW TRAFFIC SIGNALS
 0912-00-413 VA
 15151 VARIOUS LOCATIONS DISTRICTWIDE

C 4/1/2013

Total Project Cost Information:		Year of Expenditure (YOE) Project Cost Information:				
		Fund Cat	Federal	State	Local	Total
Preliminary Engineering	\$73,500					
ROW Purchase:	\$75,000					
Construction Engineering:	\$90,000	1	\$1,200,000	\$300,000	---	\$1,500,000
Construction Cost:	\$1,500,000	YOE Cost:	\$1,200,000	\$300,000	---	\$1,500,000
Contingencies:	\$150,000					
Indirect Costs:	\$76,200					
Total Project Cost	\$1,964,700					

HARRIS TXDOT HOUSTON DISTRICT IMPROVE INTERSECTIONS (SAFETY ISSUES)
 0912-00-415 VA
 15120 VARIOUS LOCATIONS DISTRICTWIDE

C 9/1/2012

Total Project Cost Information:		Year of Expenditure (YOE) Project Cost Information:				
		Fund Cat	Federal	State	Local	Total
Preliminary Engineering	\$49,000					
ROW Purchase:	\$0					
Construction Engineering:	\$60,000	1	\$800,000	\$200,000	---	\$1,000,000
Construction Cost:	\$1,000,000	YOE Cost:	\$800,000	\$200,000	---	\$1,000,000
Contingencies:	\$100,000					
Indirect Costs:	\$50,800					
Total Project Cost	\$1,259,800					

HARRIS TXDOT HOUSTON DISTRICT NEW TRAFFIC SIGNALS
 0912-00-420 VA
 15122 VARIOUS LOCATIONS DISTRICTWIDE

C 9/1/2012

Total Project Cost Information:		Year of Expenditure (YOE) Project Cost Information:				
		Fund Cat	Federal	State	Local	Total
Preliminary Engineering	\$98,000					
ROW Purchase:	\$100,000					
Construction Engineering:	\$120,000	1	\$1,600,000	\$400,000	---	\$2,000,000
Construction Cost:	\$2,000,000	YOE Cost:	\$1,600,000	\$400,000	---	\$2,000,000
Contingencies:	\$200,000					
Indirect Costs:	\$101,600					
Total Project Cost	\$2,619,600					

**HOUSTON-GALVESTON MPO
2011-2014 TRANSPORTATION IMPROVEMENT PROGRAM
SAFETY FY2013 PROJECTS
TXDOT DISTRICT: HOUSTON**

Grouped by District, Statewide Program, Fiscal Year and Sorted by Street and CSJ Number

COUNTY	SPONSOR	PROJECT DESCRIPTION
CSJ NUMBER	STREET	
MPO ID	FROM LIMIT	
SPONSOR ID	TO LIMIT	
PHASE	LET DATE	

HARRIS	TXDOT HOUSTON DISTRICT	UPGRADE/RECONSTRUCT TRAFFIC SIGNALS
0912-00-440	VA	
15161	VARIOUS LOCATIONS DISTRICTWIDE	

C 8/1/2013

Total Project Cost Information:		Year of Expenditure (YOE) Project Cost Information:				
		Fund Cat	Federal	State	Local	Total
Preliminary Engineering	\$68,600	1	\$1,120,000	\$280,000	---	\$1,400,000
ROW Purchase:	\$70,000					
Construction Engineering:	\$84,000					
Construction Cost:	\$1,400,000	YOE Cost:	\$1,120,000	\$280,000	---	\$1,400,000
Contingencies:	\$140,000					
Indirect Costs:	\$71,120					
Total Project Cost	\$1,833,720					

HARRIS	TXDOT HOUSTON DISTRICT	PAVEMENT MARKINGS (NON-SITE SPECIFIC)
0912-00-444	VA	
15155	VARIOUS LOCATIONS OUTSIDE HARRIS CO	

C 5/1/2013

Total Project Cost Information:		Year of Expenditure (YOE) Project Cost Information:				
		Fund Cat	Federal	State	Local	Total
Preliminary Engineering	\$98,000	1	\$1,600,000	\$400,000	---	\$2,000,000
ROW Purchase:	\$0					
Construction Engineering:	\$120,000					
Construction Cost:	\$2,000,000	YOE Cost:	\$1,600,000	\$400,000	---	\$2,000,000
Contingencies:	\$200,000					
Indirect Costs:	\$101,600					
Total Project Cost	\$2,519,600					

FORT BEND	TXDOT HOUSTON DISTRICT	CIPP PIPE LINER AT CROSS CULVERTS
0912-34-171	VA	
15123	VARIOUS LOCATIONS COUNTYWIDE	

C 9/1/2012

Total Project Cost Information:		Year of Expenditure (YOE) Project Cost Information:				
		Fund Cat	Federal	State	Local	Total
Preliminary Engineering	\$36,750	1	\$600,000	\$150,000	---	\$750,000
ROW Purchase:	\$37,500					
Construction Engineering:	\$67,500					
Construction Cost:	\$750,000	YOE Cost:	\$600,000	\$150,000	---	\$750,000
Contingencies:	\$75,000					
Indirect Costs:	\$38,100					
Total Project Cost	\$1,004,850					

HARRIS	TXDOT HOUSTON DISTRICT	PAVEMENT MARKINGS (NON-SITE SPECIFIC)
0912-72-265	VA	
15156	VARIOUS LOCATIONS IN HARRIS COUNTY	

C 5/1/2013

Total Project Cost Information:		Year of Expenditure (YOE) Project Cost Information:				
		Fund Cat	Federal	State	Local	Total
Preliminary Engineering	\$98,000	1	\$1,600,000	\$400,000	---	\$2,000,000
ROW Purchase:	\$0					
Construction Engineering:	\$120,000					
Construction Cost:	\$2,000,000	YOE Cost:	\$1,600,000	\$400,000	---	\$2,000,000
Contingencies:	\$200,000					
Indirect Costs:	\$101,600					
Total Project Cost	\$2,519,600					

**HOUSTON-GALVESTON MPO
2011-2014 TRANSPORTATION IMPROVEMENT PROGRAM
SAFETY FY2014 PROJECTS**

TXDOT DISTRICT: HOUSTON

Grouped by District, Statewide Program, Fiscal Year and Sorted by Street and CSJ Number

COUNTY	SPONSOR	PROJECT DESCRIPTION
CSJ NUMBER	STREET	
MPO ID	FROM LIMIT	
SPONSOR ID	TO LIMIT	
PHASE	LET DATE	

HARRIS	TXDOT HOUSTON DISTRICT	REPLACE FIBER OPTIC CABLE REMOVED BY OTHER CONSTRUCTION
0508-01-033	IH 10 E	
15173	JOHN RALSTON	
	FEDERAL RD	
C	11/1/2013	

Total Project Cost Information:		Year of Expenditure (YOE) Project Cost Information:				
		Fund Cat	Federal	State	Local	Total
Preliminary Engineering	\$29,400					
ROW Purchase:	\$0					
Construction Engineering:	\$54,000	1	\$480,000	\$120,000	---	\$600,000
Construction Cost:	\$600,000	YOE Cost:	\$480,000	\$120,000	---	\$600,000
Contingencies:	\$60,000					
Indirect Costs:	\$30,480					
Total Project Cost	\$773,880					

HARRIS	TXDOT HOUSTON DISTRICT	HIGH MAST ILLUMINATION
0271-16-130	IH 610	
15163	.228 MILES WEST OF LONG DRIVE	
	.241 MILES EAST OF SH 288	
C	9/1/2013	

Total Project Cost Information:		Year of Expenditure (YOE) Project Cost Information:				
		Fund Cat	Federal	State	Local	Total
Preliminary Engineering	\$196,000					
ROW Purchase:	\$0					
Construction Engineering:	\$240,000	1	\$3,200,000	\$800,000	---	\$4,000,000
Construction Cost:	\$4,000,000	YOE Cost:	\$3,200,000	\$800,000	---	\$4,000,000
Contingencies:	\$400,000					
Indirect Costs:	\$203,200					
Total Project Cost	\$5,039,200					

FORT BEND	TXDOT HOUSTON DISTRICT	ADD 10-FOOT SHOULDERS AND OVERLAY
0027-06-051	US 90A	
12819	FM 1952	
	SPUR 10	
C	3/1/2014	

Total Project Cost Information:		Year of Expenditure (YOE) Project Cost Information:				
		Fund Cat	Federal	State	Local	Total
Preliminary Engineering	\$509,600					
ROW Purchase:	\$520,000					
Construction Engineering:	\$520,000	1	---	\$10,400,000	---	\$10,400,000
Construction Cost:	\$10,400,000	YOE Cost:	---	\$10,400,000	---	\$10,400,000
Contingencies:	\$1,040,000					
Indirect Costs:	\$528,320					
Total Project Cost	\$13,517,920					

FORT BEND	TXDOT HOUSTON DISTRICT	ADD 10-FOOT SHOULDERS AND OVERLAY
0027-06-052	US 90A	
12820	WHARTON C/L	
	FM 1952	
C	3/1/2014	

Total Project Cost Information:		Year of Expenditure (YOE) Project Cost Information:				
		Fund Cat	Federal	State	Local	Total
Preliminary Engineering	\$304,927					
ROW Purchase:	\$311,150					
Construction Engineering:	\$311,150	1	---	\$6,223,000	---	\$6,223,000
Construction Cost:	\$6,223,000	YOE Cost:	---	\$6,223,000	---	\$6,223,000
Contingencies:	\$622,300					
Indirect Costs:	\$316,128					
Total Project Cost	\$8,088,655					

**HOUSTON-GALVESTON MPO
2011-2014 TRANSPORTATION IMPROVEMENT PROGRAM
SAFETY FY2014 PROJECTS
TXDOT DISTRICT: HOUSTON**

Grouped by District, Statewide Program, Fiscal Year and Sorted by Street and CSJ Number

COUNTY SPONSOR
CSJ NUMBER STREET
MPO ID FROM LIMIT
SPONSOR ID TO LIMIT
PHASE LET DATE

PROJECT DESCRIPTION

HARRIS	TXDOT HOUSTON DISTRICT	UPGRADE/RECONSTRUCT TRAFFIC SIGNALS
0912-00-441	VA	
15171	VARIOUS LOCATIONS DISTRICTWIDE	

C 10/1/2013

Total Project Cost Information:

Year of Expenditure (YOE) Project Cost Information:

		Fund Cat	Federal	State	Local	Total
Preliminary Engineering	\$68,600					
ROW Purchase:	\$70,000					
Construction Engineering:	\$84,000	1	\$1,120,000	\$280,000	---	\$1,400,000
Construction Cost:	\$1,400,000	YOE Cost:	\$1,120,000	\$280,000	---	\$1,400,000
Contingencies:	\$140,000					
Indirect Costs:	\$71,120					
Total Project Cost	\$1,833,720					

**HOUSTON-GALVESTON MPO
2011-2014 TRANSPORTATION IMPROVEMENT PROGRAM
BRIDGE REPLACEMENT AND REHABILITATION FY2011 PROJECTS**

COUNTY	SPONSOR	TXDOT DISTRICT: BEAUMONT
CSJ NUMBER	STREET	Grouped by District, Statewide Program, Fiscal Year and Sorted by Street and CSJ Number
MPO ID	FROM LIMIT	
SPONSOR ID	TO LIMIT	
PHASE	LET DATE	PROJECT DESCRIPTION

LIBERTY	TXDOT BEAUMONT DISTRICT	REPLACE BRIDGE & APPROACHES
0920-02-070	CR 2132	
15000	AT FIELDS BRANCH	

C 10/1/2010

Total Project Cost Information:		Year of Expenditure (YOE) Project Cost Information:				
		Fund Cat	Federal	State	Local	Total
Preliminary Engineering	\$22,066					
ROW Purchase:	\$22,516					
Construction Engineering:	\$40,529	6	\$360,260	\$90,066	---	\$450,326
Construction Cost:	\$450,326	YOE Cost:	\$360,260	\$90,066	---	\$450,326
Contingencies:	\$45,033					
Indirect Costs:	\$22,877					
Total Project Cost	\$603,347					

LIBERTY	TXDOT BEAUMONT DISTRICT	CONSTRUCT RAILROAD GRADE SEPARATION STRUCTURE AND APPROACHES
1685-04-017	FM 1960	
14552	AT UP RR	

C 10/1/2010

Total Project Cost Information:		Year of Expenditure (YOE) Project Cost Information:				
		Fund Cat	Federal	State	Local	Total
Preliminary Engineering	\$448,483					
ROW Purchase:	\$2,288,178					
Construction Engineering:	\$457,636	6	\$7,322,167	\$1,830,543	---	\$9,152,710
Construction Cost:	\$9,152,710	YOE Cost:	\$7,322,167	\$1,830,543	---	\$9,152,710
Contingencies:	\$915,271					
Indirect Costs:	\$464,958					
Total Project Cost	\$13,727,234					

CHAMBERS	TXDOT BEAUMONT DISTRICT	REHABILITATE BRIDGE
0389-02-039	SH 146	
15002	AT CEDAR BAYOU	

C 10/1/2010

Total Project Cost Information:		Year of Expenditure (YOE) Project Cost Information:				
		Fund Cat	Federal	State	Local	Total
Preliminary Engineering	\$107,800					
ROW Purchase:	\$110,000					
Construction Engineering:	\$132,000	6	\$1,760,000	\$440,000	---	\$2,200,000
Construction Cost:	\$2,200,000	YOE Cost:	\$1,760,000	\$440,000	---	\$2,200,000
Contingencies:	\$220,000					
Indirect Costs:	\$111,760					
Total Project Cost	\$2,881,560					

**HOUSTON-GALVESTON MPO
2011-2014 TRANSPORTATION IMPROVEMENT PROGRAM
BRIDGE REPLACEMENT AND REHABILITATION FY2013 PROJECTS**

COUNTY SPONSOR
CSJ NUMBER STREET
MPO ID FROM LIMIT
SPONSOR ID TO LIMIT
PHASE LET DATE

TXDOT DISTRICT: BEAUMONT
Grouped by District, Statewide Program, Fiscal Year and Sorted by Street and CSJ Number
PROJECT DESCRIPTION

LIBERTY TXDOT BEAUMONT DISTRICT REPLACE BRIDGE & APPROACHES
0920-02-911 CR 605
14997 AT DRAINAGE DITCH

C 10/1/2012

Total Project Cost Information:		Year of Expenditure (YOE) Project Cost Information:				
		Fund Cat	Federal	State	Local	Total
Preliminary Engineering	\$13,475					
ROW Purchase:	\$13,750					
Construction Engineering:	\$24,750	6	\$220,000	\$55,000	---	\$275,000
Construction Cost:	\$275,000	YOE Cost:	\$220,000	\$55,000	---	\$275,000
Contingencies:	\$27,500					
Indirect Costs:	\$13,970					
Total Project Cost	\$368,445					

LIBERTY TXDOT BEAUMONT DISTRICT REPLACE BRIDGE & APPROACHES
0813-01-096 FM 787
15001 AT TARKINGTON BAYOU

C 10/1/2012

Total Project Cost Information:		Year of Expenditure (YOE) Project Cost Information:				
		Fund Cat	Federal	State	Local	Total
Preliminary Engineering	\$53,900					
ROW Purchase:	\$55,000					
Construction Engineering:	\$66,000	6	\$880,000	\$220,000	---	\$1,100,000
Construction Cost:	\$1,100,000	YOE Cost:	\$880,000	\$220,000	---	\$1,100,000
Contingencies:	\$110,000					
Indirect Costs:	\$55,880					
Total Project Cost	\$1,440,780					

CHAMBERS TXDOT BEAUMONT DISTRICT REPLACE BRIDGE & APPROACHES
0920-39-910 HUMPHREY RD
14995 AT E FORK DOUBLE BAYOU

C 10/1/2012

Total Project Cost Information:		Year of Expenditure (YOE) Project Cost Information:				
		Fund Cat	Federal	State	Local	Total
Preliminary Engineering	\$12,740					
ROW Purchase:	\$65,000					
Construction Engineering:	\$23,400	6	\$208,000	\$52,000	---	\$260,000
Construction Cost:	\$260,000	YOE Cost:	\$208,000	\$52,000	---	\$260,000
Contingencies:	\$26,000					
Indirect Costs:	\$13,208					
Total Project Cost	\$400,348					

LIBERTY TXDOT BEAUMONT DISTRICT REPLACE BRIDGE & APPROACHES
0920-02-078 SANDDUNE ROAD
14999 AT WOODARDS SPRING CREEK

C 10/1/2012

Total Project Cost Information:		Year of Expenditure (YOE) Project Cost Information:				
		Fund Cat	Federal	State	Local	Total
Preliminary Engineering	\$16,474					
ROW Purchase:	\$16,810					
Construction Engineering:	\$30,259	6	\$268,965	\$67,242	---	\$336,207
Construction Cost:	\$336,207	YOE Cost:	\$268,965	\$67,242	---	\$336,207
Contingencies:	\$33,621					
Indirect Costs:	\$17,079					
Total Project Cost	\$450,450					

**HOUSTON-GALVESTON MPO
2011-2014 TRANSPORTATION IMPROVEMENT PROGRAM
BRIDGE REPLACEMENT AND REHABILITATION FY2014 PROJECTS**

COUNTY	SPONSOR	TXDOT DISTRICT: BEAUMONT Grouped by District, Statewide Program, Fiscal Year and Sorted by Street and CSJ Number PROJECT DESCRIPTION
CSJ NUMBER	STREET	
MPO ID	FROM LIMIT	
SPONSOR ID	TO LIMIT	
PHASE	LET DATE	

LIBERTY	TXDOT BEAUMONT DISTRICT	REPLACE BRIDGE & APPROACHES
0920-02-901	CR 2142	
14998	AT MENARD CRK	

C 10/1/2013

Total Project Cost Information:		Year of Expenditure (YOE) Project Cost Information:				
		Fund Cat	Federal	State	Local	Total
Preliminary Engineering	\$24,500					
ROW Purchase:	\$25,000					
Construction Engineering:	\$45,000	6	\$400,000	\$100,000	---	\$500,000
Construction Cost:	\$500,000	YOE Cost:	\$400,000	\$100,000	---	\$500,000
Contingencies:	\$50,000					
Indirect Costs:	\$25,400					
Total Project Cost	\$669,900					

**HOUSTON-GALVESTON MPO
2011-2014 TRANSPORTATION IMPROVEMENT PROGRAM
PREVENTIVE MAINTENANCE AND REHABILITATION FY2011 PROJECTS**

TXDOT DISTRICT: BEAUMONT
Grouped by District, Statewide Program, Fiscal Year and Sorted by Street and CSJ Number

COUNTY	SPONSOR	PROJECT DESCRIPTION
CSJ NUMBER	STREET	
MPO ID	FROM LIMIT	
SPONSOR ID	TO LIMIT	
PHASE	LET DATE	

LIBERTY	TXDOT BEAUMONT DISTRICT	SEAL COAT
0952-01-052	FM 1008	
15027	2.1 MI S OF SH 321	
	SH 321 (S CONNECTION)	
C	12/1/2010	

Total Project Cost Information:		Year of Expenditure (YOE) Project Cost Information:				
Preliminary Engineering	\$22,660	Fund Cat	Federal	State	Local	Total
ROW Purchase:	\$115,612	1	\$369,958	\$92,489	---	\$462,448
Construction Engineering:	\$41,620	YOE Cost:	\$369,958	\$92,489	---	\$462,448
Construction Cost:	\$462,448					
Contingencies:	\$46,245					
Indirect Costs:	\$23,492					
Total Project Cost	\$712,077					

LIBERTY	TXDOT BEAUMONT DISTRICT	SEAL COAT
0953-01-012	FM 1008	
15028	SH 321 (N CONNECTION)	
	2.1 MI S OF SH 321	
C	12/1/2010	

Total Project Cost Information:		Year of Expenditure (YOE) Project Cost Information:				
Preliminary Engineering	\$6,769	Fund Cat	Federal	State	Local	Total
ROW Purchase:	\$34,534	1	\$110,507	\$27,626	---	\$138,134
Construction Engineering:	\$12,432	YOE Cost:	\$110,507	\$27,626	---	\$138,134
Construction Cost:	\$138,134					
Contingencies:	\$13,813					
Indirect Costs:	\$7,017					
Total Project Cost	\$212,699					

CHAMBERS	TXDOT BEAUMONT DISTRICT	SEAL COAT
1324-02-916	FM 1406	
15024	IH 10	
	SH 124	
C	12/1/2010	

Total Project Cost Information:		Year of Expenditure (YOE) Project Cost Information:				
Preliminary Engineering	\$4,043	Fund Cat	Federal	State	Local	Total
ROW Purchase:	\$20,628	1	\$66,008	\$16,502	---	\$82,511
Construction Engineering:	\$7,426	YOE Cost:	\$66,008	\$16,502	---	\$82,511
Construction Cost:	\$82,511					
Contingencies:	\$8,251					
Indirect Costs:	\$4,192					
Total Project Cost	\$127,050					

LIBERTY	TXDOT BEAUMONT DISTRICT	SEAL COAT
1421-01-921	FM 1413	
15029	US 90	
	1 MI West OF SH 146	
C	12/1/2010	

Total Project Cost Information:		Year of Expenditure (YOE) Project Cost Information:				
Preliminary Engineering	\$5,565	Fund Cat	Federal	State	Local	Total
ROW Purchase:	\$28,395	1	\$90,863	\$22,715	---	\$113,579
Construction Engineering:	\$10,222	YOE Cost:	\$90,863	\$22,715	---	\$113,579
Construction Cost:	\$113,579					
Contingencies:	\$11,358					
Indirect Costs:	\$5,770					
Total Project Cost	\$174,889					

**HOUSTON-GALVESTON MPO
2011-2014 TRANSPORTATION IMPROVEMENT PROGRAM
PREVENTIVE MAINTENANCE AND REHABILITATION FY2011 PROJECTS**

COUNTY SPONSOR
CSJ NUMBER STREET
MPO ID FROM LIMIT
SPONSOR ID TO LIMIT
PHASE LET DATE

TXDOT DISTRICT: BEAUMONT
Grouped by District, Statewide Program, Fiscal Year and Sorted by Street and CSJ Number
PROJECT DESCRIPTION

LIBERTY	TXDOT BEAUMONT DISTRICT	RESTORE EXISTING ROADWAY & ADD SHOULDERS
2591-02-010	FM 2610	
14983	POLK C/L, SOUTH	
	FM 787	
C	10/1/2010	

Total Project Cost Information:		Year of Expenditure (YOE) Project Cost Information:				
		Fund Cat	Federal	State	Local	Total
Preliminary Engineering	\$52,984					
ROW Purchase:	\$270,324					
Construction Engineering:	\$64,878	1	\$865,037	\$216,259	---	\$1,081,296
Construction Cost:	\$1,081,296	YOE Cost:	\$865,037	\$216,259	---	\$1,081,296
Contingencies:	\$108,130					
Indirect Costs:	\$54,930					
Total Project Cost	\$1,632,541					

LIBERTY	TXDOT BEAUMONT DISTRICT	SEAL COAT
0388-04-923	FM 2684	
15026	US 90	
	END OF MAINTENANCE	
C	12/1/2010	

Total Project Cost Information:		Year of Expenditure (YOE) Project Cost Information:				
		Fund Cat	Federal	State	Local	Total
Preliminary Engineering	\$3,036					
ROW Purchase:	\$15,488					
Construction Engineering:	\$5,576	1	\$49,561	\$12,390	---	\$61,952
Construction Cost:	\$61,952	YOE Cost:	\$49,561	\$12,390	---	\$61,952
Contingencies:	\$6,195					
Indirect Costs:	\$3,147					
Total Project Cost	\$95,394					

LIBERTY	TXDOT BEAUMONT DISTRICT	SEAL COAT
3467-01-917	FM 3361	
15030	BEGIN OF MAINTENANCE, EAST	
	FM 2684	
C	12/1/2010	

Total Project Cost Information:		Year of Expenditure (YOE) Project Cost Information:				
		Fund Cat	Federal	State	Local	Total
Preliminary Engineering	\$1,518					
ROW Purchase:	\$7,744					
Construction Engineering:	\$2,788	1	\$24,780	\$6,195	---	\$30,976
Construction Cost:	\$30,976	YOE Cost:	\$24,780	\$6,195	---	\$30,976
Contingencies:	\$3,098					
Indirect Costs:	\$1,574					
Total Project Cost	\$47,697					

CHAMBERS	TXDOT BEAUMONT DISTRICT	SEAL COAT
1023-01-922	FM 563	
15023	IH 10	
	SH 61	
C	12/1/2010	

Total Project Cost Information:		Year of Expenditure (YOE) Project Cost Information:				
		Fund Cat	Federal	State	Local	Total
Preliminary Engineering	\$9,358					
ROW Purchase:	\$47,746					
Construction Engineering:	\$17,189	1	\$152,787	\$38,196	---	\$190,984
Construction Cost:	\$190,984	YOE Cost:	\$152,787	\$38,196	---	\$190,984
Contingencies:	\$19,098					
Indirect Costs:	\$9,702					
Total Project Cost	\$294,077					

**HOUSTON-GALVESTON MPO
2011-2014 TRANSPORTATION IMPROVEMENT PROGRAM
PREVENTIVE MAINTENANCE AND REHABILITATION FY2011 PROJECTS**

TXDOT DISTRICT: BEAUMONT
Grouped by District, Statewide Program, Fiscal Year and Sorted by Street and CSJ Number

COUNTY	SPONSOR	PROJECT DESCRIPTION
CSJ NUMBER	STREET	
MPO ID	FROM LIMIT	
SPONSOR ID	TO LIMIT	
PHASE	LET DATE	

CHAMBERS	TXDOT BEAUMONT DISTRICT	REHABILITATE EXISTING FRONTAGE ROADS
0508-02-110	IH 10 E	
14982	TRINITY RIVER, EAST	
	SH 61	
C	10/1/2010	

Total Project Cost Information:		Year of Expenditure (YOE) Project Cost Information:				
		Fund Cat	Federal	State	Local	Total
Preliminary Engineering	\$191,100	1	\$3,120,000	\$780,000	---	\$3,900,000
ROW Purchase:	\$975,000					
Construction Engineering:	\$234,000					
Construction Cost:	\$3,900,000	YOE Cost:	\$3,120,000	\$780,000	---	\$3,900,000
Contingencies:	\$390,000					
Indirect Costs:	\$198,120					
Total Project Cost	\$5,888,220					

CHAMBERS	TXDOT BEAUMONT DISTRICT	SEAL COAT
0367-01-916	SH 124	
14981	FM 1941	
	GALVESTON C/L	
C	10/1/2010	

Total Project Cost Information:		Year of Expenditure (YOE) Project Cost Information:				
		Fund Cat	Federal	State	Local	Total
Preliminary Engineering	\$22,183	1	\$362,169	\$90,542	---	\$452,711
ROW Purchase:	\$113,178					
Construction Engineering:	\$40,744					
Construction Cost:	\$452,711	YOE Cost:	\$362,169	\$90,542	---	\$452,711
Contingencies:	\$45,271					
Indirect Costs:	\$22,998					
Total Project Cost	\$697,084					

LIBERTY	TXDOT BEAUMONT DISTRICT	SEAL COAT
0028-05-916	US 90	
15025	1.1 MI W OF FM 1009	
	4 MI EAST	
C	12/1/2010	

Total Project Cost Information:		Year of Expenditure (YOE) Project Cost Information:				
		Fund Cat	Federal	State	Local	Total
Preliminary Engineering	\$9,107	1	\$148,684	\$37,171	---	\$185,856
ROW Purchase:	\$46,464					
Construction Engineering:	\$16,727					
Construction Cost:	\$185,856	YOE Cost:	\$148,684	\$37,171	---	\$185,856
Contingencies:	\$18,586					
Indirect Costs:	\$9,441					
Total Project Cost	\$286,181					

**HOUSTON-GALVESTON MPO
2011-2014 TRANSPORTATION IMPROVEMENT PROGRAM
PREVENTIVE MAINTENANCE AND REHABILITATION FY2012 PROJECTS**

TXDOT DISTRICT: BEAUMONT
Grouped by District, Statewide Program, Fiscal Year and Sorted by Street and CSJ Number

COUNTY	SPONSOR	PROJECT DESCRIPTION
CSJ NUMBER	STREET	
MPO ID	FROM LIMIT	
SPONSOR ID	TO LIMIT	
PHASE	LET DATE	

CHAMBERS	TXDOT BEAUMONT DISTRICT	SEAL COAT
1024-02-917	FM 1405	
15036	SH 99	
	FM 2354	
C	12/1/2011	

Total Project Cost Information:		Year of Expenditure (YOE) Project Cost Information:				
Preliminary Engineering	\$7,891	Fund Cat	Federal	State	Local	Total
ROW Purchase:	\$40,259	1	\$128,828	\$32,207	---	\$161,036
Construction Engineering:	\$14,493	YOE Cost:	\$128,828	\$32,207	---	\$161,036
Construction Cost:	\$161,036					
Contingencies:	\$16,104					
Indirect Costs:	\$8,181					
Total Project Cost	\$247,963					

CHAMBERS	TXDOT BEAUMONT DISTRICT	SEAL COAT
0368-06-922	FM 1406	
15033	SH 124	
	JEFFERSON CO LINE	
C	12/1/2011	

Total Project Cost Information:		Year of Expenditure (YOE) Project Cost Information:				
Preliminary Engineering	\$2,959	Fund Cat	Federal	State	Local	Total
ROW Purchase:	\$15,095	1	\$48,304	\$12,076	---	\$60,381
Construction Engineering:	\$5,434	YOE Cost:	\$48,304	\$12,076	---	\$60,381
Construction Cost:	\$60,381					
Contingencies:	\$6,038					
Indirect Costs:	\$3,067					
Total Project Cost	\$92,975					

CHAMBERS	TXDOT BEAUMONT DISTRICT	SEAL COAT
0368-05-921	FM 1663	
15032	N HAMPSHIRE RD	
	IH 10	
C	12/1/2011	

Total Project Cost Information:		Year of Expenditure (YOE) Project Cost Information:				
Preliminary Engineering	\$2,245	Fund Cat	Federal	State	Local	Total
ROW Purchase:	\$11,455	1	\$36,655	\$9,163	---	\$45,819
Construction Engineering:	\$4,124	YOE Cost:	\$36,655	\$9,163	---	\$45,819
Construction Cost:	\$45,819					
Contingencies:	\$4,582					
Indirect Costs:	\$2,328					
Total Project Cost	\$70,552					

CHAMBERS	TXDOT BEAUMONT DISTRICT	SEAL COAT
2242-02-923	FM 2354	
15037	3.6 MI NORTH OF FM 1405	
	FM 1405	
C	12/1/2011	

Total Project Cost Information:		Year of Expenditure (YOE) Project Cost Information:				
Preliminary Engineering	\$6,961	Fund Cat	Federal	State	Local	Total
ROW Purchase:	\$35,517	1	\$113,653	\$28,413	---	\$142,067
Construction Engineering:	\$12,786	YOE Cost:	\$113,653	\$28,413	---	\$142,067
Construction Cost:	\$142,067					
Contingencies:	\$14,207					
Indirect Costs:	\$7,217					
Total Project Cost	\$218,755					

**HOUSTON-GALVESTON MPO
2011-2014 TRANSPORTATION IMPROVEMENT PROGRAM
PREVENTIVE MAINTENANCE AND REHABILITATION FY2012 PROJECTS**

TXDOT DISTRICT: BEAUMONT
Grouped by District, Statewide Program, Fiscal Year and Sorted by Street and CSJ Number

COUNTY	SPONSOR	PROJECT DESCRIPTION
CSJ NUMBER	STREET	
MPO ID	FROM LIMIT	
SPONSOR ID	TO LIMIT	
PHASE	LET DATE	

CHAMBERS	TXDOT BEAUMONT DISTRICT	SEAL COAT
1024-01-917	FM 565	
15035	LP 207	
	IH 10	
C	12/1/2011	

Total Project Cost Information:		Year of Expenditure (YOE) Project Cost Information:				
		Fund Cat	Federal	State	Local	Total
Preliminary Engineering	\$13,895					
ROW Purchase:	\$70,894					
Construction Engineering:	\$25,522	1	\$226,860	\$56,715	---	\$283,576
Construction Cost:	\$283,576	YOE Cost:	\$226,860	\$56,715	---	\$283,576
Contingencies:	\$28,358					
Indirect Costs:	\$14,406					
Total Project Cost	\$436,650					

LIBERTY	TXDOT BEAUMONT DISTRICT	RESTORE ROADWAY
0762-01-029	FM 686	
14985	FM 1960	
	2.4 MI E	
C	10/1/2011	

Total Project Cost Information:		Year of Expenditure (YOE) Project Cost Information:				
		Fund Cat	Federal	State	Local	Total
Preliminary Engineering	\$40,080					
ROW Purchase:	\$204,491					
Construction Engineering:	\$73,617	1	\$654,370	\$163,592	---	\$817,962
Construction Cost:	\$817,962	YOE Cost:	\$654,370	\$163,592	---	\$817,962
Contingencies:	\$81,796					
Indirect Costs:	\$41,552					
Total Project Cost	\$1,259,498					

LIBERTY	TXDOT BEAUMONT DISTRICT	RESTORE EXISTING ROADWAY
1067-01-024	FM 686	
14986	2.4 MI E OF FM 1960	
	2.8 MI E	
C	10/1/2011	

Total Project Cost Information:		Year of Expenditure (YOE) Project Cost Information:				
		Fund Cat	Federal	State	Local	Total
Preliminary Engineering	\$48,120					
ROW Purchase:	\$245,509					
Construction Engineering:	\$88,383	1	\$785,630	\$196,407	---	\$982,037
Construction Cost:	\$982,037	YOE Cost:	\$785,630	\$196,407	---	\$982,037
Contingencies:	\$98,204					
Indirect Costs:	\$49,887					
Total Project Cost	\$1,512,141					

LIBERTY	TXDOT BEAUMONT DISTRICT	SEAL COAT
1096-03-923	FM 770	
15041	US 90	
	FM 563	
C	12/1/2011	

Total Project Cost Information:		Year of Expenditure (YOE) Project Cost Information:				
		Fund Cat	Federal	State	Local	Total
Preliminary Engineering	\$6,071					
ROW Purchase:	\$30,976					
Construction Engineering:	\$11,151	1	\$99,123	\$24,780	---	\$123,904
Construction Cost:	\$123,904	YOE Cost:	\$99,123	\$24,780	---	\$123,904
Contingencies:	\$12,390					
Indirect Costs:	\$6,294					
Total Project Cost	\$190,787					

**HOUSTON-GALVESTON MPO
2011-2014 TRANSPORTATION IMPROVEMENT PROGRAM
PREVENTIVE MAINTENANCE AND REHABILITATION FY2012 PROJECTS**

COUNTY	SPONSOR	TXDOT DISTRICT: BEAUMONT
CSJ NUMBER	STREET	Grouped by District, Statewide Program, Fiscal Year and Sorted by Street and CSJ Number
MPO ID	FROM LIMIT	
SPONSOR ID	TO LIMIT	PROJECT DESCRIPTION
PHASE	LET DATE	

LIBERTY	TXDOT BEAUMONT DISTRICT	RESTORE EXISTING ROADWAY
1146-02-020	FM 834	
14987	FM 1011	
	SH 146	
C	10/1/2011	

Total Project Cost Information:		Year of Expenditure (YOE) Project Cost Information:				
		Fund Cat	Federal	State	Local	Total
Preliminary Engineering	\$49,000	1	\$800,000	\$200,000	---	\$1,000,000
ROW Purchase:	\$250,000					
Construction Engineering:	\$60,000					
Construction Cost:	\$1,000,000	YOE Cost:	\$800,000	\$200,000	---	\$1,000,000
Contingencies:	\$100,000					
Indirect Costs:	\$50,800					
Total Project Cost	\$1,509,800					

LIBERTY	TXDOT BEAUMONT DISTRICT	RESTORE EXISTING ROADWAY
1146-03-014	FM 834	
14988	BEGINNING ON-SYSTEM MAINTENANCE	
	FM 1011	
C	10/1/2011	

Total Project Cost Information:		Year of Expenditure (YOE) Project Cost Information:				
		Fund Cat	Federal	State	Local	Total
Preliminary Engineering	\$4,900	1	---	\$100,000	---	\$100,000
ROW Purchase:	\$25,000					
Construction Engineering:	\$9,000					
Construction Cost:	\$100,000	YOE Cost:	---	\$100,000	---	\$100,000
Contingencies:	\$10,000					
Indirect Costs:	\$5,080					
Total Project Cost	\$153,980					

CHAMBERS	TXDOT BEAUMONT DISTRICT	SEAL COAT
0389-10-921	LP 207	
15034	SH 146 (N JUNCTION)	
	SH 146 (S JUNCTION)	
C	12/1/2011	

Total Project Cost Information:		Year of Expenditure (YOE) Project Cost Information:				
		Fund Cat	Federal	State	Local	Total
Preliminary Engineering	\$2,133	1	\$34,823	\$8,705	---	\$43,529
ROW Purchase:	\$10,882					
Construction Engineering:	\$3,918					
Construction Cost:	\$43,529	YOE Cost:	\$34,823	\$8,705	---	\$43,529
Contingencies:	\$4,353					
Indirect Costs:	\$2,211					
Total Project Cost	\$67,026					

CHAMBERS	TXDOT BEAUMONT DISTRICT	REHABILITATE EXISTING ROADWAY
0368-01-085	SH 124	
14984	SH 73	
	STOWELL	
C	10/1/2011	

Total Project Cost Information:		Year of Expenditure (YOE) Project Cost Information:				
		Fund Cat	Federal	State	Local	Total
Preliminary Engineering	\$107,800	1	\$1,760,000	\$440,000	---	\$2,200,000
ROW Purchase:	\$550,000					
Construction Engineering:	\$132,000					
Construction Cost:	\$2,200,000	YOE Cost:	\$1,760,000	\$440,000	---	\$2,200,000
Contingencies:	\$220,000					
Indirect Costs:	\$111,760					
Total Project Cost	\$3,321,560					

**HOUSTON-GALVESTON MPO
2011-2014 TRANSPORTATION IMPROVEMENT PROGRAM
PREVENTIVE MAINTENANCE AND REHABILITATION FY2012 PROJECTS**

TXDOT DISTRICT: BEAUMONT
Grouped by District, Statewide Program, Fiscal Year and Sorted by Street and CSJ Number

COUNTY	SPONSOR	PROJECT DESCRIPTION
CSJ NUMBER	STREET	
MPO ID	FROM LIMIT	
SPONSOR ID	TO LIMIT	
PHASE	LET DATE	

LIBERTY	TXDOT BEAUMONT DISTRICT	SEAL COAT
0593-01-917	SH 321	
15040	FM 1008	
	FM 686	
C	12/1/2011	

Total Project Cost Information:		Year of Expenditure (YOE) Project Cost Information:				
Preliminary Engineering	\$18,214	Fund Cat	Federal	State	Local	Total
ROW Purchase:	\$92,928	1	\$297,369	\$74,342	---	\$371,712
Construction Engineering:	\$33,454	YOE Cost:	\$297,369	\$74,342	---	\$371,712
Construction Cost:	\$371,712					
Contingencies:	\$37,171					
Indirect Costs:	\$18,883					
Total Project Cost	\$572,362					

LIBERTY	TXDOT BEAUMONT DISTRICT	SEAL COAT
0242-01-922	SH 61	
15038	US 90	
	FM 1410	
C	12/1/2011	

Total Project Cost Information:		Year of Expenditure (YOE) Project Cost Information:				
Preliminary Engineering	\$10,075	Fund Cat	Federal	State	Local	Total
ROW Purchase:	\$51,401	1	\$164,482	\$41,120	---	\$205,603
Construction Engineering:	\$18,504	YOE Cost:	\$164,482	\$41,120	---	\$205,603
Construction Cost:	\$205,603					
Contingencies:	\$20,560					
Indirect Costs:	\$10,445					
Total Project Cost	\$316,587					

LIBERTY	TXDOT BEAUMONT DISTRICT	SEAL COAT
0242-02-922	SH 61	
15039	FM 1410	
	CHAMBERS CO LINE	
C	12/1/2011	

Total Project Cost Information:		Year of Expenditure (YOE) Project Cost Information:				
Preliminary Engineering	\$7,001	Fund Cat	Federal	State	Local	Total
ROW Purchase:	\$35,719	1	\$114,301	\$28,575	---	\$142,877
Construction Engineering:	\$12,859	YOE Cost:	\$114,301	\$28,575	---	\$142,877
Construction Cost:	\$142,877					
Contingencies:	\$14,288					
Indirect Costs:	\$7,258					
Total Project Cost	\$220,002					

CHAMBERS	TXDOT BEAUMONT DISTRICT	SEAL COAT
0242-03-922	SH 61	
15031	FM 2041, SOUTH	
	SH 65	
C	12/1/2011	

Total Project Cost Information:		Year of Expenditure (YOE) Project Cost Information:				
Preliminary Engineering	\$2,884	Fund Cat	Federal	State	Local	Total
ROW Purchase:	\$14,714	1	\$47,083	\$11,770	---	\$58,854
Construction Engineering:	\$5,297	YOE Cost:	\$47,083	\$11,770	---	\$58,854
Construction Cost:	\$58,854					
Contingencies:	\$5,885					
Indirect Costs:	\$2,990					
Total Project Cost	\$90,623					

**HOUSTON-GALVESTON MPO
2011-2014 TRANSPORTATION IMPROVEMENT PROGRAM
PREVENTIVE MAINTENANCE AND REHABILITATION FY2013 PROJECTS**

COUNTY	SPONSOR	TXDOT DISTRICT: BEAUMONT
CSJ NUMBER	STREET	Grouped by District, Statewide Program, Fiscal Year and Sorted by Street and CSJ Number
MPO ID	FROM LIMIT	PROJECT DESCRIPTION
SPONSOR ID	TO LIMIT	
PHASE	LET DATE	

CHAMBERS	TXDOT BEAUMONT DISTRICT	RECONSTRUCT AND REALIGN EXISTING ROADWAY
1024-01-042	FM 565	
9888	0.305 MI W OF FM 2354	
	0.018 MI E OF FM 1405	
C	10/1/2012	

Total Project Cost Information:		Year of Expenditure (YOE) Project Cost Information:				
		Fund Cat	Federal	State	Local	Total
Preliminary Engineering	\$272,778					
ROW Purchase:	\$1,391,725	1	\$4,453,519	\$1,113,379	---	\$5,566,898
Construction Engineering:	\$278,345					
Construction Cost:	\$5,566,898	YOE Cost:	\$4,453,519	\$1,113,379	---	\$5,566,898
Contingencies:	\$556,690					
Indirect Costs:	\$282,798					
Total Project Cost	\$8,349,234					

CHAMBERS	TXDOT BEAUMONT DISTRICT	MILL & OVERLAY EXISTING ROADWAY
0739-01-045	IH 10 E	
14994	FM 1663, EAST	
	JEFFERSON C/L	
C	10/1/2012	

Total Project Cost Information:		Year of Expenditure (YOE) Project Cost Information:				
		Fund Cat	Federal	State	Local	Total
Preliminary Engineering	\$73,500					
ROW Purchase:	\$75,000	1	\$1,200,000	\$300,000	---	\$1,500,000
Construction Engineering:	\$90,000					
Construction Cost:	\$1,500,000	YOE Cost:	\$1,200,000	\$300,000	---	\$1,500,000
Contingencies:	\$150,000					
Indirect Costs:	\$76,200					
Total Project Cost	\$1,964,700					

CHAMBERS	TXDOT BEAUMONT DISTRICT	SPOT LEVEL UP & OVERLAY
0389-10-011	LP 207	
14558	SH 146 (N JUNCTION)	
	FM 565	
C	10/1/2012	

Total Project Cost Information:		Year of Expenditure (YOE) Project Cost Information:				
		Fund Cat	Federal	State	Local	Total
Preliminary Engineering	\$29,400					
ROW Purchase:	\$150,000	1	\$480,000	\$120,000	---	\$600,000
Construction Engineering:	\$54,000					
Construction Cost:	\$600,000	YOE Cost:	\$480,000	\$120,000	---	\$600,000
Contingencies:	\$60,000					
Indirect Costs:	\$30,480					
Total Project Cost	\$923,880					

**HOUSTON-GALVESTON MPO
2011-2014 TRANSPORTATION IMPROVEMENT PROGRAM
PREVENTIVE MAINTENANCE AND REHABILITATION FY2014 PROJECTS**

TXDOT DISTRICT: BEAUMONT
Grouped by District, Statewide Program, Fiscal Year and Sorted by Street and CSJ Number

COUNTY	SPONSOR	PROJECT DESCRIPTION
CSJ NUMBER	STREET	
MPO ID	FROM LIMIT	
SPONSOR ID	TO LIMIT	
PHASE	LET DATE	

CHAMBERS	TXDOT BEAUMONT DISTRICT	RESTORE ROADWAY
1324-02-018	FM 1406	
14990	JEFFERSON C/L, S	
	IH 10	
C	10/1/2013	

Total Project Cost Information:		Year of Expenditure (YOE) Project Cost Information:				
		Fund Cat	Federal	State	Local	Total
Preliminary Engineering	\$88,200	1	\$1,440,000	\$360,000	---	\$1,800,000
ROW Purchase:	\$450,000					
Construction Engineering:	\$108,000					
Construction Cost:	\$1,800,000	YOE Cost:	\$1,440,000	\$360,000	---	\$1,800,000
Contingencies:	\$180,000					
Indirect Costs:	\$91,440					
Total Project Cost	\$2,717,640					

CHAMBERS	TXDOT BEAUMONT DISTRICT	PAVEMENT REPAIR
0368-05-928	FM 1663	
14989	IH 10, S	
	SH 73	
C	10/1/2013	

Total Project Cost Information:		Year of Expenditure (YOE) Project Cost Information:				
		Fund Cat	Federal	State	Local	Total
Preliminary Engineering	\$88,200	1	\$1,440,000	\$360,000	---	\$1,800,000
ROW Purchase:	\$450,000					
Construction Engineering:	\$108,000					
Construction Cost:	\$1,800,000	YOE Cost:	\$1,440,000	\$360,000	---	\$1,800,000
Contingencies:	\$180,000					
Indirect Costs:	\$91,440					
Total Project Cost	\$2,717,640					

LIBERTY	TXDOT BEAUMONT DISTRICT	REHABILITATE ROADWAY
0177-04-008	LP 573	
14993	US 59 (N JUNCTION)	
	US 59 (S JUNCTION)	
C	10/1/2013	

Total Project Cost Information:		Year of Expenditure (YOE) Project Cost Information:				
		Fund Cat	Federal	State	Local	Total
Preliminary Engineering	\$147,000	1	\$2,400,000	\$600,000	---	\$3,000,000
ROW Purchase:	\$750,000					
Construction Engineering:	\$180,000					
Construction Cost:	\$3,000,000	YOE Cost:	\$2,400,000	\$600,000	---	\$3,000,000
Contingencies:	\$300,000					
Indirect Costs:	\$152,400					
Total Project Cost	\$4,529,400					

LIBERTY	TXDOT BEAUMONT DISTRICT	RESTORE ROADWAY
0242-01-928	SH 61	
14991	US 90, S	
	0.6 MI N OF FM 1410	
C	10/1/2013	

Total Project Cost Information:		Year of Expenditure (YOE) Project Cost Information:				
		Fund Cat	Federal	State	Local	Total
Preliminary Engineering	\$75,950	1	\$1,240,000	\$310,000	---	\$1,550,000
ROW Purchase:	\$387,500					
Construction Engineering:	\$93,000					
Construction Cost:	\$1,550,000	YOE Cost:	\$1,240,000	\$310,000	---	\$1,550,000
Contingencies:	\$155,000					
Indirect Costs:	\$78,740					
Total Project Cost	\$2,340,190					

**HOUSTON-GALVESTON MPO
2011-2014 TRANSPORTATION IMPROVEMENT PROGRAM
PREVENTIVE MAINTENANCE AND REHABILITATION FY2014 PROJECTS**

COUNTY	SPONSOR	TXDOT DISTRICT: BEAUMONT Grouped by District, Statewide Program, Fiscal Year and Sorted by Street and CSJ Number PROJECT DESCRIPTION
CSJ NUMBER	STREET	
MPO ID	FROM LIMIT	
SPONSOR ID	TO LIMIT	
PHASE	LET DATE	

LIBERTY	TXDOT BEAUMONT DISTRICT	RESTORE ROADWAY
0242-02-928	SH 61	
14992	0.6 MI N OF FM 1410, S CHAMBERS C/L	
C	10/1/2013	

Total Project Cost Information:		Year of Expenditure (YOE) Project Cost Information:				
		Fund Cat	Federal	State	Local	Total
Preliminary Engineering	\$75,950					
ROW Purchase:	\$387,500					
Construction Engineering:	\$93,000	1	\$1,240,000	\$310,000	---	\$1,550,000
Construction Cost:	\$1,550,000	YOE Cost:	\$1,240,000	\$310,000	---	\$1,550,000
Contingencies:	\$155,000					
Indirect Costs:	\$78,740					
Total Project Cost	\$2,340,190					

**HOUSTON-GALVESTON MPO
2011-2014 TRANSPORTATION IMPROVEMENT PROGRAM
SAFETY FY2011 PROJECTS**

TXDOT DISTRICT: BEAUMONT

Grouped by District, Statewide Program, Fiscal Year and Sorted by Street and CSJ Number

COUNTY SPONSOR
CSJ NUMBER STREET
MPO ID FROM LIMIT
SPONSOR ID TO LIMIT
PHASE LET DATE

PROJECT DESCRIPTION

LIBERTY TXDOT BEAUMONT DISTRICT SAFETY TREAT FIXED OBJECTS
1582-02-020 FM 1725
14851 SAN JACINTO CO/L, SOUTH
0.2 MI N OF SH 105
C 8/1/2011

Total Project Cost Information:

Year of Expenditure (YOE) Project Cost Information:

Total Project Cost Information:		Year of Expenditure (YOE) Project Cost Information:				
		Fund Cat	Federal	State	Local	Total
Preliminary Engineering	\$14,156					
ROW Purchase:	\$0					
Construction Engineering:	\$26,001	8	\$260,010	\$28,890	---	\$288,900
Construction Cost:	\$288,900	YOE Cost:	\$260,010	\$28,890	---	\$288,900
Contingencies:	\$28,890					
Indirect Costs:	\$14,676					
Total Project Cost	\$372,623					

LIBERTY TXDOT BEAUMONT DISTRICT SAFETY TREAT FIXED OBJECTS
0388-03-074 SH 146
14852 FM 1011
LP 277
C 8/1/2011

Total Project Cost Information:

Year of Expenditure (YOE) Project Cost Information:

Total Project Cost Information:		Year of Expenditure (YOE) Project Cost Information:				
		Fund Cat	Federal	State	Local	Total
Preliminary Engineering	\$13,103					
ROW Purchase:	\$0					
Construction Engineering:	\$24,066	8	\$240,660	\$26,740	---	\$267,400
Construction Cost:	\$267,400	YOE Cost:	\$240,660	\$26,740	---	\$267,400
Contingencies:	\$26,740					
Indirect Costs:	\$13,584					
Total Project Cost	\$344,893					

**HOUSTON-GALVESTON MPO
2011-2014 TRANSPORTATION IMPROVEMENT PROGRAM
SAFETY FY2013 PROJECTS**

TXDOT DISTRICT: BEAUMONT

Grouped by District, Statewide Program, Fiscal Year and Sorted by Street and CSJ Number

COUNTY SPONSOR
CSJ NUMBER STREET
MPO ID FROM LIMIT
SPONSOR ID TO LIMIT
PHASE LET DATE

PROJECT DESCRIPTION

LIBERTY TXDOT BEAUMONT DISTRICT PROVIDE ADDITIONAL PAVED SURFACE WIDTH
2381-01-009 FM 2518
14891 FM 787, SOUTH
FM 163
C 1/1/2013

Total Project Cost Information:

Year of Expenditure (YOE) Project Cost Information:

Preliminary Engineering	\$92,608	Fund Cat	Federal	State	Local	Total
ROW Purchase:	\$472,489	8	\$1,700,961	\$188,996	---	\$1,889,957
Construction Engineering:	\$113,397	YOE Cost:	\$1,700,961	\$188,996	---	\$1,889,957
Construction Cost:	\$1,889,957					
Contingencies:	\$188,996					
Indirect Costs:	\$96,010					
Total Project Cost	\$2,853,457					

LIBERTY TXDOT BEAUMONT DISTRICT PROVIDE ADDITIONAL PAVED SURFACE WIDTH
1023-02-047 FM 563
14890 3.6 MI S OF US 90,
SOUTH 5.7 MI
C 1/1/2013

Total Project Cost Information:

Year of Expenditure (YOE) Project Cost Information:

Preliminary Engineering	\$88,812	Fund Cat	Federal	State	Local	Total
ROW Purchase:	\$453,120	8	\$1,631,232	\$181,248	---	\$1,812,480
Construction Engineering:	\$108,749	YOE Cost:	\$1,631,232	\$181,248	---	\$1,812,480
Construction Cost:	\$1,812,480					
Contingencies:	\$181,248					
Indirect Costs:	\$92,074					
Total Project Cost	\$2,736,482					

**HOUSTON-GALVESTON MPO
2011-2014 TRANSPORTATION IMPROVEMENT PROGRAM
SAFETY FY2014 PROJECTS**

TXDOT DISTRICT: BEAUMONT

Grouped by District, Statewide Program, Fiscal Year and Sorted by Street and CSJ Number

COUNTY	SPONSOR	PROJECT DESCRIPTION
CSJ NUMBER	STREET	
MPO ID	FROM LIMIT	
SPONSOR ID	TO LIMIT	
PHASE	LET DATE	

LIBERTY	TXDOT BEAUMONT DISTRICT	PROVIDE ADDITIONAL PAVED SURFACE WIDTH
0952-01-051	FM 1008	
14894	5.0 MI S OF SH 321	
	0.677 MI S OF CR 633	
C	1/1/2014	

Total Project Cost Information:

Year of Expenditure (YOE) Project Cost Information:

		Fund Cat	Federal	State	Local	Total
Preliminary Engineering	\$115,699					
ROW Purchase:	\$590,301					
Construction Engineering:	\$141,672	8	\$2,125,084	\$236,121	---	\$2,361,205
Construction Cost:	\$2,361,205	YOE Cost:	\$2,125,084	\$236,121	---	\$2,361,205
Contingencies:	\$236,121					
Indirect Costs:	\$119,949					
Total Project Cost	\$3,564,947					

This page left blank intentionally.

This page left blank intentionally.



The Houston-Galveston Area Council (H-GAC) is a voluntary association of local governments and local elected officials in the 13-county Gulf Coast Planning Region. The Gulf Coast Planning Region consists of Austin, Brazoria, Chambers, Colorado, Fort Bend, Galveston, Harris, Liberty, Matagorda, Montgomery, Walker, Waller, and Wharton counties. Organized in 1966, H-GAC provides a forum for the discussion of area-wide concerns, promoting regional cooperation through comprehensive planning and services to local governments.