

- 
- 
- 
- 
- 
- 
- 
- 
- 
- 
- 



# Recreation Usage, Attitude and Awareness Telephone Study

Conducted by:

**Creative Consumer Research**

3945 Greenbriar

Stafford, TX 77477

[www.ccrsurveys.com](http://www.ccrsurveys.com)

281-240-9646



- 
- 
- 
- 
- 
- 



•  
•  
•

# Report Contents

<i>Content</i>	<i>Page</i>
Background	3
Objectives	4
Methodology	5
Executive Summary	9
Respondent Profile	10
Usage	12
Household Type	27
Demographic Differences	39



- 
- 
- 

## Background

- The Clean Rivers Program within the Houston-Galveston Area Council (H-GAC) is currently interested in surveying residents around the five area bayous, plus members of the Bayou Preservation Association to determine the frequency of usage of our local bayous. Other cities have performed similar studies using a variety of surveying methodologies.
  - The Clean Rivers Program contacted Creative Consumer Research (CCR), a Texas based market research company to conduct mail surveys and to provide an appropriate proposal for obtaining the frequency of usage information.



- 
- 
- 

# Objectives

- The primary objectives are to:
  - Determine the water-related activities Houston-Galveston residents engage in with reference to local bayous
  - Determine usage patterns of local streams/bayous for recreational activities



- 
- 
- 

# Methodology

- CCR conducted 700 telephone interviews
  - 134 with Bayou Preservation Association members
  - 112 with Braes Bayou residents
  - 114 with Sims Bayou residents
  - 112 with Buffalo Bayou residents
  - 110 with White Oak residents
  - 118 with Cypress Creek residents
- All respondents were required to
  - Be male/female head of household
  - Live in the Houston area
- The survey length was approximately 7-10 minutes

- 
- 
- 

## Methodology

- Quotas were implemented for gender, age, ethnicity, and area to ensure proper representation of the residents living in specified zip codes corresponding to watersheds
  - The Bayou Preservation Association did not have these quota group assignments

•  
•  
•

# Methodology

- Significance testing performed at the 95% confidence level where appropriate
  - The following significant differences where necessary are marked throughout the report:
    - \*=Significantly different than all others at the 95% Confidence Level
    - F=Significantly different than Female at the 95% Confidence Level
    - C=Significantly different than Caucasian at the 95% Confidence Level
    - B=Significantly different than Buffalo Bayou at the 95% Confidence Level
    - R=Significantly different than Cypress Creek at the 95% Confidence Level
    - P=Significantly different than Bayou Preservation Association at the 95% Confidence Level

- 
- 
- 

# Dialing Summary by Sample

## Last Disposition of Sample

	Total Sample	Bayou Preservation Association	Watershed
No Answer	6362	46	6316
Busy	277	9	268
Answering Machine	5357	115	5242
Wrong Number	246	55	191
Generic Call Back	1075	16	1059
Disconnect	3731	143	3588
Appointment Call Back	463	32	431
Initial Refusal	2238	166	2072
Terminate in the Middle	19	1	18
Language Barrier	922	2	920
Fax/Modem/Business	977	356	621
Qualified Refusal	52	9	43
Call Block/Blocked Number	58	2	56
Over Quota	279	0	279
<b>Completes</b>	<b>700</b>	<b>134</b>	<b>566</b>
Terminate: Don't live in Houston	8	3	5
Terminate: Refused How Long Have Lived in Houston	10	2	8





- 
- 
- 

# Executive Summary

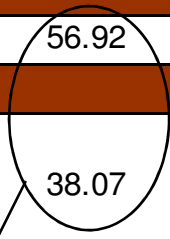
- About half of respondents do not use bayous, creeks or streams for recreation activities
- Of those respondents that use bayous:
  - They primarily walk/run near bayous
  - Use Buffalo and Braes Bayous most often after their area bayou
  - Use bayous, creeks and streams for recreation mostly in the Spring and Summer
- No difference in activities or usage whether or not there are children in the household
- Recommendation: Encourage new and current usage of bayous by making current activities even more appealing
  - Beautify and maintain surrounding bayou landscape, an example is Brush Creek in Kansas City, MO
    - Establish and/or maintain additional walking trails, dog park areas, fishing piers and picnic tables



- 
- 
- 

# Respondent Profile

	Total Sample	Bayou Preservation Association	Braes Bayou	Sims Bayou	Buffalo Bayou	White Oak Bayou	Cypress Creek
N=	700	134	112	114	112	110	118
<b>Ethnicity*</b>							
African American	17%	0%	36%	32%	22%	5%	12%
Asian	3%	3%	3%	2%	5%	0%	3%
Caucasian	57%	90%	40%	18%	58%	57%	72%
Hispanic	21%	2%	20%	46%	12%	35%	13%
Other	2%	4%	1%	2%	2%	2%	1%
<b>Average Age*</b>							
	45.50	56.92	41.15	42.31	41.98	40.29	48.23
<b>Average Number of Years Lived in Houston</b>							
	28.19	38.07	25.42	31.01	21.13	28.23	23.55



Preservation Association members are older

\* Quotas implemented



- 
- 
- 

# Respondent Profile

	Total Sample	Bayou Preservation Association	Braes Bayou	Sims Bayou	Buffalo Bayou	White Oak Bayou	Cypress Creek
N=	700	134	112	114	112	110	118
Average Household Size	2.98	2.40	3.30	3.69	2.86	2.85	2.91
Number with more than one person in household	580	106	103	103	87	85	96
Household Composition							
Adults only	50%	69%	46%	36%	49%	40%	56%
Adults & children < 6 years	14%	6%	20%	19%	10%	16%	13%
Adults & children 6-17	25%	24%	24%	23%	29%	27%	23%
Adults & children <6 & 6-17	10%	1%	9%	18%	11%	14%	8%
Home Ownership							
Owns home	69%	93%	54%	66%	61%	62%	73%
Rents home	28%	5%	43%	31%	38%	35%	23%

Preservation Association members are more likely to own their home and not have children living at home; probably empty-nesters



- 
- 
- 
- 
- 
- 
- 
- 
- 
- 
- 

# Overall Usage



- 
- 
- 
- 
- 
- 



•  
•  
•

## Usage Summary

- About half of total respondents have not visited or used a Houston area bayou, creek or stream in their neighborhood
- Bayou Preservation Association members seem more likely than others to use a bayou, creek or stream
  - 22% used in the past week
  - Only 26% have not visited
- Overall, most walk near the bayous, 63% overall, and 78% of Bayou Preservation Association members name walking near as an activity they have done
  - Running near      26%
  - Picknicking        24%
  - Dog walking        23%



- 
- 
- 

## Usage Summary

- Most use the bayou in another neighborhood to walk
- Summer (59%) and Spring (56%) are the most popular seasons to use bayous, creeks or streams
  - Bayou Preservation Association members appear to use bayous most in the Spring and Fall
- About one in ten have family and friends that visit to use a bayou or use neighborhood bayous during or after it rains
- Children are present around two in five times when others or respondents are using the bayous
  - 28% have seen children at Buffalo Bayou
  - Children are walking (63%) or running (45%) near the bayous
    - 58% of White Oak residents see children walking a dog
    - 45% of Cypress Creek residents see children bank fishing



- 
- 
- 

## Usage Summary

- Buffalo Bayou and Braes Bayou tend to get the most universal usage across respondents after their own neighborhood bayou
  - 54% of Bayou Preservation Association members use Buffalo Bayou
- Three in ten see someone use their neighborhood bayou daily
- 3% - 6% have gotten sick from bayou-related activities



- 
- 
- 

# Most Recent Usage

Used within the last	Total Sample	Bayou Preservation Association	Braes Bayou	Sims Bayou	Buffalo Bayou	White Oak Bayou	Cypress Creek
N=	700	134	112	114	112	110	118
Week	9%	22%	5% <sup>P</sup>	4% <sup>P</sup>	8% <sup>P</sup>	12%	3% <sup>P</sup>
Month	7%	14%	3%	6%	4%	5%	7%
3 months	3%	6%	3%	2%	2%	6%	1%
6 months	3%	4%	4%	4%	3%	1%	0%
9 months	1%	1%	0%	2%	1%	0%	1%
Year	5%	10%	3%	3%	4%	7%	5%
Longer than a year	16%	17%	10%	13%	17%	17%	20%
Have not visited	56%	26%*	73%	68%	62%	52% <sup>B</sup>	64%

Half don't use/visit

More likely to visit/use bayou

Q2. When was the last time you used a bayou, creek or stream in your neighborhood in the Houston area for recreation?





- 
- 
- 

# Bayou Activities

Most walk near; probably use as walking trail

Activities	Total Sample	Bayou Preservation Association	Braes Bayou	Sims Bayou	Buffalo Bayou	White Oak Bayou	Cypress Creek
N=	305	99	30	37	43	53	43
Walking near	63%	78%	50% <sup>P</sup>	68%	51% <sup>P</sup>	64%	44% <sup>P</sup>
Running near	26%	24%	33%	24%	23%	38%	16%
Picnicking	24%	27%	23%	22%	14%	19%	33%
Dog Walking	23%	24%	17%	30%	23%	30%	9%
Canoeing	17%	36%	3%	8%	12%	8%	9%
Bank Fishing	17%	12%	3% <sup>R</sup>	22%	23%	11% <sup>R</sup>	35%
Kayaking	10%	19%	0%	0%	5%	9%	9%
None	9%	3%	23%	5%	14%	9%	9%

Base: Those who have used bayou, creek or stream

Q3 Which of the following activities have you or your family personally used a bayou, creek or stream in your neighborhood in the Houston area for? 17



- 
- 
- 

# Bayous Have Visited

In Own Neighborhood	Total Sample	Bayou Preservation Association	Braes Bayou	Sims Bayou	Buffalo Bayou	White Oak Bayou	Cypress Creek
N=	305	99	30	37	43	53	43
Buffalo Bayou	29%	54%*	23%	11%	26%	19%	9%
White Oak Bayou	12%	10%	0%	0%	2%	49%*	2%
Braes Bayou	10%	14%	40%*	8%	5%	0%	0%
Cypress Creek	6%	11%	0%	0%	0%	4%	14%
Sims Bayou	5%	4%	3%	22%*	2%	0%	0%
Galveston Bay	5%	4%	10%	3%	2%	4%	7%
Clear Lake	4%	9%	0%	0%	2%	0%	5%
In Another Neighborhood							
Those have visited in another neighborhood	167	69	14	19	22	25	18
Buffalo Bayou	23%	25%	21%	16%	18%	28%	22%
Braes Bayou	18%	29%	21%	16%	14%	0%	6%
White Oak Bayou	13%	26%	0%	0%	0%	12%	0%
Sims Bayou	9%	16%	0%	21%	0%	0%	0%
Cypress Creek	9%	13%	14%	0%	0%	12%	6%
Armand Bayou	8%	16%	14%	5%	0%	0%	0%
Clear Lake	7%	14%	0%	0%	5%	0%	0%

Respondents seem to use Buffalo and Braes Bayous the most after their own



Q4./Q6. Which bayou, creek or stream(s) have you visited in your/another Houston area neighborhood for recreation?



- 
- 
- 

# Bayou Activities

Activities in Another Neighborhood	Total Sample	Bayou Preservation Association	Braes Bayou	Sims Bayou	Buffalo Bayou	White Oak Bayou	Cypress Creek
N=	167	69	14	19	22	25	18
Walking near	73%	77%	71%	79%	59%	76%	67%
Picnicking	31%	30%	29%	42%	14%	36%	39%
Running near	28%	19%	36%	37%	32%	32%	33%
Dog Walking	21%	22%	14%	16%	18%	36%	11%
Bank Fishing	18%	12%	7%	32%	27%	12%	33%
Canoeing	14%	32%	0%	0%	9%	0%	0%
Swimming	10%	7%	14%	11%	9%	12%	17%
None	7%	3%	7%	5%	14%	8%	17%

Base: Those who have used bayou, creek or stream in another neighborhood

Q7. Which of the following activities have you or your family personally used a bayou, creek or stream in another neighborhood in the Houston area for?



- 
- 
- 

# Usage Frequency

Use Bayou...	Total Sample	Bayou Preservation Association	Braes Bayou	Sims Bayou	Buffalo Bayou	White Oak Bayou	Cypress Creek
N=	700	134	112	114	112	110	118
Daily	3%	5%	4%	1%	3%	2%	0%
Weekly	9%	20%	6% <sup>P</sup>	7%	7%	12%	3% <sup>P</sup>
Monthly	9%	21%	2% <sup>P</sup>	11%	5% <sup>P</sup>	7%	8%
Yearly	7%	12%	5%	5%	8%	7%	6%
Rarely	13%	14%	10%	13%	12%	17%	10%
Never	58%	27%*	71%	63%	64%	55%	72%
<b>Primarily during...</b>							
Those who use bayou, creek or stream	295	98	32	42	40	50	33
Summer	59%	55%	53%	64%	73%	58%	58%
Spring	56%	80%*	41%	38%	45%	56%	33%
Fall	48%	76%*	41%	31%	43%	34%	27%
Winter	35%	55%*	31%	24%	30%	24%	18%
All seasons	6%	7%	6%	2%	5%	8%	3%

Q8. How frequently do you use your neighborhood bayou, creek or stream for recreation?  
 Q9. In what season do you primarily use your neighborhood stream for recreation?



- 
- 
- 

# Usage

	Total Sample N=700
<b>Family/friends visit you at home to use neighborhood bayou, creek or stream</b>	<b>11%</b>
Uses neighborhood bayous, streams or creeks when raining or shortly after rain	<b>13%</b>
<b>Witnessed someone using neighborhood bayou, creek or stream</b>	<b>45%</b>
<b>Children Present when...</b>	<b>N=318</b>
Respondent used bayou, creek or stream	<b>36%</b>
Others were using the bayou, creek or stream	<b>42%</b>

Four out of ten see children using a bayou, creek or stream

Q10. Do you have family or friends who visit you at your home in order to use the bayou, creek or stream in your neighborhood and participate in recreation activities?

Q11. Do you use neighborhood bayous or streams for recreation when it is raining or shortly after it has rained?

Q12. Have you ever witnessed anyone else using a bayou, creek or stream in your neighborhood for recreation?

Q13. Were children present when you or others were using the bayou, creek or stream for recreation?



- 
- 
- 

# Usage

	Bayou Preservation Association	Braes Bayou	Sims Bayou	Buffalo Bayou	White Oak Bayou	Cypress Creek
<b>N=</b>	134	112	114	112	110	118
<b>Family/friends visit you at home to use neighborhood bayou, creek or stream</b>	20%	6% <sup>P</sup>	10%	5% <sup>P</sup>	15%	6% <sup>P</sup>
Uses neighborhood bayous, streams or creeks when raining or shortly after rain	30%*	5%	7%	16%	12%	5%
<b>Witnessed someone using neighborhood bayou, creek or stream</b>	69%*	34%	37%	40%	50% <sup>B</sup>	39%
<b>Those who witnessed children</b>	92	38	42	45	55	46
<b>Children Present when...</b>						
Respondent used bayou, creek or stream	45%	39%	24% <sup>B</sup>	42%	33%	26% <sup>B</sup>
Others were using the bayou, creek or stream	36%	42%	55% <sup>B</sup>	33%	45%	46%

More likely to see children at Buffalo Bayou than Sims Bayou or Cypress Creek when respondent uses

Q10. /Q11./Q12./Q13.



# Bayous Have Seen Children Visit

In Own Neighborhood	Total Sample	Bayou Preservation Association	Braes Bayou	Sims Bayou	Buffalo Bayou	White Oak Bayou	Cypress Creek
N=	248	74	31	33	34	43	33
Buffalo Bayou	28%	53%*	23%	6%	29%	21%	9%
White Oak Bayou	19%	15%	6%	0%	0%	72%*	9%
Braes Bayou	11%	15%	32%	12%	6%	0%	0%
Cypress Creek	9%	14%	3%	0%	0%	2%	33%*
Armand Bayou	8%	20%	6%	6%	0%	0%	0%

Base: Those who witnessed children using bayou, creek or stream

Q14. Which bayou(s) or stream(s) have you seen people take children to/taken children to for recreation purposes?



- 
- 
- 

# Bayou Activities of Children

Activities	Total Sample	Bayou Preservation Association	Braes Bayou	Sims Bayou	Buffalo Bayou	White Oak Bayou	Cypress Creek
N=	248	74	31	33	34	43	33
Walking near	63%	70% <sup>R</sup>	65% <sup>R</sup>	58%	68% <sup>R</sup>	65% <sup>R</sup>	42%
Running near	45%	45%	45%	45%	50%	49%	36%
Dog Walking	35%	34%	39%	30%	15%	58% <sup>E</sup>	30%
Picnicking	31%	39%	26%	24%	32%	33%	21%
Bank Fishing	30%	27%	23%	36%	32%	21%	45%
Canoeing	19%	41%	3% <sup>P</sup>	21%	15%	5% <sup>P</sup>	6% <sup>P</sup>
Swimming	15%	8%	29%	12%	15%	14%	21%
Wading	12%	12%	13%	3%	12%	7%	24%
Kayaking	11%	26%*	3%	9%	3%	5%	6%
Wade Fishing	10%	8%	16%	9%	12%	7%	9%
None	5%	7%	6%	3%	3%	7%	3%

Base: Those who have witnessed children using a bayou, creek or stream

Q15. Which of the following recreation activities did you see the children participating in at the bayou, creek or stream?





- 
- 
- 

# Usage Frequency of Others

See Others Use Bayou...	Total Sample	Bayou Preservation Association	Braes Bayou	Sims Bayou	Buffalo Bayou	White Oak Bayou	Cypress Creek
N=	318	92	38	42	45	55	46
Daily	31%	27%	39%	26%	33%	42%	20%
Weekly	19%	24%	16%	19%	20%	22%	9%
Monthly	12%	21%	5%	19%	4%	11%	4%
Yearly	8%	8%	18%	5%	7%	4%	11%
Rarely	25%	17% <sup>R</sup>	18% <sup>R</sup>	29%	29%	18% <sup>R</sup>	46%
Never	4%	2%	3%	2%	7%	2%	11%

About one-third have seen others use the bayous each day

Base: Those who have witnessed someone using a bayou, creek or stream in their neighborhood

Q16. How frequently do you see others using your neighborhood bayou, creek or stream for recreation?



- 
- 
- 

# Experienced Illnesses?

	Total Sample	Bayou Preservation Association	Braes Bayou	Sims Bayou	Buffalo Bayou	White Oak Bayou	Cypress Creek
N=	700	134	112	114	112	110	118
Yes, myself	1%	1%	2%	0%	2%	0%	2%
Yes, my children	1%	1%	0%	2%	1%	1%	2%
Yes, someone else	3%	4%	4%	4%	3%	3%	2%
No	95%	95%	94%	95%	96%	96%	97%

Most have not become sick as a result of using a bayou, creek or stream

Q16. Have you, your children or someone else you know ever gotten sick with any type of gastrointestinal illness after participating in recreation activities in the bayou, creek or stream in your neighborhood?



- 
- 
- 
- 
- 
- 
- 
- 
- 
- 
- 

# Households with Children



- 
- 
- 
- 
- 
- 



- 
- 
- 

## Household Type Summary

- Adult households and households with children have no observed differences in terms of activities and usage rates
  - Walking and running near a bayou are the primary activities both household types do at their or another neighborhood bayou

- 
- 
- 

# Respondent Profile

	Adults Only	With Children
N=	288	285
Ethnicity		
African American	13%	24%
Asian	3%	2%
Caucasian	66%	42%
Hispanic	15%	31%
Other	2%	2%
Average Age	50.44	38.98
Average Number of Years Lived in Houston	30.27	24.86

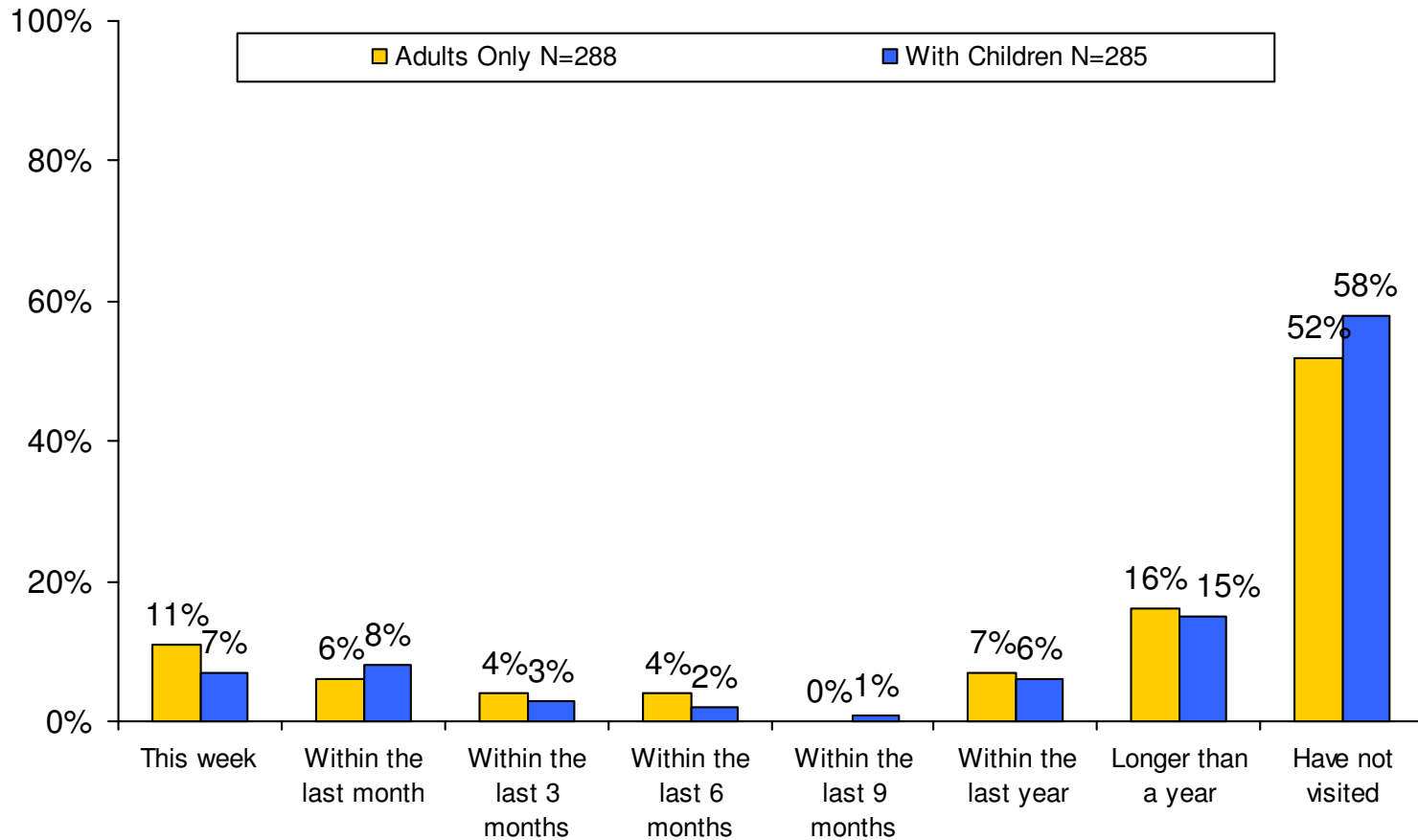
Non-child households tend to be older

	Adults Only	With Children
N=	288	285
Average Household Size	2.56	4.25
Household Composition		
Adults only	100%	0%
Adults & children < 6 years	0%	29%
Adults & children 6-17	0%	51%
Adults & children <6 & 6-17	0%	21%
Home Ownership		
Owns home	77%	65%
Rents home	20%	34%



- 
- 
- 

# Most Recent Usage

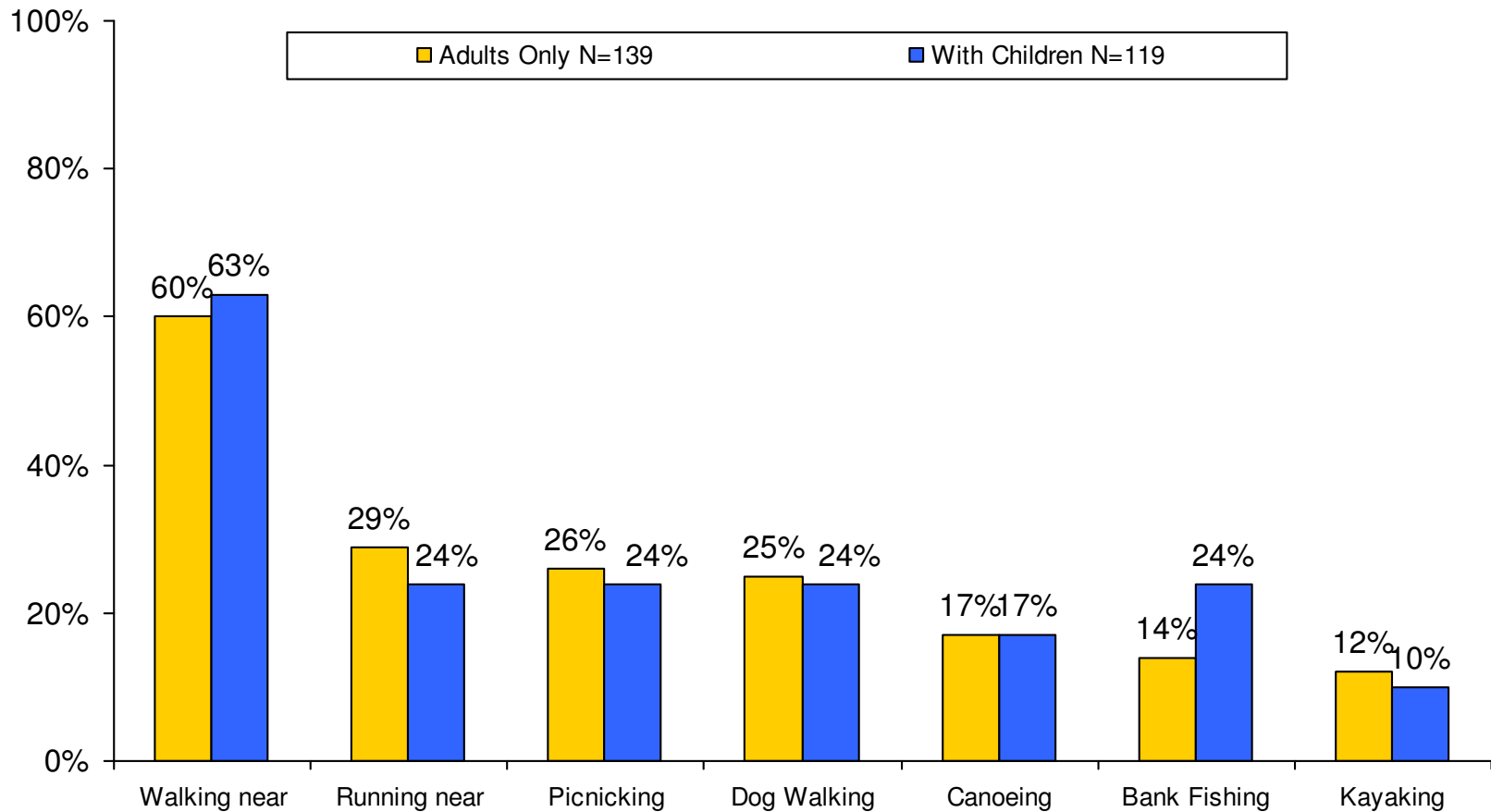


Q2. When was the last time you used a bayou, creek or stream in your neighborhood in the Houston area for recreation?



- 
- 
- 

# Bayou Activities



Base: Those who have used bayou, creek or stream

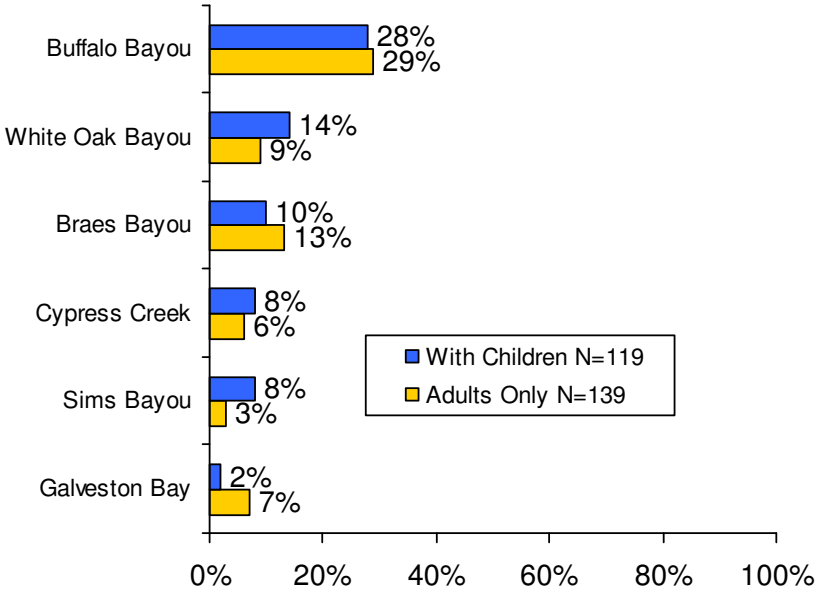
Q3 Which of the following activities have you or your family personally used a bayou, creek or stream in your neighborhood in the Houston area for? 31



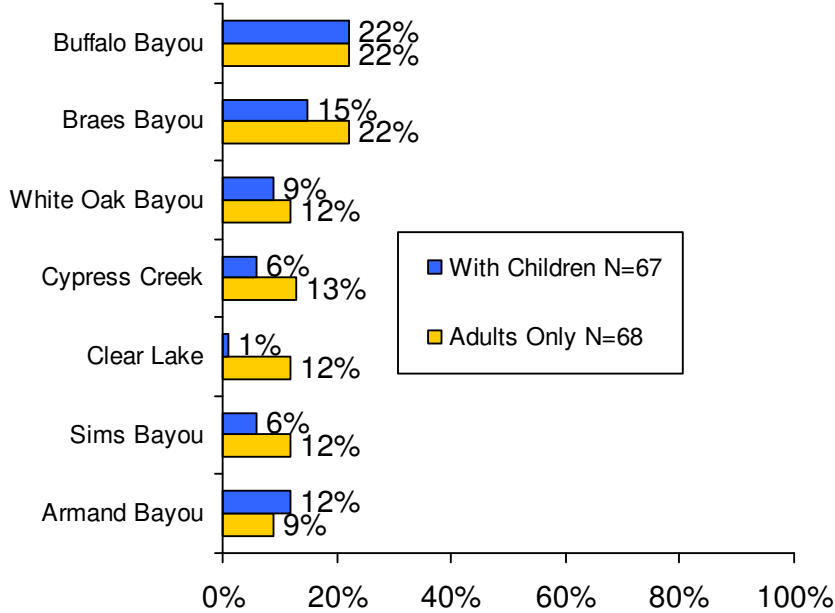
- 
- 
- 

# Bayous Have Visited

In Own Neighborhood



In Another Neighborhood



Base: Those who have used bayou, creek or stream in another neighborhood

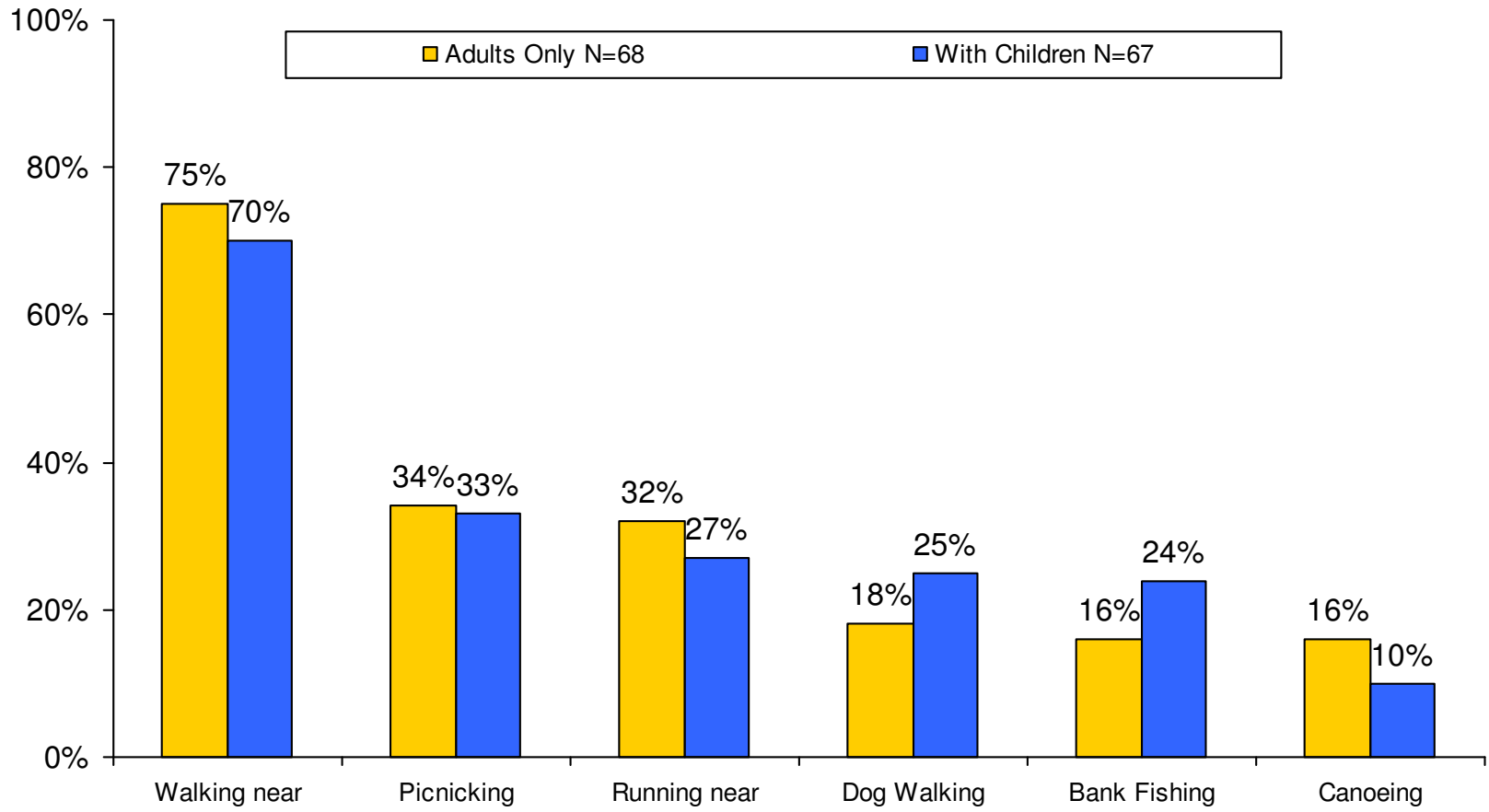
Q4./Q6. Which bayou, creek or stream(s) have you visited in your/another Houston area neighborhood for recreation?





- 
- 
- 

# Bayou Activities



Base: Those who have used bayou, creek or stream in another neighborhood


Q7. Which of the following activities have you or your family personally used a bayou, creek or stream in another neighborhood in the Houston area for?



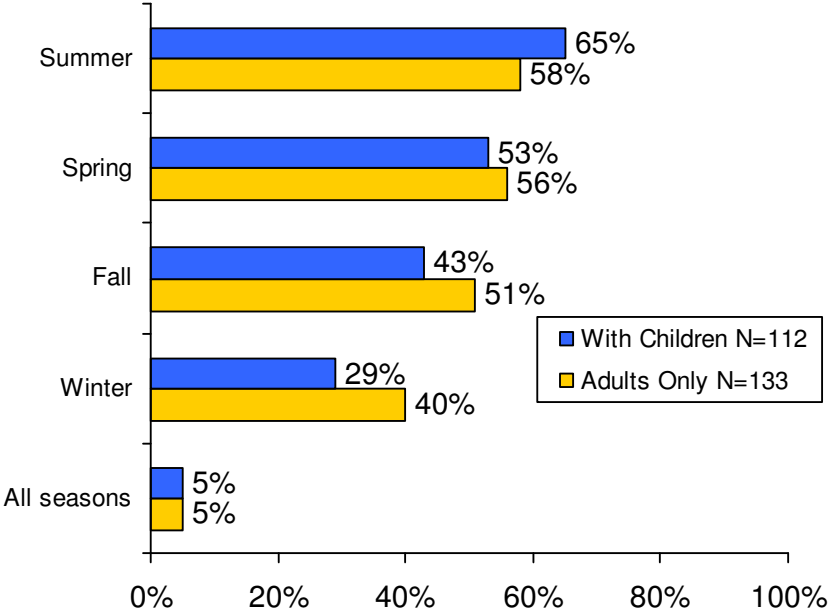
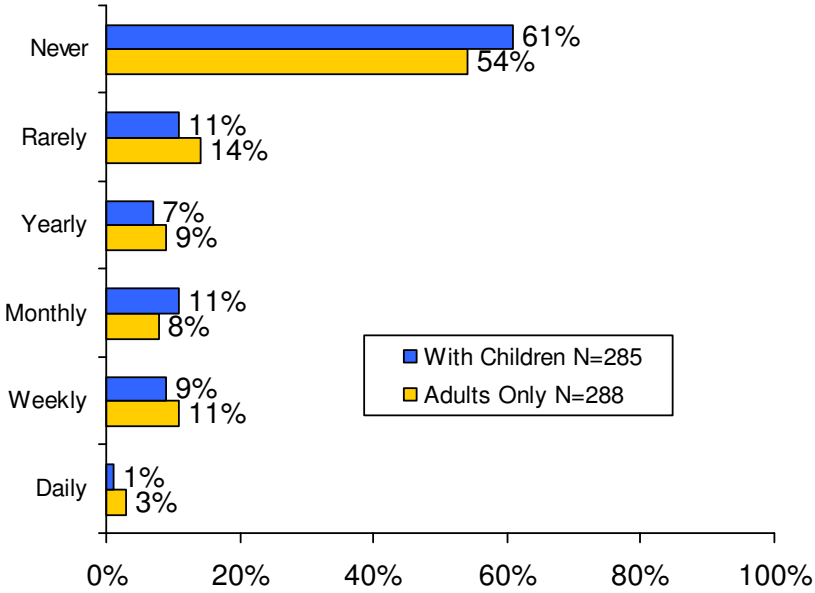
- 
- 
- 

# Usage Frequency

Use Bayou...



Primarily During...



Base: Those who have used bayou, creek or stream in their neighborhood

Q8. How frequently do you use your neighborhood bayou, creek or stream for recreation?  
 Q9. In what season do you primarily use your neighborhood stream for recreation?



- 
- 
- 

# Usage

	Adults Only N=288	With Children N=285
<b>Family/friends visit you at home to use neighborhood bayou, creek or stream</b>	<b>12%</b>	<b>10%</b>
Uses neighborhood bayous, streams or creeks when raining or shortly after rain	<b>14%</b>	<b>11%</b>
<b>Witnessed someone using neighborhood bayou, creek or stream</b>	<b>47%</b>	<b>46%</b>
<b>Children Present when...</b>	<b>N=136</b>	<b>N=131</b>
Respondent used bayou, creek or stream	<b>35%</b>	<b>40%</b>
Others were using the bayou, creek or stream	<b>41%</b>	<b>45%</b>

Q10. Do you have family or friends who visit you at your home in order to use the bayou, creek or stream in your neighborhood and participate in recreation activities?

Q11. Do you use neighborhood bayous or streams for recreation when it is raining or shortly after it has rained?

Q12. Have you ever witnessed anyone else using a bayou, creek or stream in your neighborhood for recreation?

Q13. Were children present when you or others were using the bayou, creek or stream for recreation?



# Bayous Have Seen Children Visit

In Own Neighborhood	Adults Only	With Children
N=	103	111
Buffalo Bayou	28%	28%
White Oak Bayou	21%	15%
Braes Bayou	14%	9%
Cypress Creek	10%	8%
Armand Bayou	10%	6%

Activities	Adults Only	With Children
N=	103	111
Walking near	59%	66%
Running near	41%	48%
Dog Walking	33%	41%
Picnicking	34%	31%
Bank Fishing	26%	37%
Canoeing	22%	19%
Swimming	12%	19%
Wading	13%	13%
Kayaking	10%	14%
Wade Fishing	9%	12%

**Base: Those who have seen children use a bayou, creek or stream**

Q14. Which bayou(s) or stream(s) have you seen people take children to/taken children to for recreation purposes?

Q15 Which of the following recreation activities did you see the children participating in at the bayou, creek or stream?



- 
- 
- 

# Usage Frequency of Others

See Others Use Bayou...	Adults Only	With Children
N=	136	131
Daily	26%	35%
Weekly	22%	18%
Monthly	8%	14%
Yearly	9%	8%
Rarely	29%	22%
Never	4%	3%

Base: Those who have seen others use a bayou, creek or stream

Q16. How frequently do you see others using your neighborhood bayou, creek or stream for recreation?



- 
- 
- 

# Experienced Illnesses?

	Adults Only	With Children
N=	288	285
Yes, myself	1%	1%
Yes, my children	0%	2%
Yes, someone else	3%	3%
No	96%	94%

Q16. Have you, your children or someone else you know ever gotten sick with any type of gastrointestinal illness after participating in recreation activities in the bayou, creek or stream in your neighborhood?



- 
- 
- 
- 
- 
- 
- 
- 
- 
- 

# Ethnic and Gender Differences



- 
- 
- 
- 
- 
- 



•  
•  
•

## Demographic Summary

- Caucasians are more likely than other ethnic groups to have used a bayou
  - More likely than African Americans to have used a neighborhood bayou
  - More likely than Hispanics or African Americans to have used a bayou in another neighborhood
  - Caucasians use bayous throughout the year more than African Americans and Hispanics
  - Caucasians are more likely than the other ethnic groups to use bayous for recreation during or after it rains





•  
•  
•

## Demographic Summary

- Men seem more likely than women to use bayous for recreation
  - 62% of women say they have never used a neighborhood bayou, creek or stream compared to 52% of men
  - More men (51%) than women (42%) have used a bayou during or after it has rained



- 
- 
- 

# Most Recent Usage

Used within the last	Total Sample	Male	Female	African American	Caucasian	Hispanic
N=	700	288	412	121	399	145
Week	9%	14%	6%	4%	12%	6%
Month	7%	6%	7%	3%	8%	6%
3 months	3%	3%	4%	5%	3%	3%
6 months	3%	4%	1%	2%	3%	2%
9 months	1%	1%	0%	1%	1%	1%
Year	5%	7%	5%	2%*	6%	6%
Longer than a year	16%	16%	16%	7%	17%	19%
Have not visited	56%	49% <sup>F</sup>	61%	75%	50%	59%

Men are more likely to have visited/used than women

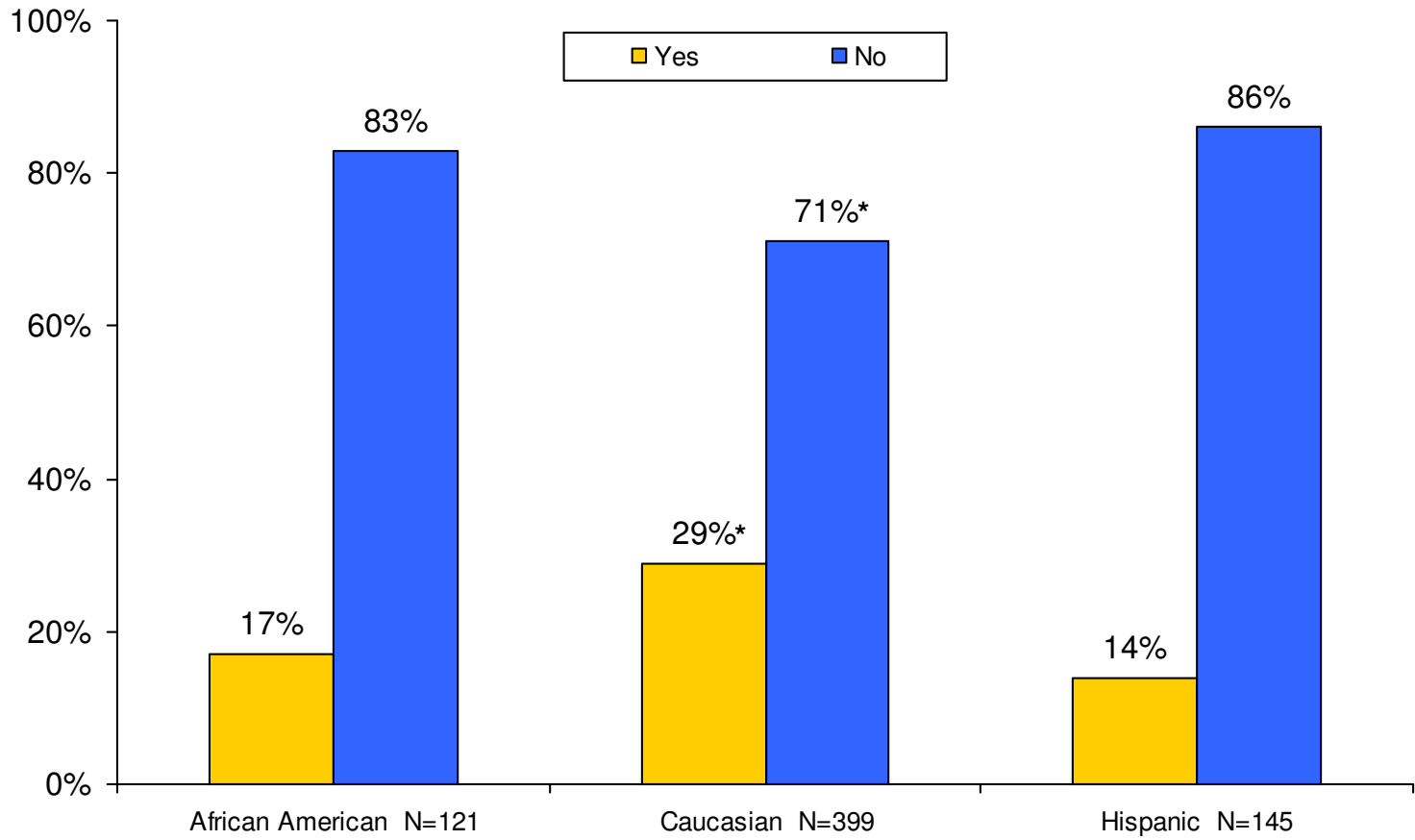
African Americans are less likely than others to have used in the past year

Q2. When was the last time you used a bayou, creek or stream in your neighborhood in the Houston area for recreation?



- 
- 
- 

# Used Bayou in Another Area



Caucasians are more likely than African Americans and Hispanics to have used bayous in another area



Q5. Have you ever visited a bayou, creek or stream in another neighborhood or area in Houston for recreation?




- 
- 
- 

# Usage Frequency

Use Bayou...	Total Sample	Male	Female	African American	Caucasian	Hispanic
N=	700	288	412	121	399	145
Daily	3%	3%	2%	2%	3%	1%
Weekly	9%	10%	9%	2%	11%	9%
Monthly	9%	11%	8%	8%	10%	10%
Yearly	7%	9%	6%	9%	8%	5%
Rarely	13%	14%	12%	7%	15%	11%
Never	58%	52% <sup>F</sup>	62%	71%	52%*	63%

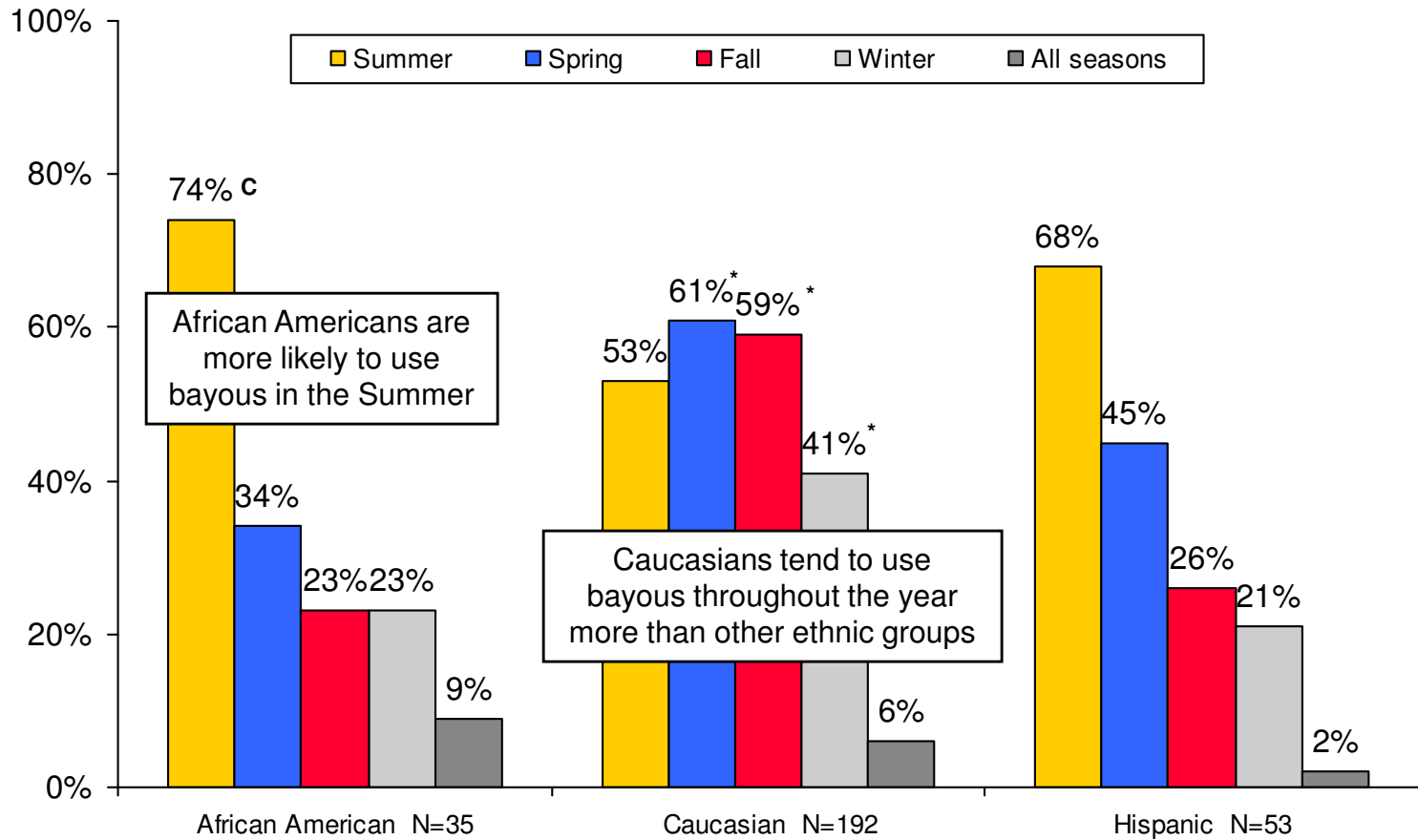
Men and Caucasians are more likely to use neighborhood bayous

Q8. How frequently do you use your neighborhood bayou, creek or stream for recreation?



- 
- 
- 

# Usage Season



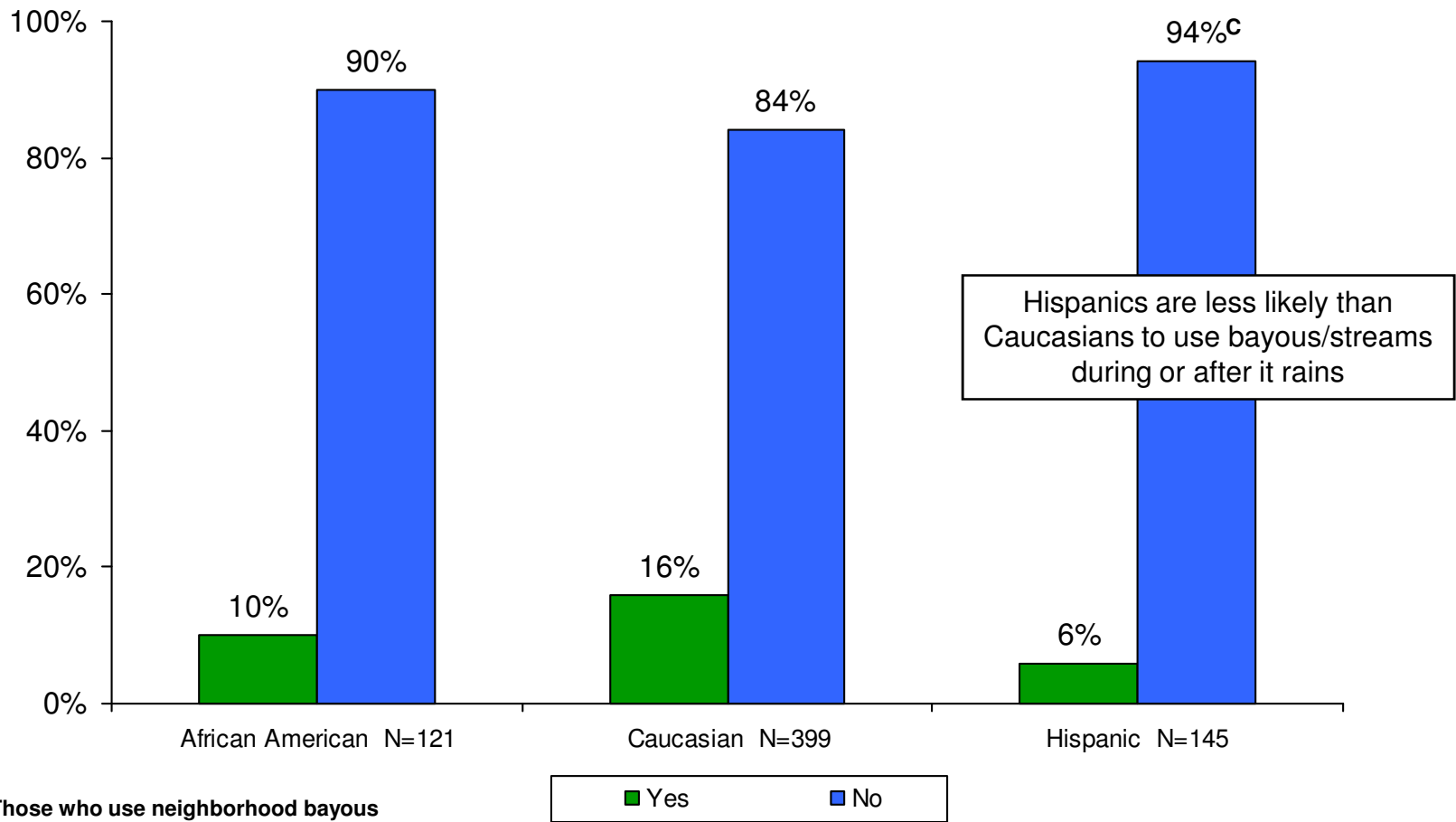
Base: Those who use neighborhood bayous

Q9. In what season do you primarily use your neighborhood stream for recreation?



- 
- 
- 

# Usage After/During the Rain



Q11. Do you use neighborhood bayous or streams for recreation when it is raining or shortly after it has rained?



- 
- 
- 

# Seen Others Use

	Total Sample	Male	Female	African American	Caucasian	Hispanic
N=	700	288	412	121	399	145
During or After a Rain	45%	51% <sup>F</sup>	42%	31%	52%*	37%
Those who saw children participating in recreation activities in the bayou	248	112	136	30	159	44
Seen children picknicking at a bayou, creek or stream	31%	38% <sup>F</sup>	26%	20%	32%	34%

Men and Caucasians are more likely to see others using a bayou during/after it rains

Q11. Do you use neighborhood bayous or streams for recreation when it is raining or shortly after it has rained?  
 Q15. Which of the following recreation activities did you see the children participating in at the bayou, creek or stream?



- 
- 
- 
- 
- 
- 
- 
- 
- 
- 
- 

# Appendix



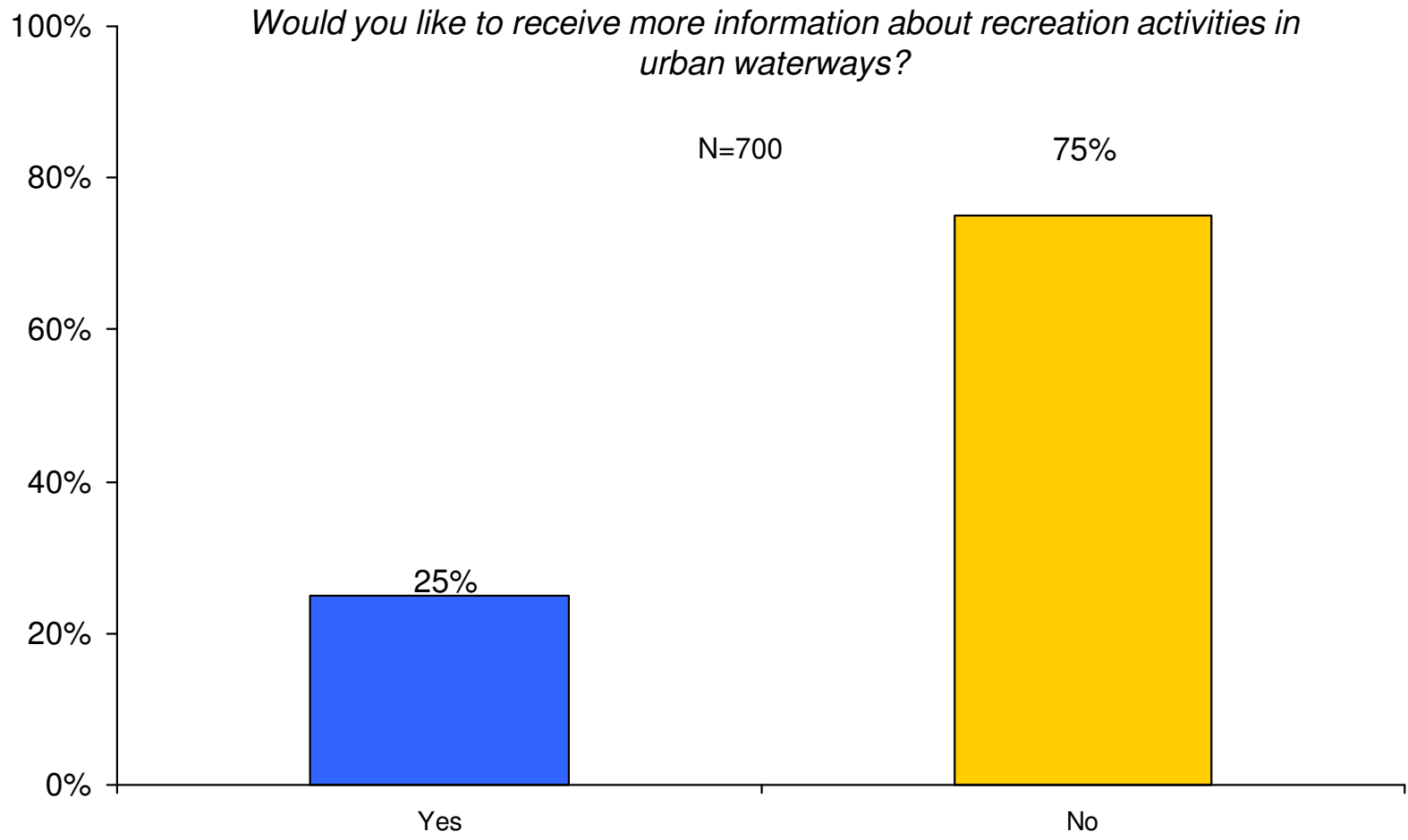
- 
- 
- 
- 
- 
- 





- 
- 
- 

# Provided Email



Q7.

