
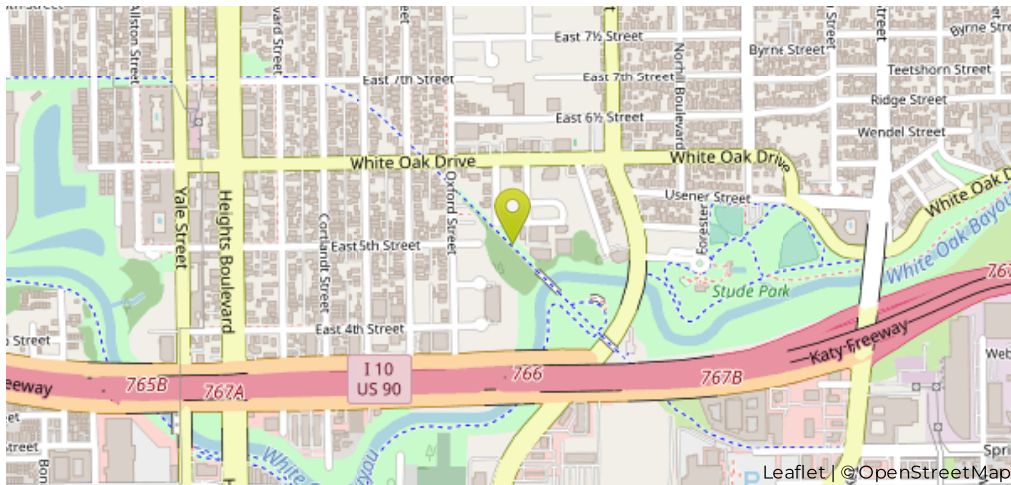


MKT Trail at 5th St (Heights) February 2022 Report



Christopher Whaley, christopher.whaley@h-gac.com
03/01/2022

Counting Sites Map



Monthly Updates:

The bridge across White Oak Bayou to the east of this counter remains closed. H-GAC staff has also confirmed that the equipment is counting accurately, but all traffic is being counted as pedestrians rather than being separated into pedestrians or cyclists. While we believe it is an accurate count, we deployed a secondary counter in mid-December to verify this. We will publish this data as a companion to the official Eco-Visio report.

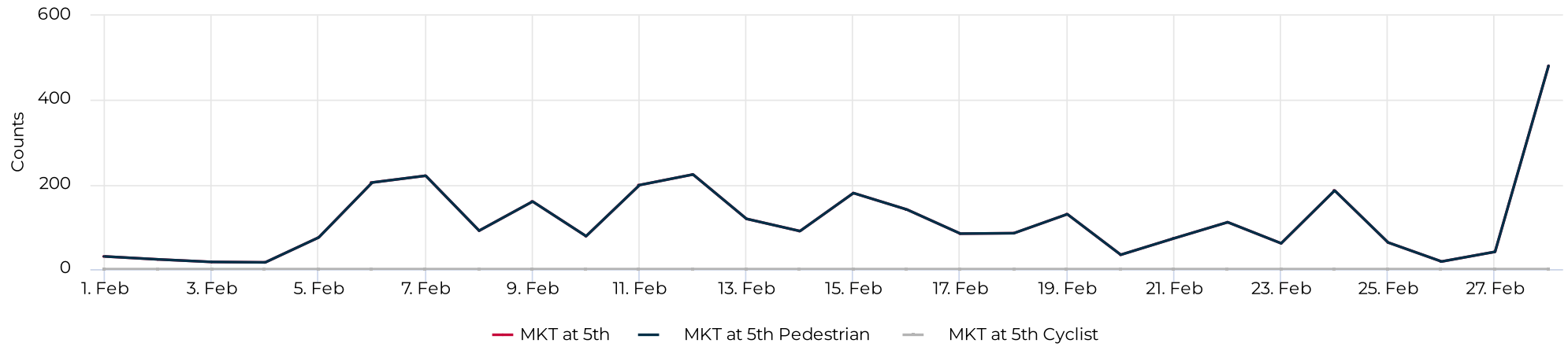
Key Figures Summary

| Site | Total ▼ | Daily Average | Peak Day | Peak Count |
|-----------------------|---------|---------------|------------------|------------|
| MKT at 5th | 3,236 | 116 | Mon Feb 28, 2022 | 481 |
| MKT at 5th Pedestrian | 3,236 | 116 | Mon Feb 28, 2022 | 481 |
| Pedestrians SB | 2,025 | 72 | Mon Feb 28, 2022 | 291 |
| Pedestrians NB | 1,211 | 43 | Mon Feb 28, 2022 | 190 |
| MKT at 5th Cyclist | 0 | 0 | Sun Feb 13, 2022 | 0 |
| Bicycles SB | 0 | 0 | Thu Feb 17, 2022 | 0 |
| Bicycles NB | 0 | 0 | Tue Feb 1, 2022 | 0 |

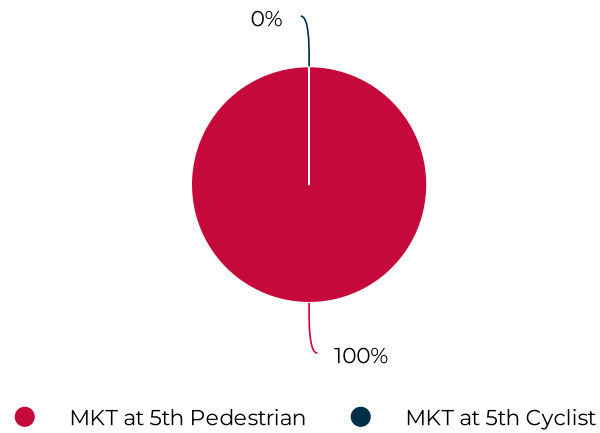
MKT at 5th

February 1, 2022 → February 28, 2022

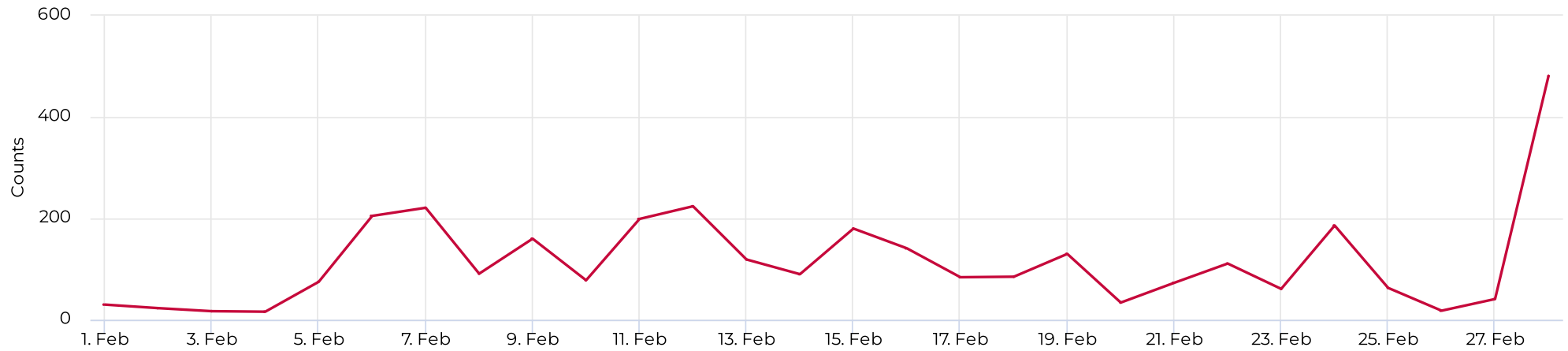
Daily traffic



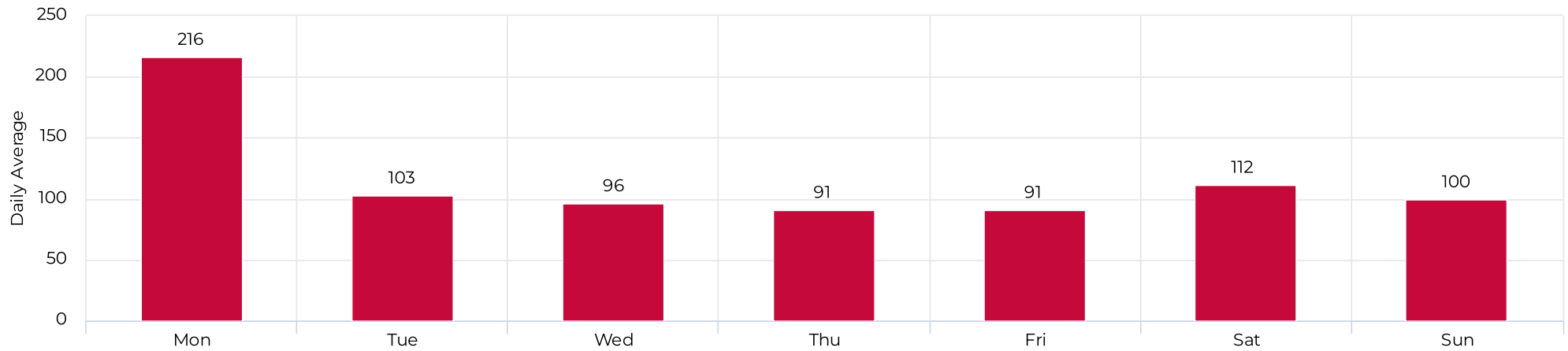
Distribution



Daily Data (Pedestrian)



Pedestrian Profile (Daily)



February 1, 2022 → February 28, 2022

Pedestrian - Weekday Profile (Hourly)

📅 08/01/2022 → 08/31/2022

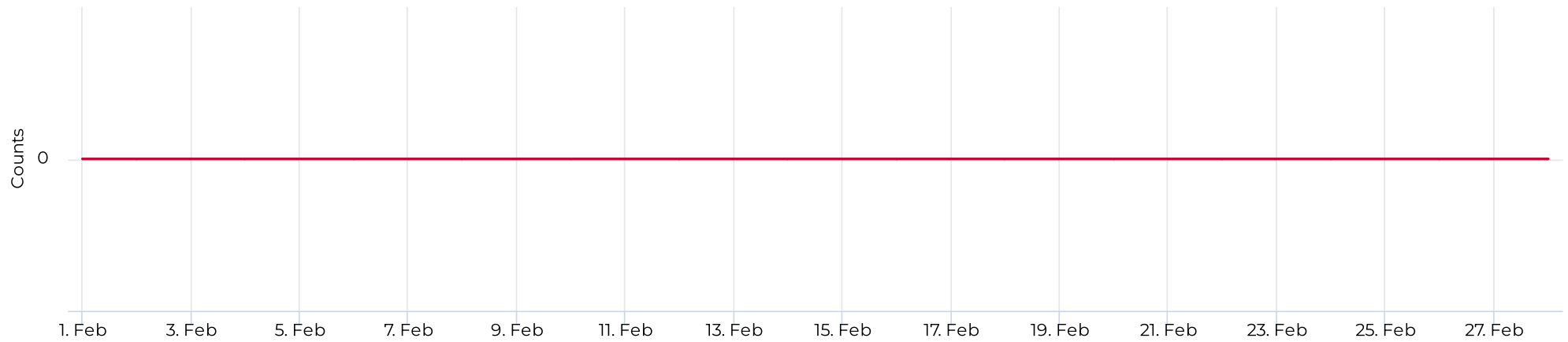
No Data

Pedestrian - Weekend Profile (Hourly)

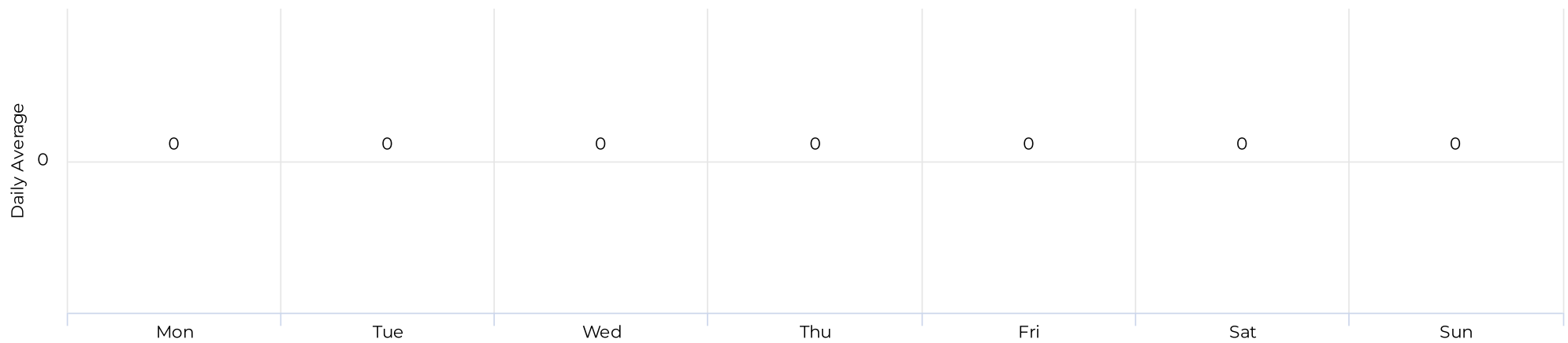
📅 08/01/2022 → 08/31/2022

No Data

Cyclist Total (Daily)



Cyclist Profile (Daily)



February 1, 2022 → February 28, 2022

Cyclist - Weekday Profile (Hourly)

📅 08/01/2022 → 08/31/2022

No Data

Cyclist - Weekend Profile (Hourly)

📅 08/01/2022 → 08/31/2022

No Data