



MKT Trail at 5th St (Heights) March2022 Report


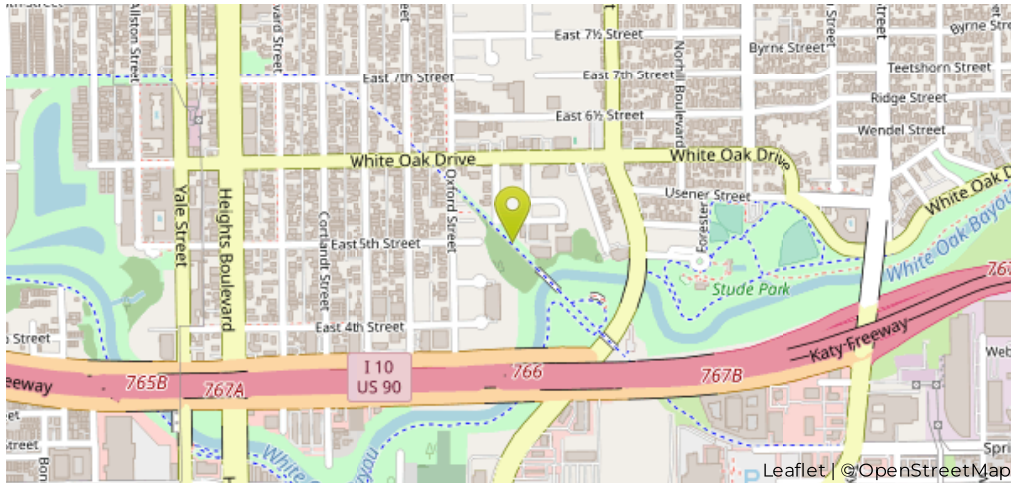


Christopher Whaley, christopher.whaley@h-gac.com
04/01/2022

MKT at 5th

March 1, 2022 → March 31, 2022

Counting Sites Map



Monthly Updates:

The bridge across White Oak Bayou to the east of this counter remains closed. H-GAC staff has also confirmed that the equipment is counting accurately, but all traffic is being counted as pedestrians rather than being separated into pedestrians or cyclists. While we believe it is an accurate count, we deployed a secondary counter in mid-December to verify this. We will publish this data as a companion to the official Eco-Visio report.

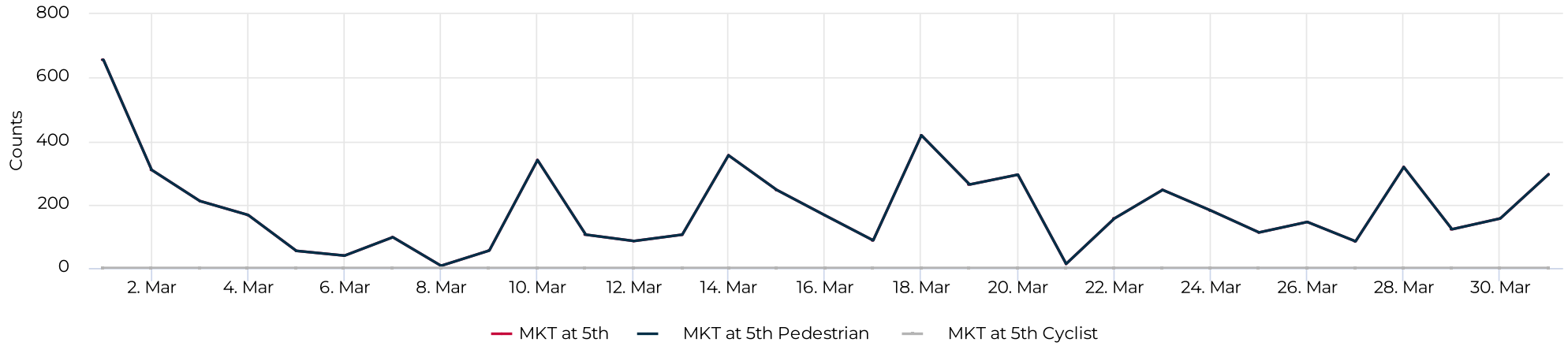
Key Figures Summary

| Site | Total ▼ | Daily Average | Peak Day | Peak Count |
|-----------------------|---------|---------------|------------------|------------|
| MKT at 5th | 5,887 | 190 | Tue Mar 1, 2022 | 656 |
| MKT at 5th Pedestrian | 5,887 | 190 | Tue Mar 1, 2022 | 656 |
| Pedestrians SB | 4,168 | 134 | Tue Mar 1, 2022 | 390 |
| Pedestrians NB | 1,719 | 55 | Tue Mar 1, 2022 | 266 |
| MKT at 5th Cyclist | 0 | 0 | Sun Mar 20, 2022 | 0 |
| Bicycles SB | 0 | 0 | Tue Mar 22, 2022 | 0 |
| Bicycles NB | 0 | 0 | Tue Mar 1, 2022 | 0 |

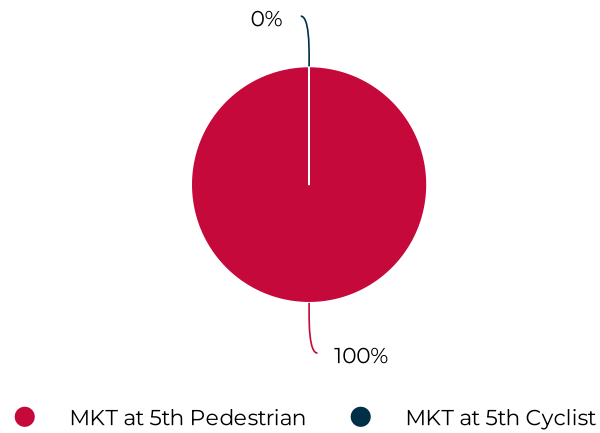
MKT at 5th

March 1, 2022 → March 31, 2022

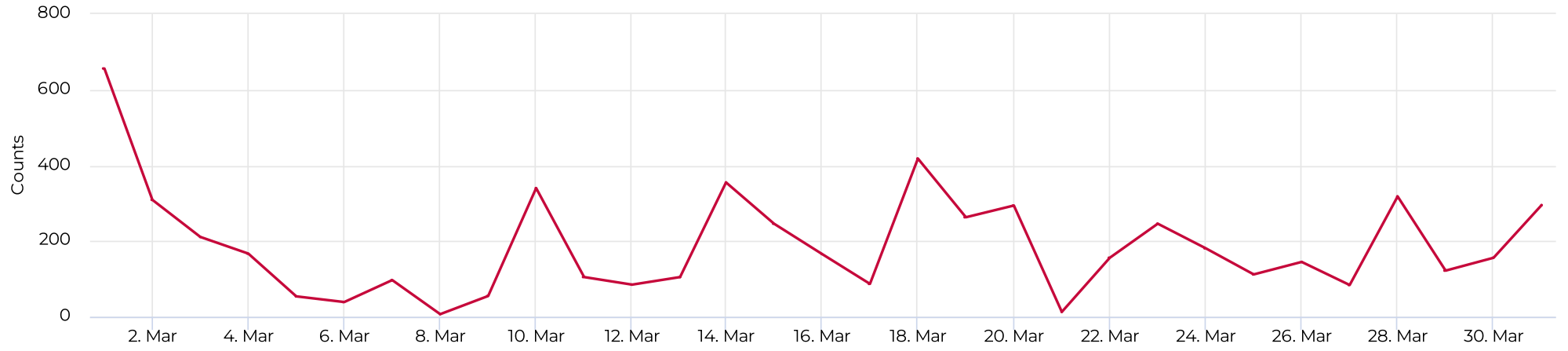
Daily traffic



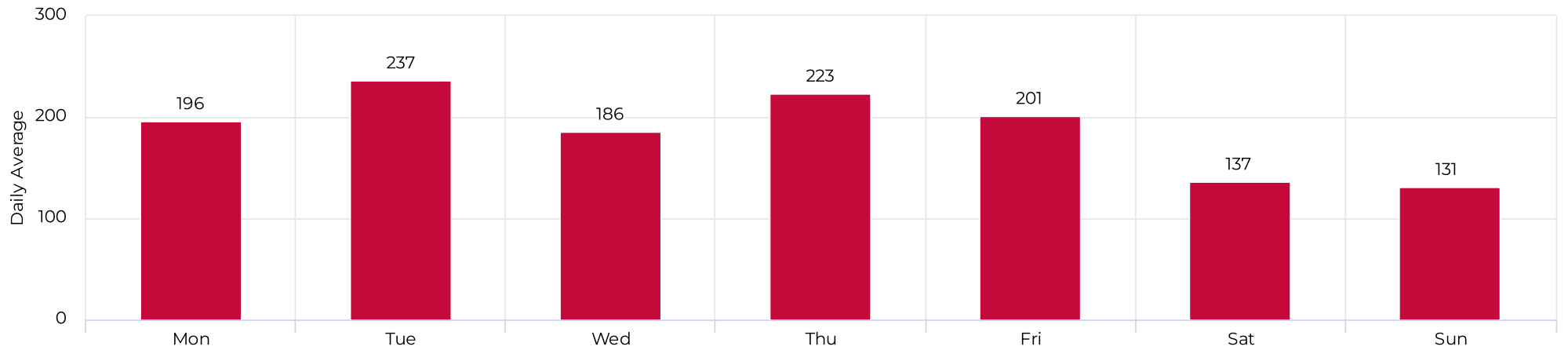
Distribution



Daily Data (Pedestrian)



Pedestrian Profile (Daily)



March 1, 2022 → March 31, 2022

Pedestrian - Weekday Profile (Hourly)

📅 08/01/2022 → 08/31/2022

No Data

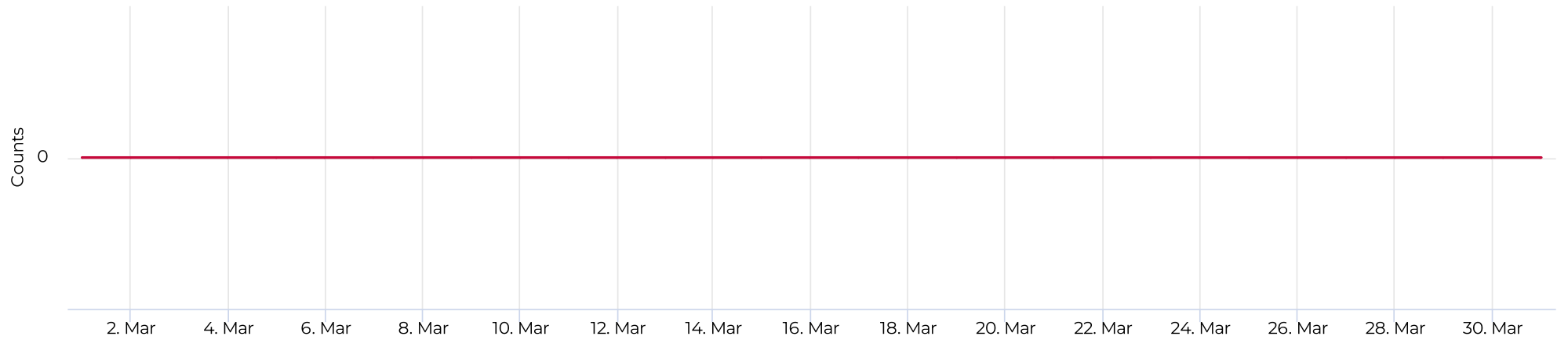
Pedestrian - Weekend Profile (Hourly)

📅 08/01/2022 → 08/31/2022

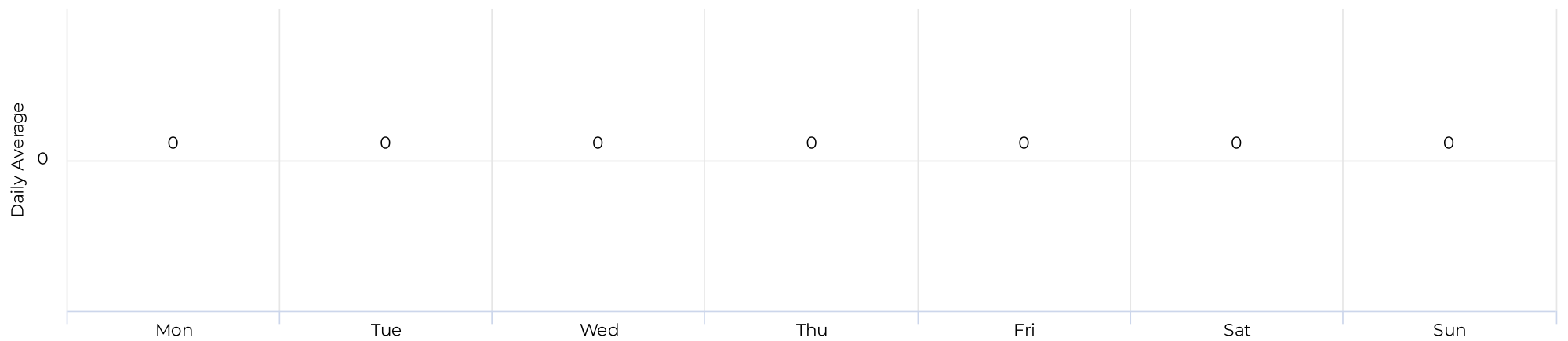
No Data

March 1, 2022 → March 31, 2022

Cyclist Total (Daily)



Cyclist Profile (Daily)



March 1, 2022 → March 31, 2022

Cyclist - Weekday Profile (Hourly)

📅 08/01/2022 → 08/31/2022

No Data

Cyclist - Weekend Profile (Hourly)

📅 08/01/2022 → 08/31/2022

No Data