



# Item 6: Carryover Spend Down Update



Transportation Advisory Committee (TAC)  
January 15, 2025

# Carryover Spend Down Effort



- December 2023 – 60 Projects \$335M
  - September 2024 – 8 Projects \$65M
  - October 2024 – 43 Projects \$335M
  - December 2024 – 16 Projects \$150M
- Total – 127 Projects \$900M***



# Progress 2025



- Let \$75M – TxDOT HOU/Beaumont and Fort Bend County Transit
- Pending \$5M – FHWA Questions

# Upcoming



## FTA Transfers

- January 2025 – \$105M Request FTA Transfer
- June 2025 – \$65M Additional Request FTA Transfer

# Next Steps – Keep Projects on Track



- Assess “Long Standing” Projects (Ongoing)
- Monitor, Report and Adjust Let Dates (as Needed)
- Program the Engineering/Environmental (“E” Phase)
- Project Delivery Team
  - Engineer to Assist in Leading Effort
  - TxDOT Coordination to Outline Group’s Responsibilities

# Action

Callie Barnes  
Program Manager – Project Delivery  
[Callie.Barnes@H-GAC.com](mailto:Callie.Barnes@H-GAC.com)  
832-681-2615





# Item 07. Amendments to 2025-2028 TIP



Transportation Advisory Committee  
January 15, 2025

# ***2025-2028 TIP Amendments***

- Add \$17.2M STBG federal/\$6.9M local to City of Conroe's FY 2029 Old Conroe Road widening/bridge construction (MPO ID 17101) to cover increases due to inflation of labor and materials
- Change METRO's FY 2025 \$29.2M CMAQ bus purchase from 30 electric buses to 32 CNG buses
- Program City of Conroe's \$4.5M FTA Section 5339 'Low-No' Emissions bus purchase in FY 2025 with TDCs



# ***2025-2028 TIP Amendments***

- Program Harris County Transit's \$710K FTA Section 5310 Mobility Management & RIDES Program in FY 2025 with TDCs
- Program (5) Gulf Coast Transit District FY 2020 and FY 2023 FTA Section 5307, 5310 & 5339 Houston UZA capital, operating & planning projects with \$666K in FY 2025 with TDCs
- Modify the scope and funding of (11) FY 2025 Gulf Coast Transit District Houston UZA FTA Section 5307, 5310 & 5339 capital, operating & planning projects

# Action Requested

- Transportation Advisory Committee recommendation for Transportation Policy Council approval of Resolutions 2025-06 and 2025-07



# Project Selection Process Update



**Transportation Advisory Committee  
January 15, 2025**



Investment Category	Funding Instructions	Description and Purpose (“Identify, develop, and fund...”)
Regional Goods Movement	12%	Projects that most effectively enhance or improve safe and reliable freight mobility throughout the region.
Major Projects	30%	Projects that are regional in scope, most effectively address goals and priorities of the Transportation Policy Council or identified in the Regional Transportation Plan and exceed \$100 million in total estimated costs.
High-Growth Area Needs	25%	Projects that most effectively address mobility, accessibility, and congestion mitigation needs in areas experiencing rapid or significant growth in population or other demographic measures, economic development, travel demand, or other indicators identified by local agencies.
Operational Improvements & Congestion Management	13%	Projects that most effectively deliver traffic management and other operational improvements, as well as mitigate current congestion.
Resiliency & State of Good Repair	5%	Projects that most effectively help the transportation system avoid or recover quickly from events that create delays, closures, or other impacts, and projects that provide maintenance of current transportation facilities and services.
Transit	7.5%	Projects that most effectively provide, expand, or enhance transit infrastructure throughout the region.
Active Transportation	7.5%	Projects that most effectively enhance or improve walking and bicycling for essential trip-making in the region.
Safety **	\$30M Per Year	Projects that most effectively will reduce or eliminate crashes that result in fatalities and serious injuries.

# Next Steps

Selection Process Steps	Month
✓ Criteria questionnaires	February 2024
✓ Evaluation scoring & ranking	March-May
✓ Evaluation score validation final criteria scores	June-July
✓ Benefit-cost analysis (BCA)	August
✓ Benefit-cost analysis (BCA) assessment	September/October
✓ BCA validation, draft final scores ranking	October
✓ Project readiness	November – December
✓ BCA validation & final draft ranking	December
▪ Draft recommendation	January 2025
▪ Anticipated approval	February 2025

# Draft Recommendations

- TxDOT Beaumont District and Local governments projects are recommended for funding award until the funding instructions are met for each category
- TxDOT Houston District sponsored projects are not recommended due to priority programming approved by TPC in June 2024
- Remaining projects on the draft ranked list of project are recommended for consideration of listing in the RTP
  - Projects listed in the RTP may continue project development and seek federal approvals such as environmental clearance



# TxDOT Houston Funding Request

- Received as part of the TIP development process
- Concurrent request of new projects in the current project selection effort
  - Category 2 - Metropolitan and Urban Corridor Projects
  - Category 5 – Congestion Mitigation and Air Quality
- TPC approved TxDOT Houston District's request in June 2024

# Major Projects Recommendation

<i>Sponsor</i>	<i>Project Title</i>	<i>Total Score</i>	<i>Rank</i>	<i>Fiscal Year</i> *	<i>Project Cost (YOE)</i>
Montgomery County	IH 45 Ramp Improvements at Hardy toll Rd, SH 99 and Woodlands Pkwy	183	1	2032	\$219,523,950
TxDOT Beaumont District	SH 146 Widening from IH 10 to Cedar Bayou	119	10	2034	\$150,000,000
				Total	\$369,523,950
Montgomery County	Magnolia Relief Route from FM 1488 to SH 249	158	4	2033	\$58,865,355

Construction phase fiscal year is based on project readiness assessment and fiscal capacity. Projects may be advanced if fiscal capacity is available and major project readiness milestones are met.

# High Growth Area Needs Projects Recommendation

<i>Sponsor</i>	<i>Project Title</i>	<i>Total Score</i>	<i>Rank</i>	<i>Fiscal Year*</i>	<i>Project Cost (YOE)</i>
Brazoria County	Pearland Parkway Extension from Dixie Farm to FM 2351	161	1	2034	\$56,036,128
Fort Bend County	Construction of SH 99 Seg-D frontage roads	146	3	2030	\$31,055,020
Montgomery County	SH 99 Seg-G Eastbound frontage road	136	5	2030	\$4,105,707
Brazoria County	County Road 100 Extension from County Road 113 to SH 35	130	8	2034	\$25,514,049
Harris County	Barker Cypress Widening from Queenston Blvd to North of US 290	127	9	2032	\$88,814,657

\*Construction phase fiscal year is based on project readiness assessment and fiscal capacity. Projects may be advanced if fiscal capacity is available and major project readiness milestones are met.



# High Growth Area Needs Projects Recommendation

<i>Sponsor</i>	<i>Project Title</i>	<i>Total Score</i>	<i>Rank</i>	<i>Fiscal Year*</i>	<i>Project Cost (YOE)</i>
City of Conroe	Foster Drive widening from S Frazier St. to N Porter Rd.	123	11	2031	\$37,294,869
City of Mont Belvieu	Eagle Drive widening from FM 565 to SH 146	122	12	2030	\$47,297,746
				Total	\$290,118,176

\*Construction phase fiscal year is based on project readiness assessment and fiscal capacity. Projects may be advanced if fiscal capacity is available and major project readiness milestones are met.

# Operational Improvements and Congestion Management Projects Recommendation

<i>Sponsor</i>	<i>Project Title</i>	<i>Total Score</i>	<i>Rank</i>	<i>Fiscal Year*</i>	<i>Project Cost (YOE)</i>
Harris County	Harris County Precinct 1 Signal Replacements	175	1	2028	\$15,626,690
Metro	Optimization of Bus Operations (Toolbox of Improvements) on 82-Westheimer	175	2	2029	\$46,702,929
City of Mont Belvieu	Construction of Traffic Management Center	174	3	2027	\$3,503,960
Harris County	Fairmont Parkway Access Management and Safety Improvements	124	6	2031	\$85,398,709
Fort Bend County & Brazoria County	E Dallas St./County Road 59 Widening from FM 521 to County Road 48	127	7	2033	\$53,274,526
<p>*Construction phase fiscal year is based on project readiness assessment and fiscal capacity. Projects may be advanced if fiscal capacity is available and major project readiness milestones are met.</p>				<b>Total</b>	<b>\$204,506,815</b>

# Resiliency and State of Good Repair Projects Recommendation

<i>Sponsor</i>	<i>Project Title</i>	<i>Total Score</i>	<i>Rank</i>	<i>Fiscal Year*</i>	<i>Project Cost (YOE)</i>
City of Houston	Lower Westheimer Road Reconstruction from Montrose Blvd to Main St.	160	1	2033	\$34,543,583
City of Galveston	33 <sup>rd</sup> St. Intersection Signalization project at Seawall Blvd	150	2	2027	\$613,193
City of Sugar Land	Williams Trace Blvd Reconstruction from Lexington Blvd to SH 6	118	6	2030	\$20,391,679
				Total	\$55,548,455

\*Construction phase fiscal year is based on project readiness assessment and fiscal capacity. Projects may be advanced if fiscal capacity is available and major project readiness milestones are met.

# Transit Projects Recommendation

<i>Sponsor</i>	<i>Project Title</i>	<i>Total Score</i>	<i>Rank</i>	<i>Fiscal Year*</i>	<i>Project Cost (YOE)</i>
Metro	Northline Transit Center	152	1	2029	\$45,016,157
				<b>Total</b>	<b>\$45,016,157</b>

\*Construction phase fiscal year is based on project readiness assessment and fiscal capacity. Projects may be advanced if fiscal capacity is available and major project readiness milestones are met.










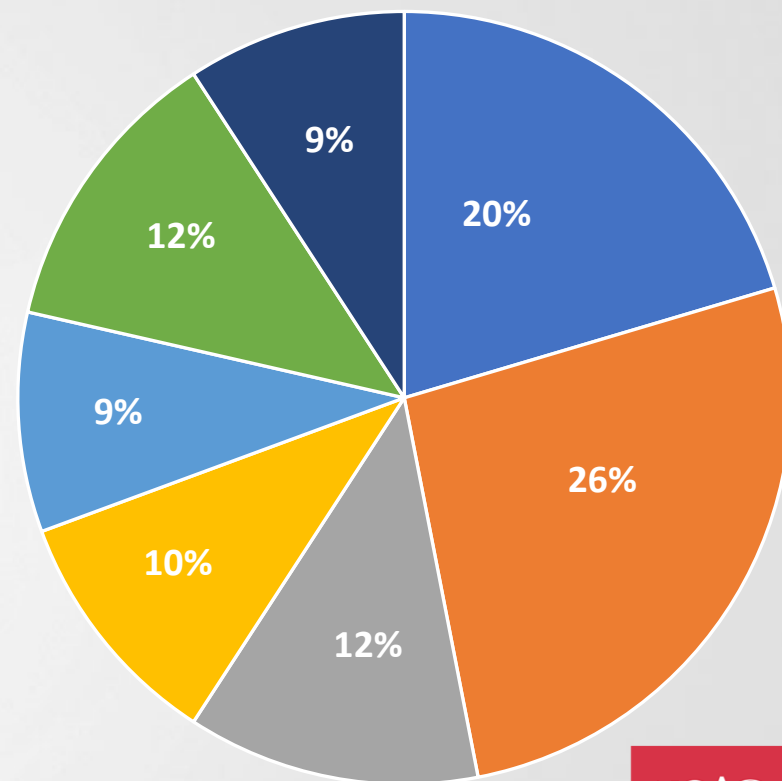
# Draft Recommended Projects

Category	Federal (\$M)	State/Local Match (\$M)
Major Projects	\$296	\$74
High Growth Area Needs	\$232	\$58
Operational Improvements and Congestion Management	\$164	\$40
Resiliency and State Of Good Repair	\$44	\$11
Transit	\$45	\$0
Active Transportation	\$0	\$0
<b>Total (\$965)</b>	<b>\$781</b>	<b>\$184</b>



# Category Analysis – Includes COSD, RGM, Out of Cycle, and PSP Recommendations

	Category	Programming Amount
	Major Projects	20%
	High Growth Area Needs	26%
	Regional Goods Movement	12%
	Operational Improvements and Congestion Management	10%
	Resiliency and State Of Good Repair	9%
	Transit	12%
	Active Transportation*	9%
	<b>Total \$2.71B Without Safety</b>	<b>100%</b>
\$30M/Year Safety not included in percentage calculation		



\*Pending project selection process.

# Draft Recommendations online

The screenshot shows the H-GAC website at the URL [h-gac.com/transportation-project-selection-process](https://h-gac.com/transportation-project-selection-process). The page features a navigation menu with categories like 'PROGRAMS & SERVICES', 'ABOUT H-GAC', 'CALENDAR', 'FUNDING OPPORTUNITIES & RESOURCES', 'H-GAC FINANCES', and 'PROCUREMENT'. A 'Contact Information' sidebar on the right is highlighted with a green box, containing contact details for Vishu Lingala. The main content area includes a 'Draft Project Recommendations' section with a bulleted list of project types.

**On This Page**

[About the Transportation Project Selection Process](#) | [Submit Your Project\(s\) for Consideration](#) | [How to Submit](#)

## About the Transportation Project Selection Process

H-GAC conducts a **Project Selection Process** that assesses projects' proposed alignment with the goals from the 2045 RTP Update, federal requirements, and guidance from the H-GAC's Transportation Policy Council.

H-GAC has developed eight investment categories described below that translate the diverse goals, priorities, and requirements into discrete groupings of projects. H-GAC utilizes a combination of the investment category focused criteria, planning factors, and a cost-benefit analysis for project scoring.

View the [Draft H-GAC Transportation Project Selection Process Handbook](#) for more information.

[Transportation Project Questionnaires Search](#)

## Submit Your Project(s) for Consideration

To have your project(s) participate in H-GAC's selection process, you'll need to first complete our [Statement of Project Interest form](#).

Eligible sponsors may submit potential projects for consideration by submitting basic project information as statements of projects interests on a

### Contact Information

Would you like to contact us about this topic? Please contact:

Vishu Lingala  
[Vishu.Lingala@h-gac.com](mailto:Vishu.Lingala@h-gac.com)  
713-993-4561

### Draft Project Recommendations

- Major Projects
- High Growth Area Needs
- Operation Improvements and Congestion Management
- Resiliency and State of Good Repair
- Transit

# Next Steps

Selection Process Steps	Month
✓ Criteria questionnaires	February 2024
✓ Evaluation scoring & ranking	March-May
✓ Evaluation score validation final criteria scores	June-July
✓ Benefit-cost analysis (BCA)	August
✓ Benefit-cost analysis (BCA) assessment	September/October
✓ BCA validation, draft final scores ranking	October
✓ Project readiness	November – December
✓ BCA validation & final draft ranking	December
▪ Draft recommendation	January 2025
▪ Anticipated approval	February 2025



# Action Requested

- For Information and discussion only

# Contacts



Vishu Lingala

[Vishu.Lingala@H-GAC.com](mailto:Vishu.Lingala@H-GAC.com)

713-993-4561

# Programming & Available balances - Cumulative 2035

Cumulative 2035			
Category	Authorized	Programming	Balance
Cat 5	\$1,399,866,113	\$1,084,371,214	\$315,494,899
Cat 7	\$2,477,957,066	\$2,135,419,190	\$342,537,876
Cat 9	\$290,319,344	\$111,843,145	\$178,476,199
Cat 10 CRP	\$330,921,873	\$188,719,366	\$142,202,507
Total	\$4,499,064,396	\$3,520,352,915	\$978,711,481

# Programming & Available balances - Cumulative 2034

Cumulative 2034			
Category	Authorized	Programming	Balance
Cat 5	\$1,303,682,094	\$1,084,371,214	\$219,310,880
Cat 7	\$2,299,569,445	\$2,085,419,190	\$214,150,255
Cat 9	\$269,745,737	\$111,843,145	\$157,902,592
Cat 10 CRP	\$307,031,683	\$188,719,366	\$118,312,317
Total	\$4,180,028,959	\$3,470,352,915	\$709,676,044










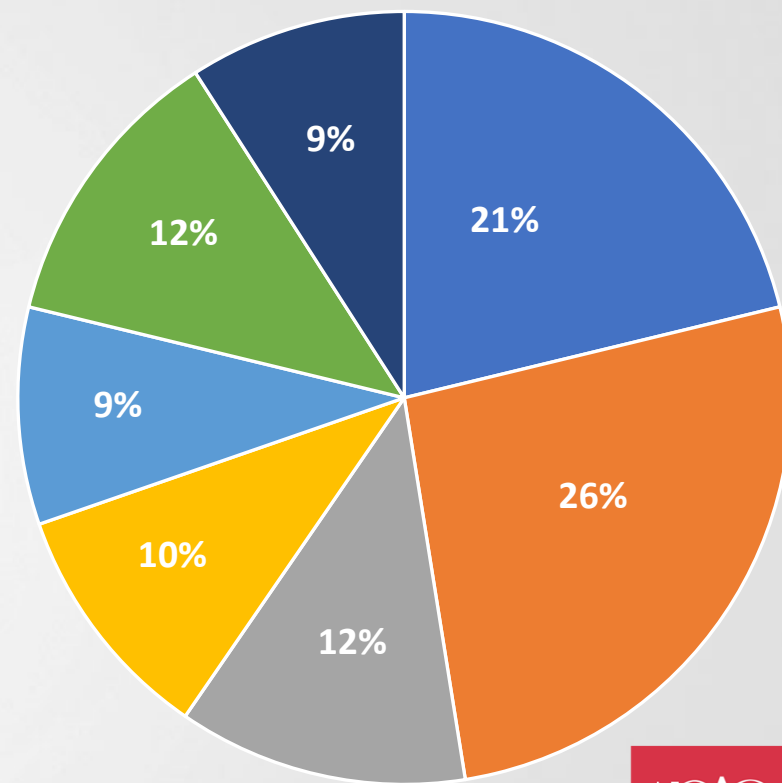
# Recommended Projects

Category	Federal (\$M)	State/Local Match (\$M)
Major Projects	\$342	\$85
High Growth Area Needs	\$232	\$58
Operational Improvements and Congestion Management	\$164	\$40
Resiliency and State Of Good Repair	\$44	\$11
Transit	\$45	\$0
Active Transportation	\$0	\$0
<b>Total (\$1.02B)</b>	<b>\$828</b>	<b>\$196</b>



# Category Analysis – Includes COSD, RGM, Out of Cycle, and PSP Recommendations

	Category	Programming Amount
	Major Projects	21%
	High Growth Area Needs	26%
	Regional Goods Movement	12%
	Operational Improvements and Congestion Management	10%
	Resiliency and State Of Good Repair	9%
	Transit	12%
	Active Transportation*	9%
	<b>Total \$2.71B Without Safety</b>	<b>100%</b>
\$30M/Year Safety not included in percentage calculation		



\*Pending project selection process.

# Selection Process Steps

- Sponsors submitting updated Statements of Project Interests
- Staff published evaluation criteria
- Submitting evaluation criteria questionnaires
- Draft criteria scores
- Validated criteria scores
- Published criteria scores
- Submitted Benefit-Cost Analysis

# Selection Process

- All projects that scored  $>50$  points in evaluation criteria were scored for BCA
- Total Benefits/Total Cost
  - B/C ratios ranged from 0.1 to  $> 100.0$
  - Covert benefit/cost ratios  $> 1.0$  in to points 0 -100
- Validated all Benefits-Cost ratios and assigned BCA scores



# Total Score






- Combined BCA with evaluation criteria scores
- Sorted from highest to lowest
- Projects ranked
- Posted ranked lists of projects for each Investment Category

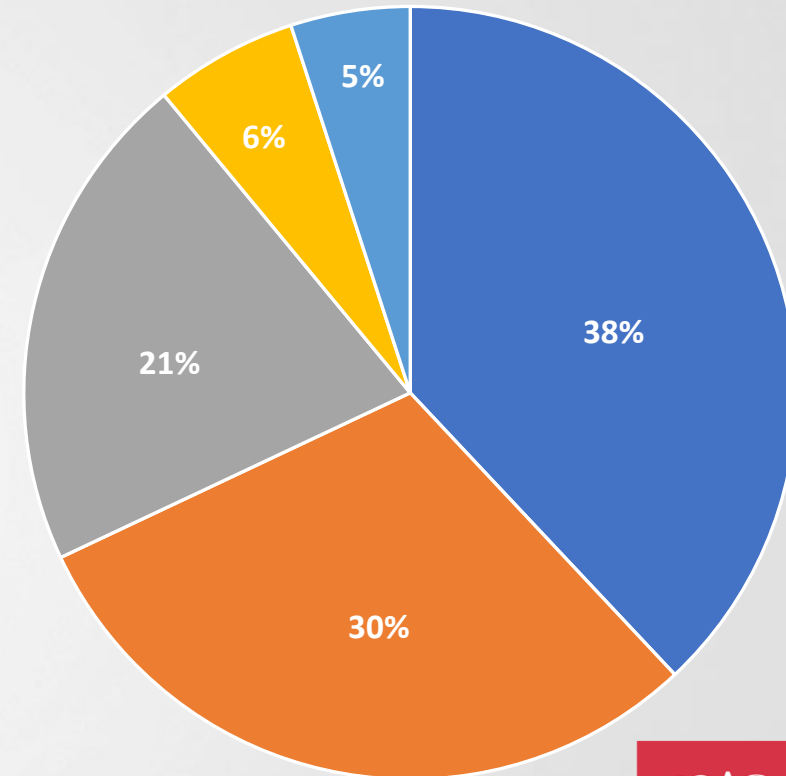
# Funding Recommendations by Category

Category	Remaining Funding Instruction Amounts	Selection Process Recommendations	Percentages
Regional Goods Movement		\$150,531,795*	
Major Projects	\$340,000,000	\$369,523,950	38%
High Growth Area Needs	\$290,000,000	\$290,118,176	30%
Operational Improvements and Congestion Management	\$170,000,000	\$204,506,815	21%
Resiliency and State Of Good Repair	\$50,000,000	\$55,548,455	6%
Transit	\$75,000,000	\$45,016,157	5%
Active Transportation	\$75,000,000	\$0	0%
Total	\$1,000,000,000	\$964,713,553	100%
Safety	\$300,000,000		
*Current programming is \$179,729,586			



# Recommended Projects Summary by Category

	Category	Programming Amount
	Major Projects	38%
	High Growth Area Needs	30%
	Operational Improvements and Congestion Management	21%
	Resiliency and State Of Good Repair	6%
	Transit	5%
	<b>Total (\$965M)</b>	<b>100%</b>



# Selection Process Update

- ✓ Screened out RTP only projects
- ✓ Completed project readiness with project sponsors
- ✓ Posted revised ranking list at <https://www.h-gac.com/transportation-project-selection-process>
- ✓ Reviewed funding eligibility for project types
- ✓ Applied funding instructions from TPC
- Prepare recommendation for TAC and TPC consideration
  - TIP , 10-Year Plan, RTP

# Benefit-Cost Scoring Method

- BCA Scoring Method 3:
  - Projects with  $BCR > 1.0$  were sorted from high to low
  - Projects with a  $BCR > 10$  were assigned 100 points (max)
  - Projects with a BCR from 6.0-10.0 were assigned 75 points
  - Projects with a BCR from 3.0-6.0 were assigned 50 points
  - Projects with a BCR from 1.0-3.0 were assigned 25 points
  - $BCR < 1.0$  was assigned 0 points (lowest)





# Item 9: Safety Performance Measures and Proposed Measures



# Background



- The Houston-Galveston Area Council and Texas Department of Transportation are required to annually submit safety performance measures to the Federal Highway Administration.
  - The MPO supports the State's Safety Performance Measures.
- The five safety performance measures are listed below:
  - Number of Fatalities
  - Rate of Fatalities (per 100 million vehicle miles traveled)
  - Number of Serious Injuries
  - Rate of Serious Injuries (per 100 million vehicle miles traveled)
  - Number of non-motorized fatalities and serious injuries

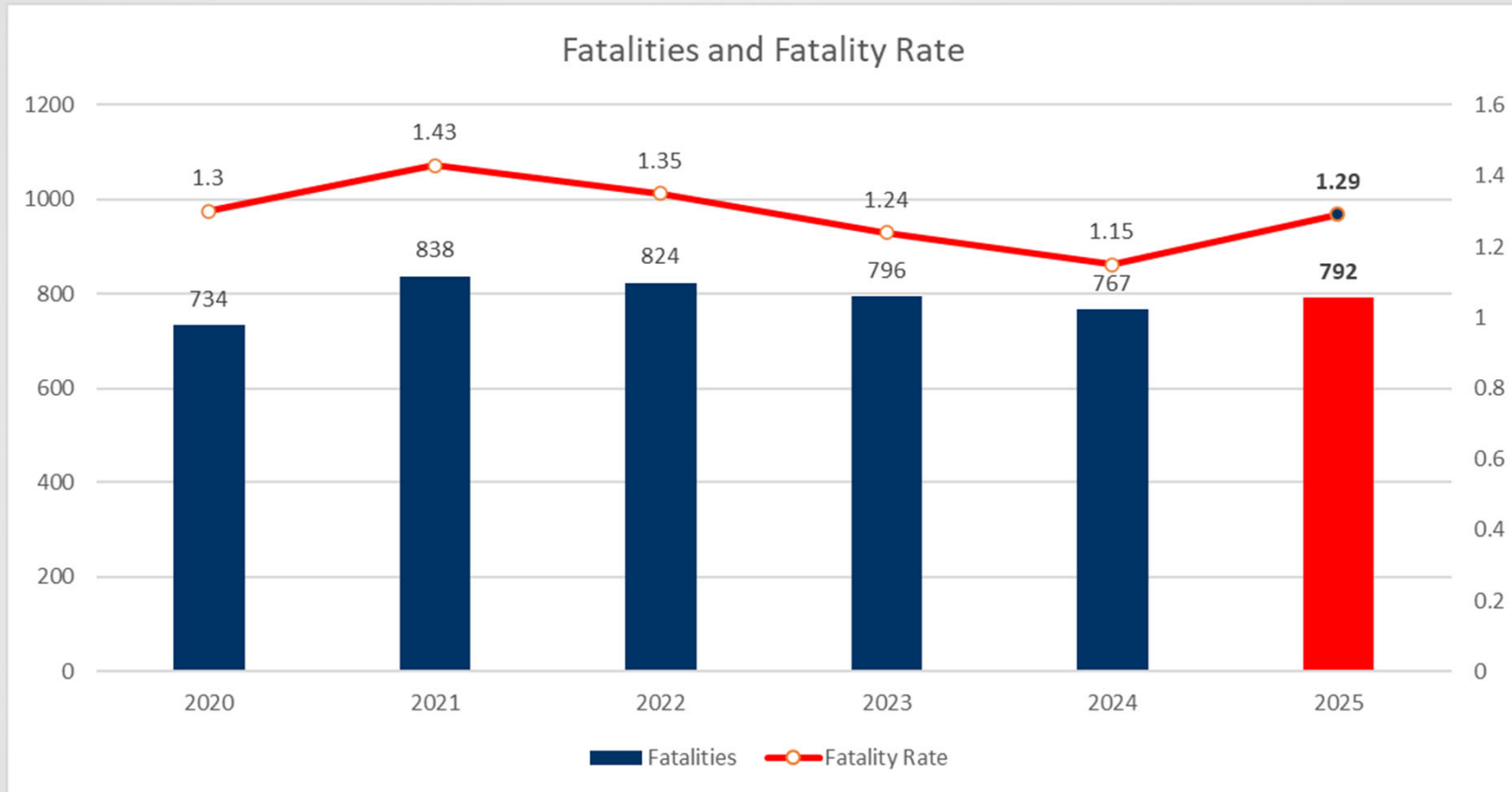


# 2024 Performance Proposed Measures v. Actuals

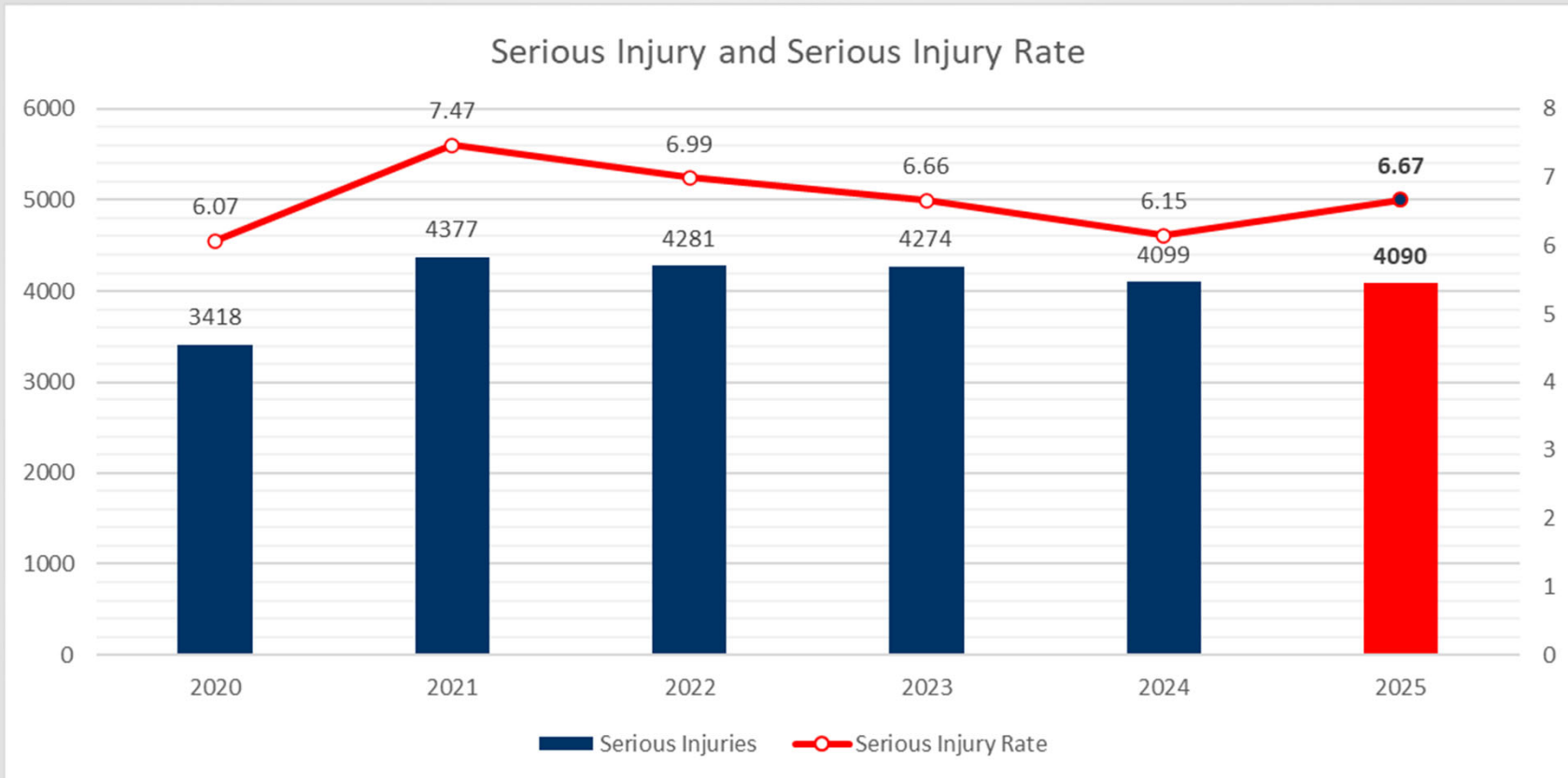


Measure	2024 Proposed Measures	2024 Actuals
Fatalities	765	767
Fatality Rate	1.25	1.15
Serious Injuries	3,911	4,099
Serious Injury Rate	6.41	6.15
Non-motorized fatalities and serious injuries	764	821

# Fatalities

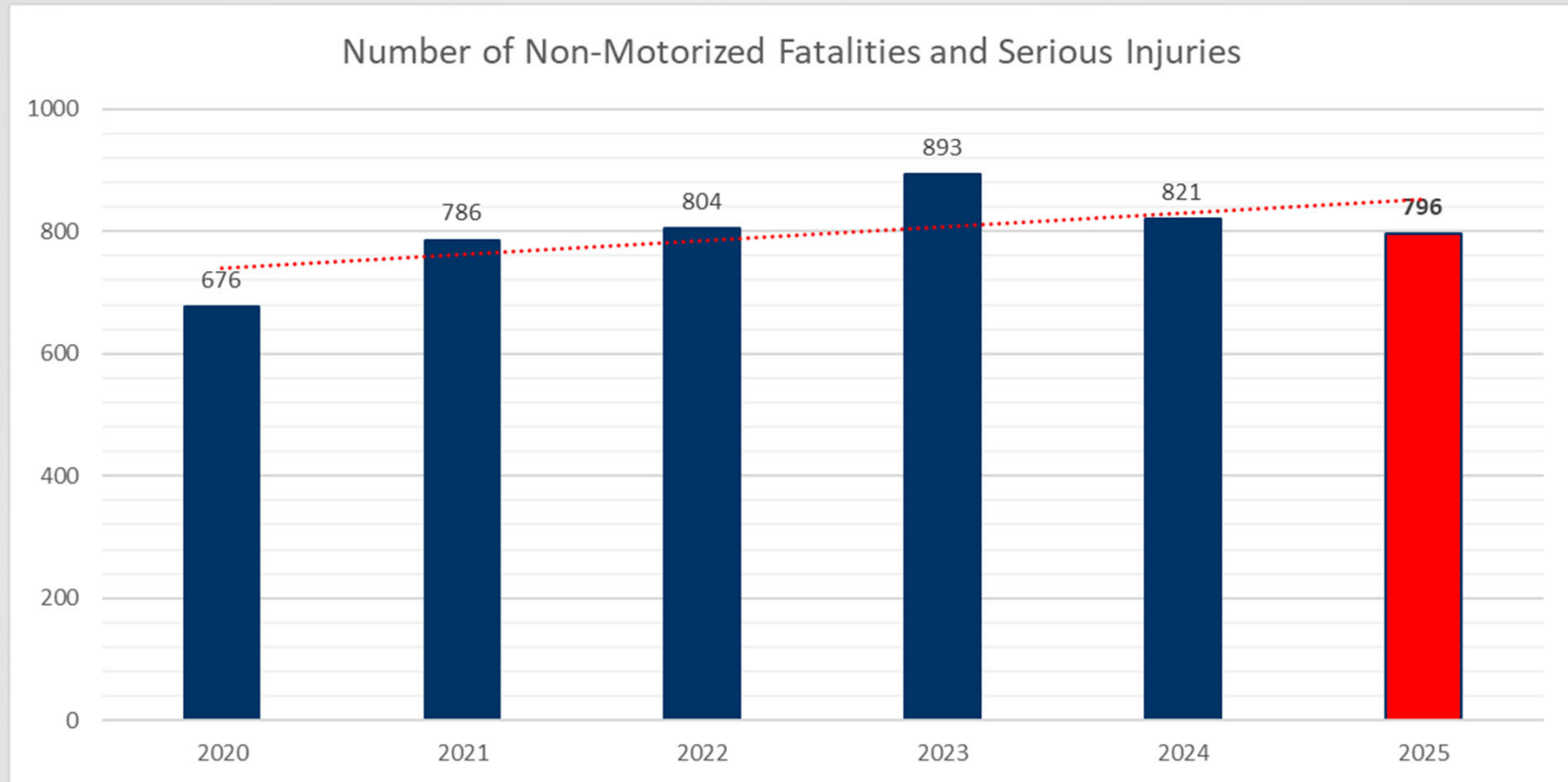


# Serious Injuries





# Non-Motorized Fatalities and Serious Injuries



# 2025 Performance Proposed Measures



Measure	Targets
Fatalities	792
Fatality Rate	1.29
Serious Injuries	4090
Serious Injury Rate	6.67
Non-motorized fatalities and serious injuries	796

# What are we doing? What do we plan to do?



## Current

- Transportation Safety Committee
- Tow and Go
- \$30m annual safety project funds
- Vision Zero Policy
- Road Safety Audits (RSAs)
- ITS Architecture Update
- Hurricane Evacuation
- Safety programs
  - Regional Safety Campaign
  - Teen Driver Safety
  - Youth Traffic Safety

## Going Forward

- Safety Action Plans
- State of Safety Report Revamp
- Congestion Management Plan
- 2050 Regional Transportation Plan
- Safety Updates to TAC/TPC

# Questions/Comments

- Stephen Keen
  - Senior Planner
  - [stephen.keen@h-gac.com](mailto:stephen.keen@h-gac.com)
  - 713-993-4574







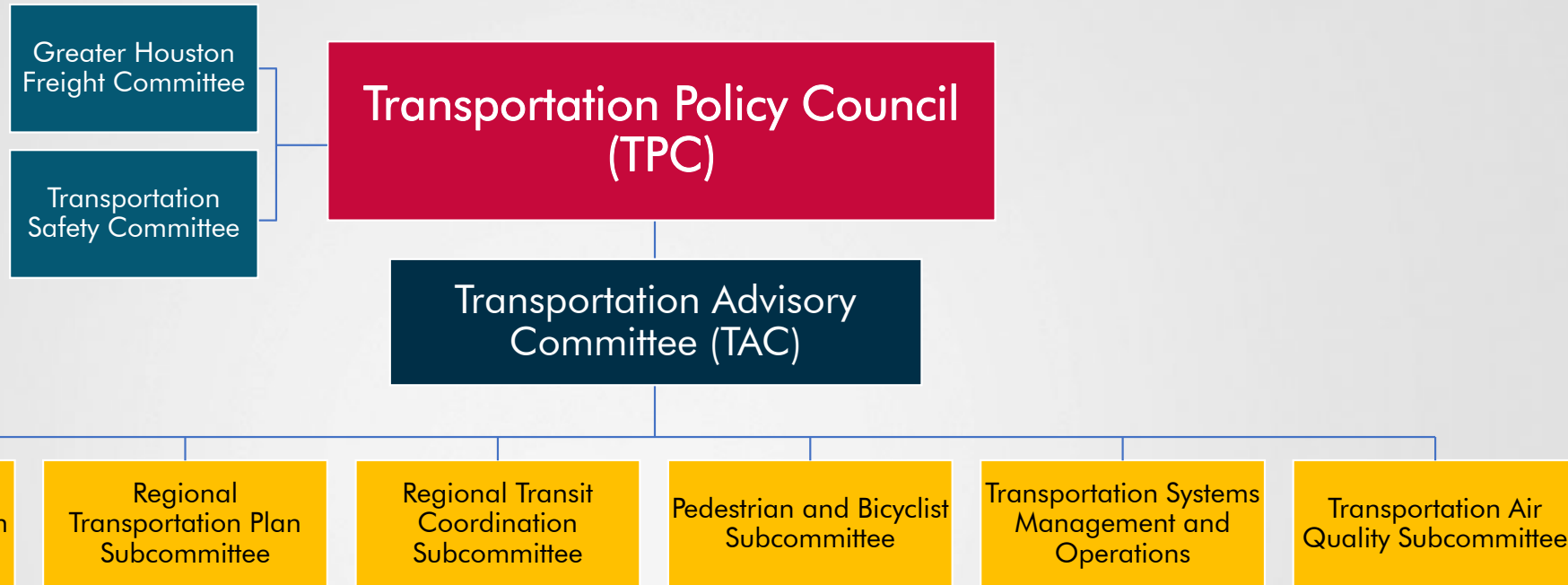
# 10. 2025 TAC NOMINATING COMMITTEE AND NOMINATION PROCESS



Transportation Advisory Committee  
January 15, 2025



# MPO Committee Structure



# Nomination Process



Recommend membership for:

- TAC Officers: Chair, 1st Vice Chair, and 2nd Vice Chair
- TAC Subcommittees:
  - Pedestrian-Bicyclist Subcommittee (22 Members)
  - Regional Transportation Plan Subcommittee (23 Members)
  - Regional Transit Coordination Subcommittee (18 Members)
  - Transportation Air Quality Subcommittee (19 Members)
  - Transportation Improvement Program Subcommittee (22 Members)
  - Transportation Systems Management and Operations (17 Members)

<https://www.h-gac.com/getmedia/7f66779d-cf75-40dc-a38e-849d56fcb730/TAC-Subcommittees-Bylaws.pdf>

# Nominating Committee



- Perri D'Armond, Chair
- Amy Skicki
- Wael Tabara
- David Wurdlow
- Brian Alcott

# Timeline



February 19, 2025:

- First Meeting of the 2025 Transportation Advisory Committee

February 20, 2025:

- H-GAC staff distribute form soliciting nominations from TAC Members

March 7, 2025:

- Nominations due

March 19, 2025:

- Transportation Advisory Committee action recommended slate of nominees





# Item 11. Future Amendments to 2025-2028 TIP



**Transportation Advisory Committee**  
**January 15, 2025**



# ***Future 2025-2028 TIP Amendments***

- Program TxDOT Houston District's SH 99 direct connectors construction at IH 45 North (MPO ID 15591) with \$47.4 of State Toll funding in FY 2027 at TxDOT's request.

# *Action Requested*

- Review and discussion only