

**Regional Transit Coordination (RTC)
Subcommittee Meeting
Houston-Galveston Area Council
Online Meeting/Conference Call
Thursday April 8, 2021
9:30-11:00 AM**

Agenda

1. Introductions and Certification of Quorum (9) – Perri D’Armond, Fort Bend County Transit, Chair
2. Public Comments
3. Action Items:
 - 3.1 Adoption of Agenda
 - 3.2 Election of Subcommittee Officers
 - 3.3 Approval of RTC Subcommittee Meeting Minutes of January 14, 2021
 - 3.4 Approval of RTC Subcommittee Special Call Meeting Minutes of March 11, 2021
 - 3.5 Endorsement of Regional Public Transportation Agency Safety Plan Targets – Alan Rodenstein, H-GAC
4. Information Items: (15 minutes or less each)
 - 4.1 Review of Subcommittee Purpose and Duties – Jamila Owens, H-GAC
 - 4.2 Updated Results of Survey of Effects of Coronavirus Pandemic on Regional Transit Providers – Thomas Gray, H-GAC
 - 4.3 Regional Transit Connectivity (formerly Regional Fare) Workgroup Update – Thomas Gray, H-GAC
 - 4.4 Regional Transit Connectivity Project – Trip Planner Update – Randy Frazier, METRO
 - 4.5 2021 Call for Transit Projects Criteria – Vishu Lingala, H-GAC
 - 4.6 Federal and State Legislation Update – Alan Rodenstein, H-GAC
5. Agency Reports (5 minutes or less each)

Next RTC Subcommittee Quarterly Meeting: July 8, 2021

Election of Subcommittee Officers

Section E of the Bylaws and Operating Procedures of the Transportation Advisory Committee's Subcommittees (amended 5/13/2020) reads:

Each subcommittee shall elect a Chair and Vice-Chair, each to serve for a term of one year and no more than 2 consecutive years in any single position. Elections shall be held at the first meeting of each calendar year after the appointment of the subcommittee. Preferably, the Chair and Vice-Chair will be members of the TAC. The current Chair shall bring before the subcommittee a slate of officers for consideration. In the event the Chair is unable to serve the entire term of office, the Vice Chair shall succeed to the office of Chair and the new Chair shall appoint a subcommittee member to serve as Vice Chair for the remainder of the term. This appointment shall be subject to approval by the majority of the subcommittee members present at the next called meeting.

This is the first meeting of the Regional Transit Coordination Subcommittee following its appointment by the TAC. The incumbent Chair and Vice-Chair have both served one out of the maximum of two years in their roles as Officers.

Per the Bylaws, the incumbent Chair has brought before Subcommittee the following slate of officers for consideration:

Chair: Perri D'Armond, Fort Bend County Transit
Vice-Chair: Sarah Brown Coulter, The Woodlands Township

The Subcommittee may vote on this slate or make nominations for other members to serve as Officers. In order to be elected, Officer candidates require the approval of the majority of the Subcommittee members present at the meeting.

REGIONAL TRANSIT COORDINATION SUBCOMMITTEE

MEETING MINUTES

Thursday, January 14, 2021 – 9:30-11:00am
Houston-Galveston Area Council
Virtual Meeting

MEMBERS PRESENT

Perri D'Armond – Fort Bend County Transit (Chair)
Kenneth Brown – METRO
Vernon Chambers – Harris County Transit
Sarah Coulter – The Woodlands Township (Vice Chair)
De'Andre Guin – City of Conroe
Ted Ross – Connect Transit
Monique Johnson – City of Sugar Land
Sharon Moses-Burnside – City of Houston
Cornelius Blackshear – United Way of Greater Houston
Elijah Williams – Energy Corridor District
Ashley Johnson – LINK Houston

ALTERNATES PRESENT

Ken Fickes – Harris County Transit
Rebecca Reyna – Greater Northside District

OTHERS PRESENT

Brenda Bustillos – TxDOT
Travis Madison – TxDOT
Darla Walton – TxDOT
Stephanie Broaddus – TxDOT
Paula Haley-Polk – TxDOT
Kimberly Judge – City of Dayton
Thomas Kuczynski – Fort Bend County Transit
Joseph Bolletino – City of Conroe
Steve Atchinson – Red Cross
(Plus other unidentified listeners)

H-GAC STAFF PRESENT

Jamila Owens
Thomas Gray
Alan Rodenstein
Adam Beckom
Karen Owen
Donte Green
Deborah Mayfield
Patrick Mandapaka
Lucinda Martinez

BRIEFING

Overview

Due to the Coronavirus (COVID-19) pandemic and the need to maintain social distance, RTCS Members and Alternates met virtually by teleconference. The Subcommittee received updates on a variety of topics, including the Regionally Coordinated Transportation Plan (RCTP), Public Transit Agency Safety Targets, the Congestion Management Process (CMP), information about the TAC and TAC Subcommittee nomination and election process, the proposed Regional Fare System, and the ongoing monthly survey of the pandemic's effect on regional transit providers. Other topics included a demonstration of General Transit Feed Specifications (GTFS) data in Google Maps, and Fort Bend County Transit's contribution to the regional #SitSafe campaign aimed at encouraging people to return to using transit.

INTRODUCTIONS AND CERTIFICATION OF QUORUM

ITEM 1 – Ms. Perri D'Armond, Chair, Fort Bend County Transit, convened the meeting at 9:32 AM. Roll was called by H-GAC staff and quorum was certified.

PUBLIC COMMENT

ITEM 2 – There were no public comments presented to the Subcommittee.

ACTION ITEMS

ITEM 3.1 – Adoption of Agenda

Ms. D'Armond requested a motion to adopt the agenda.

Action Item Motion: moved by Vernon Chambers, seconded by Ashley Johnson. Action Item Approved.

ITEM 3.2 – Approval of Meeting Minutes

Ms. D'Armond requested a motion to approve the summary of the July 9, 2020 Subcommittee meeting.

Action Item Motion: moved by Sarah Coulter, seconded by De'andre Guin. Action Item Approved.

INFORMATION ITEMS

ITEM 4.1 – Regionally Coordinated Transportation Plan (RCTP) Update: Vision, Goals and Objectives – Alan Rodenstein, H-GAC

Mr. Rodenstein provided a status update to the Subcommittee regarding the Regionally Coordinated Transportation Plan (RCTP), including background, project scope and next steps. The first meeting of the RCTP Steering Group was held on January 7th.

Ken Fickes clarified to the Subcommittee that the RCTP includes all 13 counties in the H-GAC service area, not just the 8 counties of the MPO.

ITEM 4.2 – Public Transportation Agency Safety Targets – Alan Rodenstein, H-GAC

Mr. Alan Rodenstein updated the Subcommittee regarding Public Transit Agency Safety Targets. There were no questions or comments.

ITEM 4.3 General Transit Feed Specification (GTFS) Update and Demonstration – Chris Whaley and Donte Green, H-GAC

Mr. Donte Green presented the Subcommittee with information about General Transit Feed Specification (GTFS) data, including what it is and how it can help riders use transit more effectively. Mr. Green demonstrated how GTFS works on Google Maps using a Conroe Connection bus route as an example. H-GAC has completed work on the GTFS feed for Conroe and is currently working on feeds for Harris County Transit and the Brazos Transit District.

Discussion followed the presentation. Ashley Johnson asked when H-GAC would complete work on the GTFS feeds for all regional agencies. Mr. Green responded that staff is working as quickly as possible but that there is no set completion date. Brenda Bustillos remarked that TxDOT is incorporating GTFS data into the TxDOT ConnectSmart platform. Vernon Chambers noted that GTFS feeds are complete for Harris County Transit's Baytown, LaPorte and Crosby routes but work continues on feeds for the newer Cloverleaf, Woodforest and Channelview routes. Perri D'Armond noted that Google Maps still does not correctly show the location of Fort Bend County Transit's new operations facility.

ITEM 4.4 – Updated Results of Survey of Effects of Coronavirus on Regional Transit Providers – Thomas Gray, H-GAC

Mr. Gray presented the results (through November 2020) of the survey to the Subcommittee, which most of the region's transportation providers have participated in. The survey continues to track changes in ridership brought on by the pandemic as well as changes in service and other mitigation measures providers have implemented in response. The survey will be sent to providers on a monthly basis over the course of the Coronavirus pandemic.

Perri D'Armond said that she appreciated knowing what other regional agencies were doing during the pandemic.

ITEM 4.5 – Fort Bend County SitSafe Campaign – Tom Kuczynski, Fort Bend County Transit

Mr. Thomas Kuczynski discussed Fort Bend County Transit's response to the pandemic, including their efforts to restore rider confidence as part of the regional #SitSafe campaign. This includes bus cleaning protocols using the HALOMIST system. A video narrated by Ms. D'Armond was shown to the Subcommittee.

Discussion followed the presentation. Sharon Moses-Burnside asked how often each bus is cleaned. Mr. Kuczynski answered that Fort Bend County Transit cleans each of their buses overnight. Ms. D'Armond added that each bus takes about 20 minutes to clean, and that the HALOMIST process leaves no odor or residue.

ITEM 4.6 Summary of Public Comments for the Congestion Management Process Update – Alan Rodenstein, H-GAC

Mr. Rodenstein presented the Subcommittee with information about public comments received for the Congestion Management Process (CMP) 2020 Update. TAC and TPC will review these public comments in January and are expected to approve the CMP in February. It will then be submitted to TxDOT and the FHWA. There were no questions or comments.

ITEM 4.7 – Timeline for 2021 TAC Member and TAC Subcommittee Nominations and Elections – Jamila Owens, H-GAC

Ms. Jamila Owens provided an update on the 2021 TAC Member and TAC Subcommittee nomination and election process and noted that the April meeting of the RTC Subcommittee could include new members.

Ken Fickes listed the members of the nominating committee and reminded Subcommittee members that attendance is an important consideration in nominating and selecting members.

ITEM 4.8 – Regional Fare System Update – Thomas Gray, H-GAC

Mr. Gray provided an update on the Regional Fare project. METRO and H-GAC are still working on agreement on the language in the Intergovernmental Agreement (IGA) between the two agencies. H-GAC is also still working on language in the Memorandum of Understanding (MOU) between all participating agencies and hopes to convene a Regional Fare workgroup soon to discuss the MOU.

Discussion followed the presentation. Ken Fickes asked for clarification between the IGA and the MOU. Mr. Gray and Ms. Owens explained that the IGA between H-GAC and METRO is the funding agreement and the MOU is the multi-agency planning agreement. Mr. Fickes noted that discussions about regional fare have been ongoing since 2004 with no result and emphasized the importance of transparency in the process.

AGENCY REPORTS

ITEM 5 – Ms. D'Armond invited Subcommittee members to briefly give updates on their agency efforts. Updates were provided by TxDOT, H-GAC, the City of Conroe and Harris County Transit. Steve Atchinson informed the Subcommittee that the American Red Cross is no longer providing transportation services and was thanked for his service to the Subcommittee. Ashley Johnson announced that LINK Houston has released a revised Equity in Transit report that should be of interest to Subcommittee members. It was recognized that Connect Transit was opening their new administration facility in Texas City concurrent to the RTCS meeting.

Ms. D'Armond adjourned the meeting at 10:56 AM.

Next RTCS Quarterly Meeting – April 8, 2021 (Tentative) H-GAC, 2nd Floor, Conference Room B/C

REGIONAL TRANSIT COORDINATION SUBCOMMITTEE

SPECIAL CALL MEETING MINUTES Thursday, March 11, 2021 – 10:30-11:00am Houston-Galveston Area Council Virtual Meeting

MEMBERS PRESENT

Perri D'Armond – Fort Bend County Transit (Chair)
Kenneth Brown – METRO
Vernon Chambers – Harris County Transit
Sarah Coulter – The Woodlands Township (Vice Chair)
Ted Ross – Connect Transit
Monique Johnson – City of Sugar Land
Sharon Moses-Burnside – City of Houston
Dave Lewis – Harris County Veterans Services

ALTERNATES PRESENT

Ken Fickes – Harris County Transit
Rebecca Reyna – Greater Northside District
Shawn Johnson – City of Conroe

OTHERS PRESENT

Brenda Bustillos – TxDOT
Travis Madison – TxDOT
Stephanie Broaddus – TxDOT
Paula Haley-Polk – TxDOT
Kimberly Judge – City of Dayton
Reggie Brown – METRO
Taslina Khandaker – Brazos Transit District
(Plus other unidentified listeners)

H-GAC STAFF PRESENT

Jamila Owens
Thomas Gray
Alan Rodenstein
Karen Owen
Ben Finley
Lucinda Martinez

BRIEFING

Overview

Due to the Coronavirus (COVID-19) pandemic and the need to maintain social distance, RTCS Members and Alternates met virtually by teleconference. This Special Call meeting was convened so that the Subcommittee could receive an update on the Public Transit Agency Safety Plan (PTASP). Other topics included an update of the ongoing monthly survey of the pandemic's effect on regional transit providers, and information about the TAC and TAC Subcommittee nomination and election process.

INTRODUCTIONS AND CERTIFICATION OF QUORUM

ITEM 1 – Ms. Perri D'Armond, Chair, Fort Bend County Transit, convened the meeting at 10:32 AM. Roll was called by H-GAC staff and quorum was certified.

PUBLIC COMMENT

ITEM 2 – There were no public comments presented to the Subcommittee.

ACTION ITEMS

ITEM 3.1 – Adoption of Agenda

Ms. D'Armond requested a motion to adopt the agenda. Mr. Thomas Gray pointed out that the agenda had been amended since its mail-out and that the Public Transit Agency Safety Plan was now an information item, rather than an action item.

Action Item Motion: moved by Vernon Chambers, seconded by Sarah Coulter. Action Item Approved.

INFORMATION ITEMS

ITEM 4.1 – Public Transportation Agency Safety Targets – Alan Rodenstein, H-GAC

Mr. Alan Rodenstein updated the Subcommittee regarding the Public Transit Agency Safety Plan (PTASP), its methodology, and next steps. It was explained that this item was moved from an action item to an information item because there were still issues with the Plan that needed to be resolved. The PTASP would come back before the Subcommittee for approval in April.

Discussion followed. Ms. D’Armond asked what issues with the PTASP were still outstanding. Mr. Rodenstein responded that staff wanted to include Island Transit (Galveston) in the averages, and that there were still discrepancies in the data based on agency reporting periods (one, two or five years).

Ken Fickes expressed appreciation that the PTASP had been moved to an information item for today’s meeting, as he did not want to vote on something without seeing it beforehand. He said that written policy and target goals for the PTASP need to be published and that he looked forward to being able to review an actual PTASP document, rather than just a Powerpoint.

Rebecca Reyna asked if it would be possible to require standard reporting periods for each agency. Mr. Rodenstein responded that, because this was the first time the PTASP was required, there was flexibility in the reporting requirements, but that standards may be enacted later. Vernon Chambers added that, because the region has different sizes and types of agencies, a “cookie-cutter” approach to reporting might not be ideal.

ITEM 4.2 – Update on Survey of Effects of Coronavirus on Regional Transit Providers – Thomas Gray, H-GAC

Mr. Gray informed Subcommittee members that, due to disruptions caused by the February freeze, a survey for January was not distributed. A survey encompassing both January and February would be distributed to transit agencies later this month. Mr. Gray expressed his continued appreciation to the transit agencies that have responded to the monthly survey, and said that the survey would continue even as the pandemic is expected to recede, because the region’s recovery from the pandemic is “part of the story.”

Discussion followed. Several local agencies discussed rider reaction to the federal mandate that masks continue be worn on transit, even though the Governor is no longer requiring them.

ITEM 4.3 – Timeline for 2021 TAC Member and TAC Subcommittee Nominations and Elections – Jamila Owens, H-GAC

Ms. Jamila Owens provided an update on the 2021 TAC Member and TAC Subcommittee nomination and election process. She noted that the April meeting of the Subcommittee will include a vote on Chair and Vice-Chair, and that Perri D’Armond and Sarah Coulter were eligible to serve one more year as Chair and Vice-Chair, respectively.

There were no questions or comments.

ADJOURNMENT

ITEM 5 – Ms. D’Armond invited Subcommittee members to remain for the first meeting of the Regional Fare Workgroup immediately following the meeting, adjourned the meeting at 11:03 AM.

Next RTCS Quarterly Meeting – April 8, 2021, 9:30 AM (Virtual)



PUBLIC TRANSPORTATION AGENCY SAFETY PLAN PERFORMANCE TARGETS

H-GAC is submitting its 2021 Public Transportation Agency Safety Plan (PTASP) seven performance targets as stipulated in 23 CFR 450.306 (d) (4), along with corresponding benchmarks. The resolution incorporating the Regional PTASP was passed by the Houston-Galveston MPO Transportation Policy Council on June 25, 2021. H-GAC is required to submit these regional targets to the Federal Highway Administration (FHWA) and Federal Transit Administration (FTA).

Tier I Methodology and Results

H-GAC has developed seven performance targets for the two tiers of regional agencies based on the transit agency submissions and allowable discretion. Tier I includes the Metropolitan Transportation Authority of Harris County (METRO) and Island Transit (Galveston). METRO prepared its own PTASP report. Their agency comprises approximately 95% of all total vehicle revenue miles in the Houston-Galveston, MPO. Island Transit received a waiver from the FTA from submitting a PTASP report, so its data is not included in the Tier I target. Therefore, for Tier I, METRO targets became the Tier I targets for the region, as did their benchmarks or baseline.

METRO has set an aspirational target of zero fatalities related to all of its three modes: rail, fixed route and demand response. However, its targets for injuries, incidents and Mean Distance Between Failures (MDBF) remain consistent with their five-year rolling averages between 2015 and 2019 as submitted to FTA along with its 2020 targets. In developing benchmarks, performance measures and targets, METRO used a scale of per 100,000 vehicle revenue miles. Results are captured below.

Tier II Methodology and Results

Five additional urban agencies comprise Tier II in the Houston-Galveston MPO. They are: Fort Bend Transit, Harris County Transit, The Woodlands Township, Gulf Coast Transit District, and Conroe Connection. H-GAC has developed seven performance targets for fixed route (including commuter service) and demand response service for this tier. The five agencies in Tier II used a consultant hired by TxDOT to complete their PTASP reports. All vehicle revenue miles in a year are included by each agency. Transit agencies had a wide range of vehicle revenue miles according to the most recent 2019 National Transit Database. Averaging them equally by dividing the sum of their targets and benchmarks by five for fixed routes and four for demand response would give targets that would be not reflective of total vehicle revenue miles for Tier II. As a result, we took a weighted average to vehicle revenue miles among all the agencies to develop the targets and benchmarks. The calculations are documented in the spreadsheet included. Results are captured below.



Tier 1 Targets and Benchmarks

		METRO	
Rates are per 100K Vehicle Revenue Miles		TIER I	
	MODE	Benchmark	2021 Targets
Fatalities	Bus	2	0
Fatality Rate		0.003	0
Injuries		194	194
Injury Rates		0.37	0.37
Safety Events		136	136
Safety Event Rates		0.258	0.258
Mean Distance Between Failures		10,084	10,084
Fatalities	Rail	4	0
Fatality Rate		0.122	0
Injuries		50	50
Injury Rates		1466	1466
Safety Events		121	121
Safety Event Rates		3.51	3.51
Mean Distance Between Failures		9,292	9,292
Fatalities	Paratransit	0	0
Fatality Rate		0	0
Injuries		35	35
Injury Rates		0.174	0.174
Safety Events		39	39
Safety Event Rates		0.19	0.19
Mean Distance Between Failures		22,039	22,039



Tier II Targets and Benchmarks

Rates are per Vehicle Revenue Mile		OTHER PROVIDERS	
		TIER II	
	MODE	Benchmarks	2021 Targets
Fatalities	Fixed Route	0	0
Fatality Rate		0	0
Injuries		0.58	0.58
Injury Rates		0.0000015	0.0000008
Safety Events		0.96	0.82
Safety Event Rates		0.0000177	0.0000177
Mean Distance Between Failures		100,205	100,205
Fatalities	Demand Response	0	0
Fatality Rate		0	0
Injuries		1.34	1.34
Injury Rates		0.0000012	0.0000012
Safety Events		2.53	1.93
Safety Event Rates		0.0000148	0.0000144
Mean Distance Between Failures		413,406	413,406

METRO	MODE	Five Yr Average	2022 Targets
Fatalities Per 100 K Miles	Bus	0.003	0.003
Injuries Per 100K Miles	Bus	0.37	0.37
Safety Events Per 100K Miles	Bus	0.258	0.258
Mean Distance Between Failures	Bus	10,084	10,084
METRO	MODE	Five Yr Average	2022 Targets
Fatalities Per 100 K Miles	Rail	0.122	0.122
Injuries Per 100K Miles	Rail	1.466	1.466
Safety Events Per 100K Miles	Rail	3.51	3.51
Mean Distance Between Failures	Rail	9,292	9,292
METRO	MODE	Five Yr Average	2022 Targets
Fatalities Per 100 K Miles	Paratransit	0	0
Injuries Per 100K Miles	Paratransit	0.174	0.0174
Safety Events Per 100K Miles	Paratransit	0.19	0.19
Mean Distance Between Failures	Paratransit	22,039	22039

2021 Totals Per Total Vehicle Revenue Miles (VRM)	Total Fatalities	Fatalities per Total VRM	Total Injuries	Injuries per VRM	Total Safety Events	Safety Events per VRM	MDBF per VRM	Per NTD Agency 2019 MDBF	Weighted Agency Percentage of MDBF Tier II by Mode
Fort Bend County Transit									
Commuter/Fixed Route	0	0	0.40	0.00000006	1.80	0.0000270	8,637	1,111,664	31.71%
Paratransit	0	0	3.00	0.00000270	3.40	0.0000320	12,065	966,669	44.80%
Harris County Transit									
Commuter/Fixed Route	0	0	0.00	0.00000000	0.00	0.00000000	480,782	480,782	13.71%
Paratransit	0	0	0.00	0.00000000	0.00	0.00000000	847,183	847,183	39.26%
Gulf Coast Transit District									
Commuter/Fixed Route	0	0	0.20	0.00000030	0.20	0.00000003	33,424	757,581	21.61%
Paratransit	0	0	0.00	0.00000000	0.00	0.00000000	62,743	318,675	14.77%
The Woodlands Township									
Commuter/Fixed Route	0	0	1.00	0.00000110	0.50	0.00000006	83,398	1,014,558	28.94%
Paratransit									
Conroe Connection									
Commuter/Fixed Route	0	0	3.00	0.00002830	1.60	0.0002220	4,420	141,323	4.03%
Paratransit	0	0	0.00	0.00001110	0.40	0.0000087	12,644	25,288	1.17%
Weighted Targets									
Commuter/Fixed Route	0	0	0.58	0.0000015	0.82	0.0000177	100,205	3,505,908	100.00%
Paratransit	0	0	1.34	0.0000013	1.93	0.0000144	413,406	2,157,815	100.00%
							Total VRM	5,663,723	

AGENCIES/MODES	Fatalities	Fatalities Rate	Injuries	Injuries Rate	Safety Events	Safety Events Rate	MDBF	VRM Per 2019 NTD	Weighted Agency Percentage of VRM by Mode
Fort Bend County Transit									
Commuter/Fixed Route	0	0	0.40	0.00000006	1.80	0.0000270	8,637	1,111,664	31.71%
Paratransit	0	0	3.00	0.00000270	3.40	0.0000320	12,065	966,669	44.80%
Harris County Transit									
Commuter/Fixed Route	0	0	0.00	0.00000000	0.00	0.00000000	480,782	480,782	13.71%
Paratransit	0	0	0.00	0.00000000	0.00	0.00000000	847,183	847,183	39.26%
Gulf Coast Transit District									
Commuter/Fixed Route	0	0	0.20	0.00000030	0.20	0.00000003	33,424	757,581	21.61%
Paratransit	0	0	0.00	0.00000000	0.00	0.00000000	62,743	318,675	14.77%
The Woodlands Township									
Commuter/Fixed Route	0	0	1.00	0.00000110	0.50	0.00000006	83,398	1,014,558	28.94%
Paratransit									
Conroe Connection									
Commuter/Fixed Route	0	0	3.00	0.00001110	1.60	0.0002220	4,420	141,323	4.03%
Paratransit	0	0	0.00	0.00000000	0.40	0.0000087	12,644	25,288	1.17%
Regional Targets									
Commuter/Fixed Route	0	0	0.58	0.00000008	0.82	0.0000177	100,205	3,505,908	100.00%
Paratransit	0	0	1.34	0.00000012	1.93	0.0000144	413,406	2,157,815	100.00%
							Total VRM	5,663,723	

AGENCIES/MODES	Fatalities	Fatalities Rate	Injuries	Injuries Rate	Safety Events	Safety Events Rate	MDBF	VRM Per 2019 NTD	Weighted Agency Percentage of VRM by Mode
Fort Bend County Transit									
Commuter/Fixed Route	0	0	0.40	0.00000006	1.80	0.0000270	8,637	1,111,664	31.71%
Paratransit	0	0	3.00	0.00000270	3.40	0.0000320	12,065	966,669	44.80%
Harris County Transit									
Commuter/Fixed Route	0	0	0.00	0.00000000	0.00	0.00000000	480,782	480,782	13.71%
Paratransit	0	0	0.00	0.00000000	0.00	0.00000000	847,183	847,183	39.26%
Gulf Coast Transit District									
Commuter/Fixed Route	0	0	0.20	0.00000030	0.20	0.00000003	33,424	757,581	21.61%
Paratransit	0	0	0.00	0.00000000	0.00	0.00000000	62,743	318,675	14.77%
The Woodlands Township									
Commuter/Fixed Route	0	0	1.00	0.00000110	0.50	0.00000006	83,398	1,014,558	28.94%
Paratransit									
Conroe Connection									
Commuter/Fixed Route	0	0	3.00	0.00002830	5.00	0.0002220	4,420	141,323	4.03%
Paratransit	0	0	0.00	0.00000000	1.00	0.0000395	12,644	25,288	1.17%
Regional Benchmarks									
Commuter/Fixed Route	0	0	0.58	0.0000015	0.96	0.0000177	100,205	3,505,908	100.00%
Paratransit	0	0	1.34	0.0000012	2.53	0.0000148	413,406	2,157,815	100.00%
							Total VRM	5,663,723	

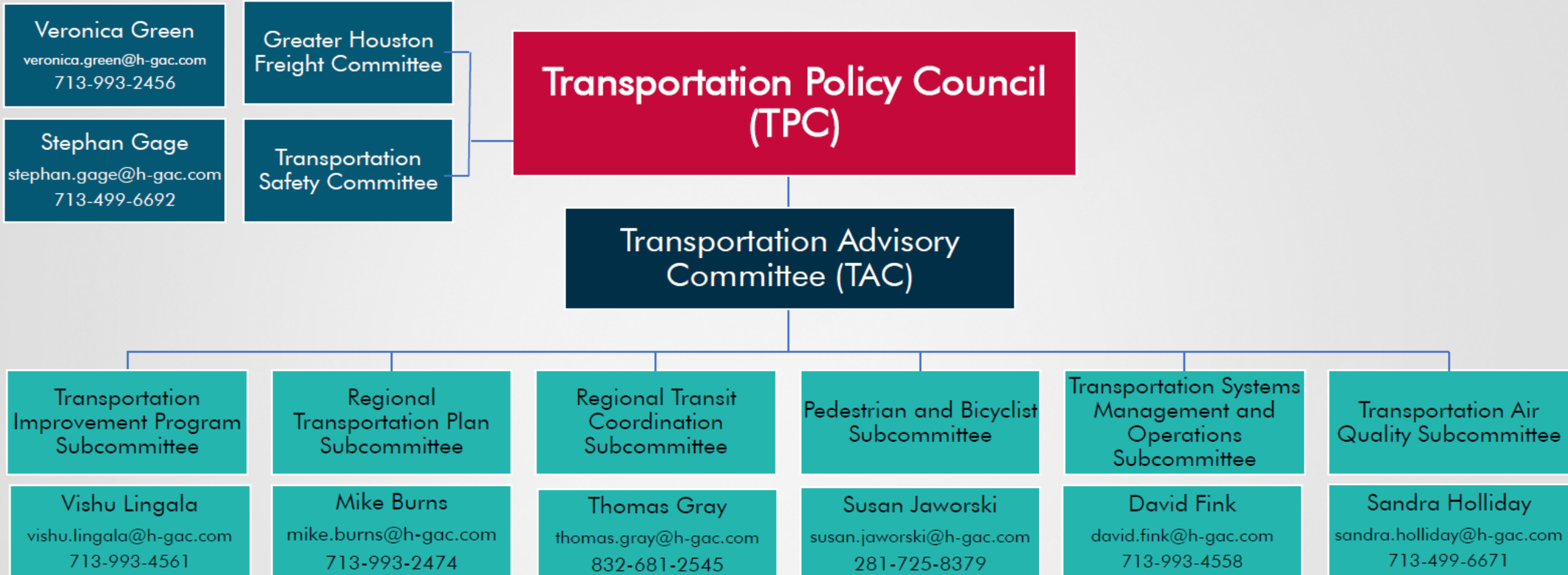


Transit Subcommittee Orientation




April 2021

TPC, TAC and the Subcommittees




Transit Subcommittee Purpose



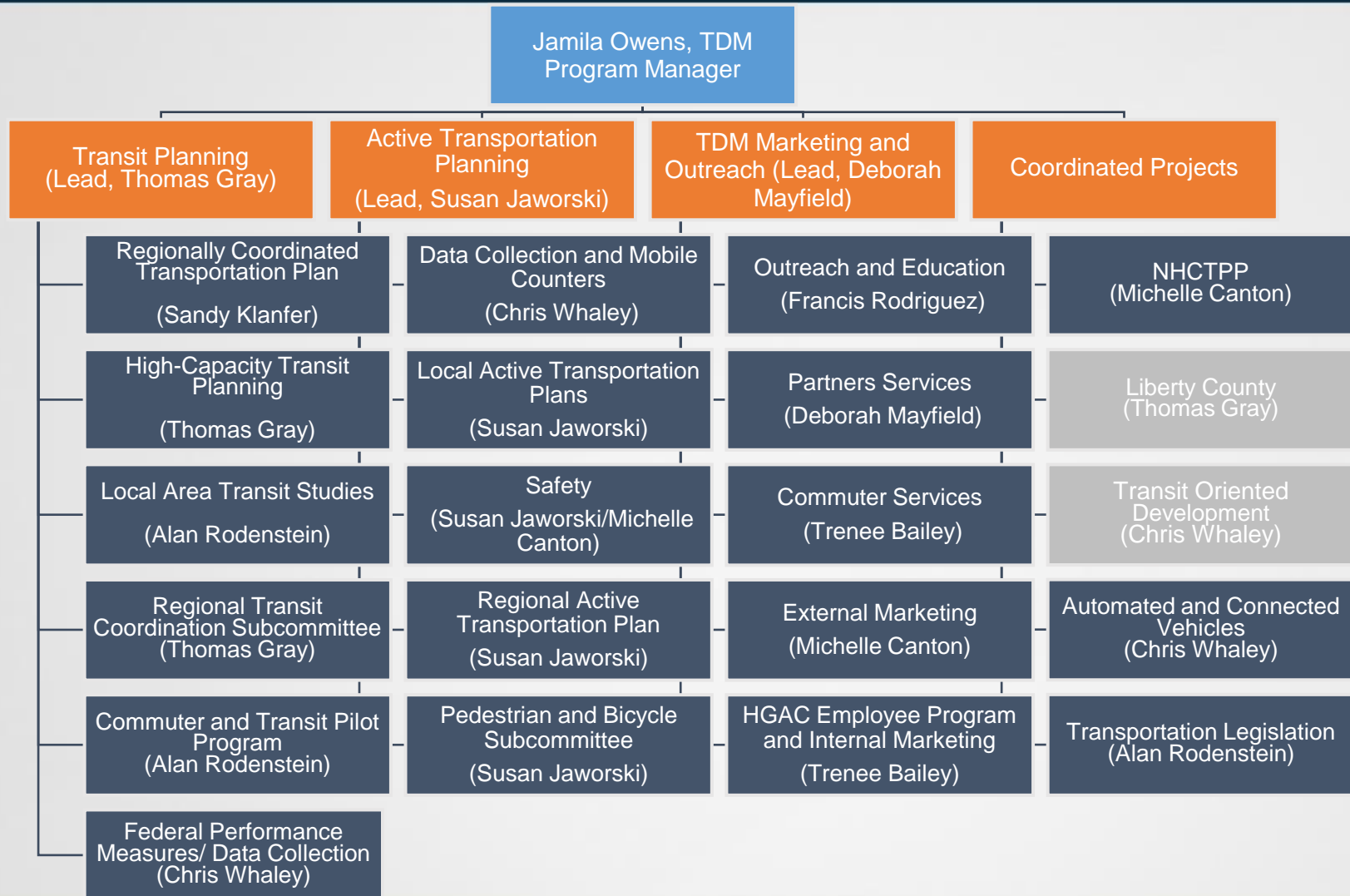

- Provide guidance related to the implementation of regional transit coordination pilot projects that were identified in the regional transit coordination action plan;
- Assist with tasks related to the development of regional transit planning initiatives that focus on identifying opportunities for expanding transit services in the region for all, as well as improving the efficiency and effectiveness of the current regional transit system;
- Promote regional coordination among existing and future public and private transportation providers, social service and health and human service agencies.

Subcommittee Bylaws Highlights




- Maximum 18 members (9 transit, 3 Local Governments, 4 Social Services, 2 Citizen and Business Interests)
- Members and Alternate Members - One year term
- Officers – One year term
- Officers - May serve up to two years
- Vacancies must be filled by TAC
- 50% is a quorum

Travel Demand Management Team



Transit Planning



- Federal Performance Measures
- Sub-regional Transit Studies
 - Woodlands (2015)
 - Pearland (2021)
- Regionally Coordinated Transportation Plan
 - Mobility Links
 - Regional Connectivity

Mobility Links

Find a Transportation Service Provider

Search for transportation service providers in the Houston-Galveston region by using any of the following search criteria.

County Service Area

<input type="checkbox"/> Austin County	<input type="checkbox"/> Galveston County	<input type="checkbox"/> Walker County
<input type="checkbox"/> Brazoria County	<input type="checkbox"/> Harris County	<input type="checkbox"/> Waller County
<input type="checkbox"/> Chambers County	<input type="checkbox"/> Liberty County	<input type="checkbox"/> Wharton County
<input type="checkbox"/> Colorado County	<input type="checkbox"/> Matagorda County	
<input type="checkbox"/> Fort Bend County	<input type="checkbox"/> Montgomery County	

Service Type


<input type="checkbox"/> All Trip Purposes	<input type="checkbox"/> General Public
<input type="checkbox"/> Non-Emergency Medical Trips	<input type="checkbox"/> Disabled/Elderly
<input type="checkbox"/> Shopping/Recreational/Other Trips	<input type="checkbox"/> Other (Veteran, Youth)

Organization Name


Transit Implementation

■ Commuter and Transit Pilot Program

- Commuter or First Mile/Last Mile Solutions
- Conroe Park and Ride (2019)
- Woodlands to Energy Corridor (2021/2022)
- Fort Bend to Downtown (January 2022)
- Open Request for Applications through 2022



Commute Solutions




- **Support for Transit:**
 - Telework and TDM Plans and Services
 - Regional Marketing and Education Campaigns
 - Commute with Confidence
 - #SitSafe
 - Expanded Emergency Ride Home Pilot Program
 - K-12/Safe Routes to Schools




www.yourcommutesolution.org

Additional Areas

- Congestion Management Process
- Transit Oriented Development
- Automated Vehicles
- Sub-regional Studies Support
- Development of the Regional Transportation Plan
- Transportation Improvement Program Call for Projects
- Safety Measures
- Air Quality Impacts
- Ped/Bike Planning



Contact Information



Thomas Gray
Principal Planner

Thomas.gray@h-gac.com

281-681-2545

Jamila Owens
Program Manager, Travel Demand Management

jamila.owens@h-gac.com

832-681-2522

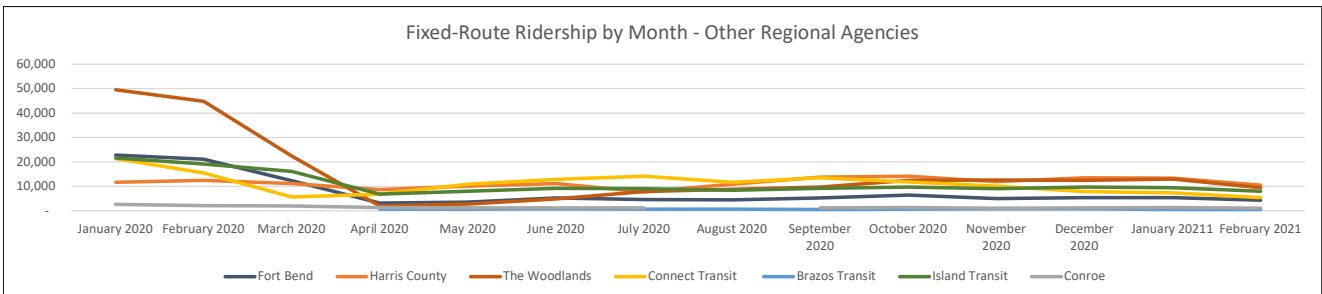
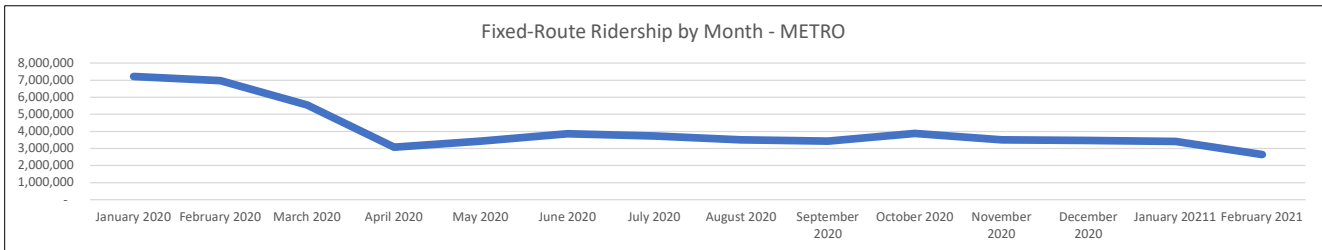
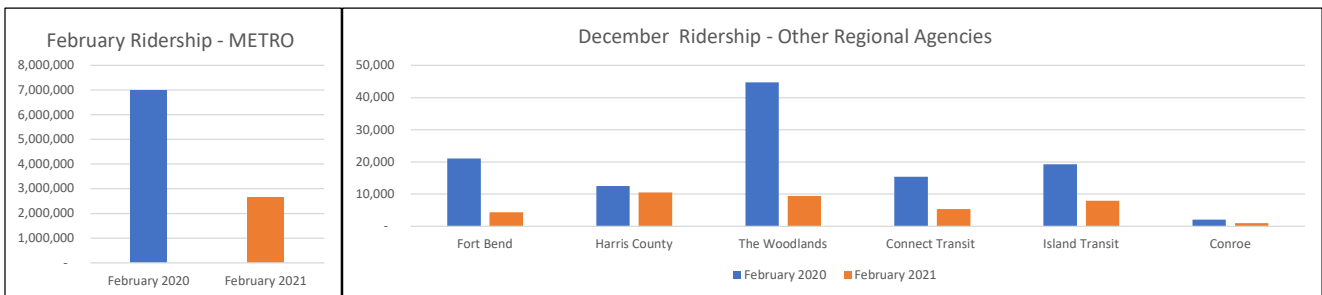
Monthly Ridership - Fixed Route Service

H-GAC 4/6/2021

Agency ¹	METRO	Fort Bend	Harris County	The Woodlands	Connect Transit	Brazos Transit	Island Transit	Conroe	Regional Total
March 2019	7,422,367	21,777	10,066	45,359	22,002	n/a	32,283	2,833	7,556,687
April 2019	7,277,922	22,747	9,453	48,222	16,145	987	31,842	2,801	7,410,119
May 2019	7,236,600	14,122	9,661	47,509	18,400	1,122	33,682	2,911	7,364,007
June 2019	6,773,260	21,290	9,375	44,083	17,849	1,149	36,260	2,620	6,905,886
July 2019	7,230,089	23,824	9,609	64,771	22,612	1,112	41,536	2,961	7,396,514
August 2019	7,560,461	24,209	9,245	61,423	14,389	888	39,214	n/a	7,709,829
September 2019	7,109,414	22,120	8,188	53,352	17,251	888	27,913	2,559	7,241,685
October 2019	8,014,205	17,211	10,584	61,331	21,130	1,161	31,500	3,011	8,160,133
November 2019	6,870,732	18,582	7,672	50,779	15,573	894	28,664	2,451	6,995,347
December 2019	6,810,341	18,319	10,678	48,871	12,226	1,016	29,160	2,596	6,933,207
January 2020	7,228,884	22,844	11,633	49,486	21,398		21,648	2,587	7,358,480
February 2020	6,989,217	21,057	12,481	44,780	15,432		19,210	2,119	7,104,296
March 2020	5,557,130	12,290	11,103	22,462	5,638		16,107	1,928	5,626,658
April 2020	3,078,548	3,111	8,629	2,029	6,891	718	6,770	1,373	3,108,069
May 2020	3,436,532	3,537	10,132	2,760	10,842	677	8,050	1,174	3,473,704
June 2020	3,858,757	5,238	11,205	4,857	12,803	772	9,253	1,248	3,904,133
July 2020	3,732,214	4,587	7,712	7,872	14,114	689	9,115	1,231	3,777,534
August 2020	3,505,987	4,557	10,923	8,833	11,672	734	8,380		3,551,086
September 2020	3,423,600	5,309	13,689	9,695	13,453	618	9,224	1,237	3,476,825
October 2020	3,886,668	6,429	14,162	12,453	11,720	684	9,698	1,335	3,943,149
November 2020	3,512,012	5,002	11,918	12,560	10,044	843	9,082	1,149	3,562,610
December 2020	3,466,686	5,401	13,497	12,491	7,890	825	9,660	1,220	3,517,670
January 2021 ¹	3,412,563	5,455	13,402	12,965	7,349	604	9,387	1,332	3,463,057
February 2021	2,646,690	4,331	10,507	9,474	5,334	530	7,951	1,015	2,685,832
Change ²	37.9%	20.6%	84.2%	21.2%	34.6%	n/a	41.4%	47.9%	37.8%

1. January 2021 survey was conducted concurrently with February survey

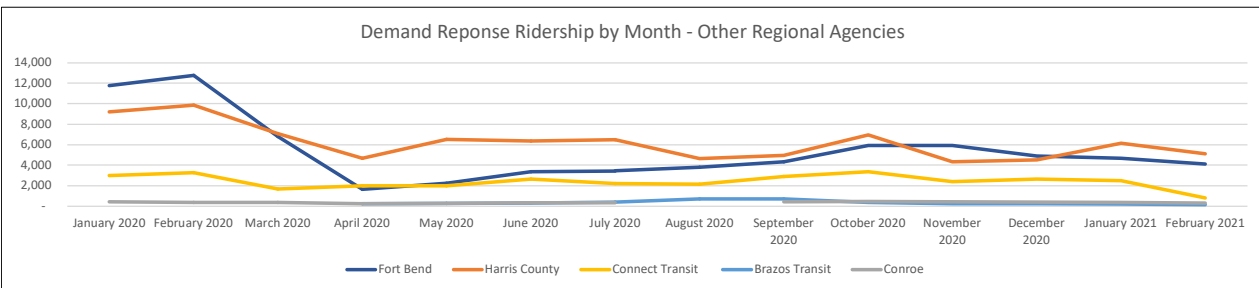
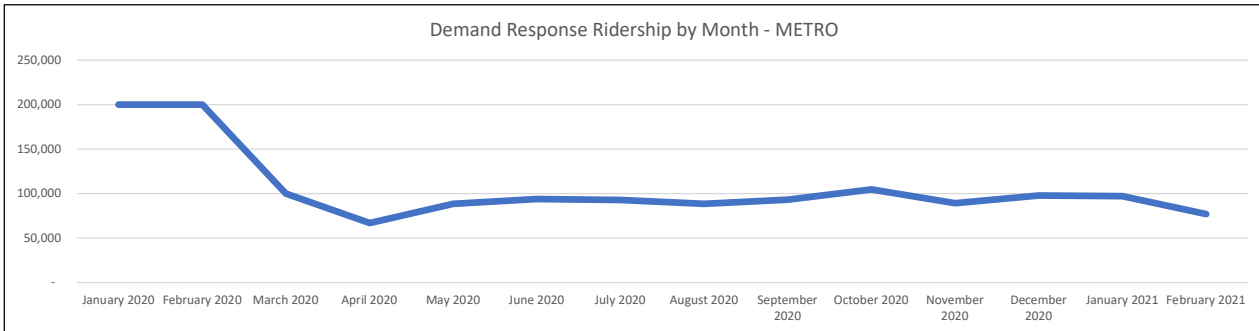
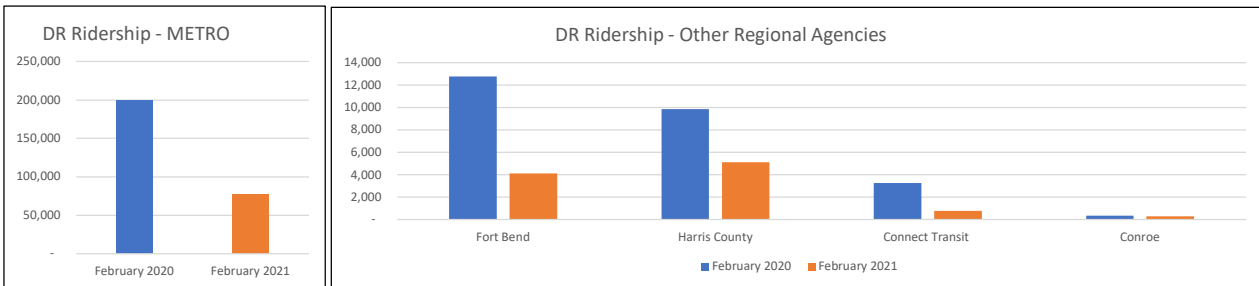
2. February 2021 ridership as percentage of February 2020 ridership; in addition to COVID, February 2021 ridership was impacted by a severe winter weather event



Monthly Ridership - Demand Response & ADA Paratransit Service

Agency ¹	METRO ²	Fort Bend	Harris County	The Woodlands ³	Connect Transit	Brazos Transit	Island Transit ³	Conroe	Regional Total
March 2019	200,000	11,248	8,284	n/a	3,007	n/a	n/a	360	222,899
April 2019	178,662	11,562	8,324	n/a	2,010	253	n/a	395	201,206
May 2019	179,395	11,535	8,190	n/a	2,454	224	n/a	519	202,317
June 2019	173,516	8,103	8,483	n/a	2,424	240	n/a	366	193,132
July 2019	181,328	11,829	9,811	n/a	2,271	480	n/a	392	206,111
August 2019	185,939	12,324	9,969	n/a	2,322	958	n/a	n/a	211,512
September 2019	167,000	10,078	9,023	n/a	1,946	620	n/a	362	189,029
October 2019	195,692	9,390	13,410	n/a	2,597	578	n/a	420	222,087
November 2019	169,304	9,860	7,019	n/a	2,435	380	n/a	395	189,393
December 2019	173,212	9,777	7,005	n/a	1,785	381	n/a	379	192,539
January 2020	200,000	11,765	9,226	n/a	2,998	n/a	n/a	430	224,419
February 2020	200,000	12,767	9,868	n/a	3,254	n/a	n/a	355	226,244
March 2020	100,000	6,795	7,085	n/a	1,675	n/a	n/a	357	115,912
April 2020	66,908	1,640	4,675	n/a	1,975	251	n/a	225	75,674
May 2020	88,650	2,250	6,530	n/a	2,001	267	n/a	270	99,968
June 2020	93,783	3,346	6,352	n/a	2,648	310	n/a	324	106,763
July 2020	92,519	3,438	6,476	n/a	2,214	378	n/a	337	105,362
August 2020	88,305	3,788	4,648	n/a	2,144	711	n/a	n/a	99,596
September 2020	93,000	4,330	4,950	n/a	2,879	696	n/a	428	106,283
October 2020	104,515	5,927	6,970	n/a	3,364	359	n/a	446	121,581
November 2020	89,224	5,927	4,340	n/a	2,396	247	n/a	426	102,560
December 2020	97,795	4,895	4,537	n/a	2,653	238	n/a	397	110,515
January 2021	97,000	4,696	6,159	n/a	2,492	188	n/a	358	110,893
February 2021	77,000	4,109	5,124	n/a	788	133	n/a	290	87,444
Change ⁴	38.5%	32.2%	51.9%	n/a	24.2%	n/a	n/a	81.7%	38.7%

- The following provider did not respond to the February 2021 survey: Colorado Valley Transit
- Staff estimates or METRO monthly Board Report figures
- Service not provided (The Woodlands and Island Transit contract with other parties for ADA Paratransit service)
- February 2021 ridership as percentage of February 2020 ridership; in addition to COVID, February 2021 ridership was impacted by a severe winter weather event



Changes in Service in Response to Coronavirus Pandemic

	METRO	Fort Bend	Harris County	The Woodlands	Connect Transit	Brazos Transit	Island Transit	Conroe
When the pandemic began (March 2020), did your agency curtail or limit service (for example, eliminating routes, reducing frequencies, or reducing service hours) in response to changing ridership patterns caused by the epidemic?	YES	YES	YES ¹	YES			YES	YES ¹
What determining factor(s) did your agency use in deciding to reduce or eliminate services? (Check all that apply)								
Actual or anticipated decline in ridership	YES	YES	YES	YES				YES
Request from authorities to reduce services to limit public movement/interaction				YES			YES	
Shortage of operator labor (e.g. due to more employees staying home to take care of family, etc.)	YES							
Shortage of available vehicles (e.g. due to increased cleaning and sanitizing requirements)								
Desire to limit operator interaction with public (to reduce potential of infection)	YES							YES
When the pandemic began (March 2020), did your agency implement or expand any specific services (for example, new routes to, or increased frequencies on services to, medical facilities) in response to changing ridership patterns caused by the epidemic?	YES	YES	YES	YES	YES ²			YES
In January and/or February 2021, did your agency make any additional service modifications (for example, eliminating or adding back routes, adjusting frequencies, or adjusting service hours) in response to changing ridership patterns or other factors caused by the epidemic?³	YES							
If your agency made any service modifications during January and/or February 2021, what determining factor(s) did your agency use in deciding to make those adjustments? (Check all that apply)								
Actual or anticipated changes in ridership	YES							
Financial/budgetary concerns	YES							
Request from authorities to reduce services to limit public movement/interaction								
Request from authorities to increase services to stimulate economy/return to normal	YES							
Overcrowding or inability to maintain social distancing on certain routes	YES							
Request from authorities or other stakeholders to increase services to medical or social service facilities								
Desire to limit operator interaction with public (to reduce potential of infection)								
Shortage of available vehicles (e.g. due to increased cleaning and sanitizing requirements)								
Other								
During the months of January and/or February 2021, did your agency collaborate with any outside agency, non-profit or other business to provide additional service during the Coronavirus epidemic? If so, please describe the partnership and service.⁴	YES							YES

1. Park and ride service only; local fixed and DR service continues as normal

2. Connect Transit did not add fixed-route service but did provide on-call vehicles to ensure proper social distancing would be adhered to without leaving riders at a stop to wait for the next scheduled bus.

3. Specific responses to this question (agencies did not need to include any temporary service changes made as a result of February's freezing weather event):

METRO: had a system wide bus service change on Sunday, January 10, 2021. The service change included the addition of select local bus trips to address social distancing and the adjustment of service frequencies on CBD Park & Ride routes to reflect passenger feedback and financial considerations in the FY2021 Business Plan and Budget.

4. Specific responses to this question:

METRO: provided additional assistance in connection with the Winter Storm during February 2021

Conroe Connection: In February 2021, Conroe Connection utilized our buses as Warming Stations for Senior Living Apartments during the Winter storm while they were without water and power.

Mitigation Measures Taken to Reduce Spread of Coronavirus

	METRO	Fort Bend	Harris County	The Woodlands	Connect Transit	Brazos Transit	Island Transit	Conroe
What specific measures has your agency taken to reduce the spread of Coronavirus? Check all that apply: Temporarily suspended fare collection Required bus boarding by rear doors only Taped off seats on buses to ensure social distancing for passengers Enforced lower capacity restrictions (e.g. "half-full") on buses and vans Trained employees on proper hygiene and social distancing techniques Required operators to wear Personal Protective Equipment, such as masks and gloves Provided information about proper hygiene and social distancing techniques to patrons (e.g. signs or flyers on buses) Enhanced and/or more frequent cleaning/disinfection of buses and vans Required passengers to wear masks or face coverings while riding Enhanced and/or more frequent cleaning/disinfection of passenger facilities (bus stops, park and rides, light rail stations, etc.) Installed plastic shields to separate operators from riders Other (please specify) ¹						YES		
	YES	YES		YES	YES		YES	YES
	YES	YES		YES	YES			
	YES	YES		YES			YES	YES
	YES	YES	YES	YES	YES		YES	YES
	YES	YES	YES	YES	YES		YES	YES
	YES	YES	YES	YES	YES	YES	YES	YES
	YES				YES		YES	
	YES				YES	YES	YES	YES
In January and/or February 2021, did your agency make any changes to its Coronavirus reduction measures (e.g. resume fare collection, add or eliminate barriers between drivers and passengers, change vehicle capacity limits, etc.)? If so, please briefly explain:²	YES							

1. Specific responses to this question:

n/a

2. Specific responses to this question:

During February, METRO modified its audio messaging on rail to note the federal mandate for wearing masks. Owing to different technologies, the modification did not occur on bus until March 2021.



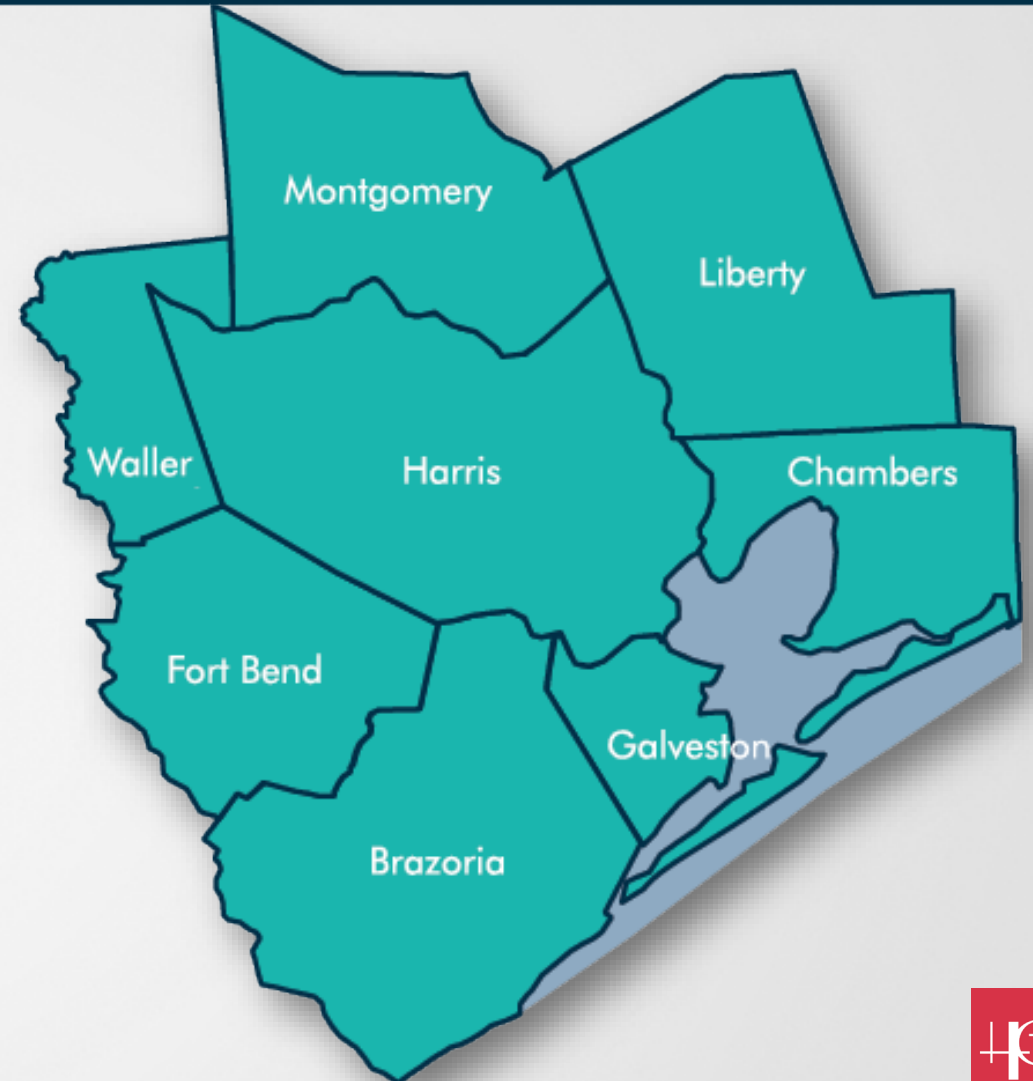
Development of Project Evaluation Criteria



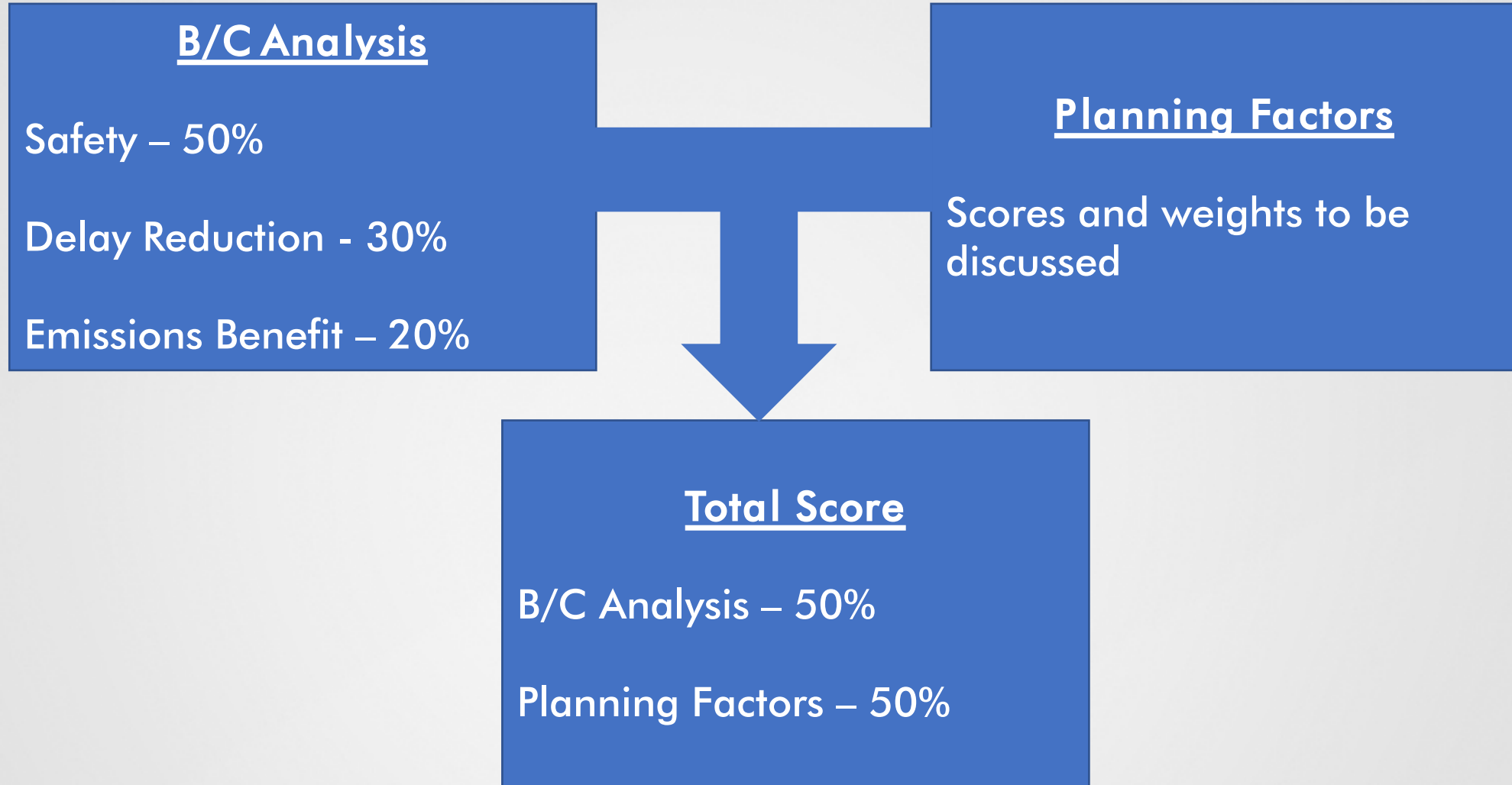
RTC Subcommittee
April 8, 2021

Investments Categories

- Major Investments
- Expand
- Manage
- Maintain
- Active Transportation



Total Scoring



Planning Factors – Transit

Planning Factors – Transit

Planning Factors – Transit Expand, Manage, Maintain (DRAFT)

Safety

- 1 What is the estimated VMT reduced because of the proposed Transit expansion project
- 2 # of estimated expected crashes (crashes that do not have primary contributing factor as impaired driving or speeding)
- 3 # of estimated expected crashes reduced as a result of VMT reductions (crashes that do not have primary contributing factor as impaired driving or speeding)

Planning Factors – Transit Expand, Manage, Maintain (DRAFT)

Connectivity to Employment/Schools/Medical Facilities/Other points of interest

- 1 Does the proposed project provide direct connection to employment center/jobs (1 point per first 1000 jobs and 1 additional point for every additional 200 jobs within a UZA. 1 point for the first 500 points and 1 additional point for every additional 100 jobs up to 5 points outside of UZA)

Multijurisdictional Connectivity

- 1 Does the proposed project provide connection to transit services that serve other jurisdictions/other areas that are served by other transit agency
- 2 Does the proposed project provide new transit service (local, express, signature, P&R, or rail service) to residential areas that does not exist

Planning Factors – Transit Expand, Manage, Maintain (DRAFT)

Transportation Equity

- 1 Does the proposed project improve access and connectivity to disadvantaged/underserved populations (Y/N)
- 2 Does the proposed project expand or improve active transportation (bike/Ped) facilities or transit connectivity to disadvantaged/underserved populations (Y/N)
- 3 What is the weighted Livable Centers Needs Index (0-20, >20-40, >40-60, >60-80, 80-100)
- 4 Weighted Livable Centers Needs Index can be found at regional equity tool interactive web map located at <https://datalab.h-gac.com/ace/>
- 5 Does the proposed project implementation result in relocation of households in disadvantaged/underserved populations (Y/N) (0 points for criteria)

Planning Factors – Transit Expand, Manage, Maintain (DRAFT)

Planning Coordination

- 1 Is the proposed project listed in RTP (Y/N)
- 2 Is the proposed project recommended in a regional/subregional/local plan
- 3 Does the proposed project intersect with or affect operations of transportation assets maintained or operated by agencies other than the sponsor (Y/N)
- 4 If yes to question 3 is the proposed project supported by the other affected agency

Planning Factors – Transit Expand (DRAFT)

Improves Multimodal connectivity

- 1 Does the proposed project improve other modes of travel

Congestion management

- 1 What is the estimated VMT reduced because of the proposed transit expansion project
- 2 What is the estimated average delay reductions as a result of transit project

Urban/rural connectivity

- 1 Does the proposed project provide transit service to a location that does not have an existing transit service

Planning Factors – Transit Manage (DRAFT)

Improves Transit reliability

1 Does the proposed project improve transit travel times/frequency of service

Congestion management

1 What is the estimated VMT reduced because of the proposed transit expansion project

2 What is the estimated average delay reductions as a result of transit project

Planning Factors – Transit Expand, Manage, Maintain (DRAFT)

Current-Estimated ridership

1 Does the proposed project improve estimated future transit ridership

Improvements to existing/addition of new technology (ITS, CV/AV technology)

1 Does the proposed project improve existing or add new ITS or other technical improvements to existing transit assets

Planning Factors – Transit Maintain (DRAFT)

Improvements to access to physically challenged individuals (ADA accessibility)

- 1 Does the proposed project improve or provide new ADA accessible accommodations

Improves useful life of facility/asset

- 1 Does the proposed project extend the useful life of transit facility/asset

Transit Maintenance

- 1 Does the transit operator have an approved asset maintenance plan

2021 Call for Projects

Draft 2021 Call - Set-Aside Programs

Safety (*New*)

Regional ITS (TranStar)

Regional Incident Management (Towing, MAP)

Clean Cities/Clean Vehicles

Travel Demand Management Marketing/Outreach (Commuter Solutions)

Regional Vanpool

Transit Pilot Projects

Regional Transit Fare Collection

Planning

Draft Timeline

July	Begin discussions on investment criteria and establish working group
August-October	Continue discussions on investment criteria Update on the Benefit/Cost Analysis review Input from other Subcommittees
November	TAC Mid-point Progress Report (Information)
December- May	Continue development of draft evaluation criteria and selection process with TIP Subcommittee
June	TAC/TPC review of draft evaluation criteria and selection process (Information)
July 2021	Final draft evaluation criteria and selection process to TAC/TPC (Action)



2021 OVERVIEW OF FEDERAL AND STATE LEGISLATIVE ACTIVITY



Alan Rodenstein
for RTCS March 11, 2021

Federal Legislative Background 2020

- Two significant COVID relief acts under previous administration
- \$26 B to transit in 100% funding under CARES ACT
- Mainly for transit operations in large agencies to address huge fiscal shortfalls
- \$14 B to transit in 2020 in Omnibus Budget Bill
- Efforts were to cover transit shortfalls as a result of COVID, not expand transit
- Consistent with policies of prior administration

Federal Legislative Action -2021

- American Relief Act of 2021 continued effort to address operational shortfalls from COVID
- Funding of \$26.2 B to transit agencies and remainder to capital, planning and passenger rail assistance
- Also results in modest capital transit expansion
- Allocations to date for region shown in next slide

Houston – Galveston Regional Allocations

Agency	Urban Formula 5307	5310 Funding
METRO *	\$ 313,167,209	\$ 615,623
Conroe/The Woodlands	\$ 1,686,500	\$ 33,016
Lake Jackson	\$ 280,421	
Texas City	\$ 620,314	
Galveston	\$ 798,050	
*Include suballocations to Fort Bend Transit, Harris County Transit and the Gulf Coast Transit District		
	Rural Formula 5311	5310 Funding
Statewide Rural Allocation**	\$ 3,901,976	\$ 282,000
**Include suballocations to Fort Bend Transit, Colorado Valley Transit, the Brazos Transit District and the Gulf Coast Transit District		

The American Jobs (Infrastructure) Plan

- Major piece of infrastructure legislation by current administration
- Presented as proposal on March 31, 2021
- Proposes \$80 B for transit expansion, filling of transit gaps, large green capital expenditures and other initiatives
- <https://www.whitehouse.gov/briefing-room/statements-releases/2021/03/31/fact-sheet-the-american-jobs-plan/>

The 87th Texas Legislative Session

- Continuity of party majorities in House, Senate and Governor Abbott
- Transit is not a lesser priority for legislative action
- Fewer bills to scuttle high speed rail between Houston and Dallas
- Attempt again to waive gas tax for rural transit districts
- Several efforts to directly or indirectly raise local revenues for transit including the county registration fee
- Reduced fares for persons with mental illness
- Smaller change is a possible outcome

Next Steps

2021

- Political wrangling over American Jobs Plan – will reconciliation succeed?
- Outcome of 87th Texas Legislative Session – will any transit revenue enhancements pass?

Questions?

2021 Regional Transit Coordination Subcommittee

Nominated Position	Primary-Name	Organization	Alternate-Name	Organization
Local Government	Monique Johnson	City of Sugar Land	Krystal LaStrape	City of Sugar Land
Local Government	Melissa Lanier	Cleveland Chamber	David Douglas	Liberty County
Local Government	Sharon Moses-Burnside	City of Houston-Planning	Katrina Bayer	City of Houston
Business Interests	Elizabeth Whitton, AICP	Energy Corridor	Tandelyn Weaver	Lift Fund/TIRZ 9 South Post Oak
Citizens Interests	Alan Watkins	Houston Housing Collaborative	Angela Cox	Houston Habitat for Humanity
Social Services/HHS	Deborah Moore	City Of Houston Health Dept.	Paula Johnson	City of Houston Health Dept. (Aging)
Social Services/HHS	Jason Jones	Houston Center for Independent Living	Chamane Barrow	Houston Center for Independent Living
Social Services/HHS	Cornelius Blackshear	United Way of Greater Houston	Halley Goldstein	United Way of Greater Houston
Social Services/HHS	Dave Lewis	Harris County Veteran Services	Jason Williams	Harris County Veteran Services
Transit Agency	Sarah Coulter	The Woodlands Township	Ruthanne Haut	The Woodlands Township
Transit Agency	De'Andre Guin	City of Conroe	Shawn Johnson, MPA	City of Conroe
Transit Agency	Perri D'Armond	Fort Bend County	Yvette Maldonado	Fort Bend County
Transit Agency	Vernon Chambers	Harris County	Ken Fickes	Harris County
Transit Agency	Shain Eversly	METRO	Rachael Die	METRO
Transit Agency	Taslina Khandaker	Brazos Transit District	Sarah Santoy	Brazos Transit District
Transit Agency	Claudia Wicks	Colorado Valley Transit	Antonio Salazar	Colorado Valley Transit
Transit Agency	Sean Middleton	Gulf Coast Transit District	Ted Ross	Gulf Coast Transit District
Transit Agency	James Oliver	Island Transit	Vacant	

TOTAL: 18

Ex-Officio	Travis Madison	TxDOT- HOU	Brenda Bustillos	TxDOT-HOU
Ex-Officio	Arnold Vowles	TxDOT- BMT	Rawetts Baaheth	TxDOT-BMT