



# MKT Trail at 5th St (Heights) July 2021 Report

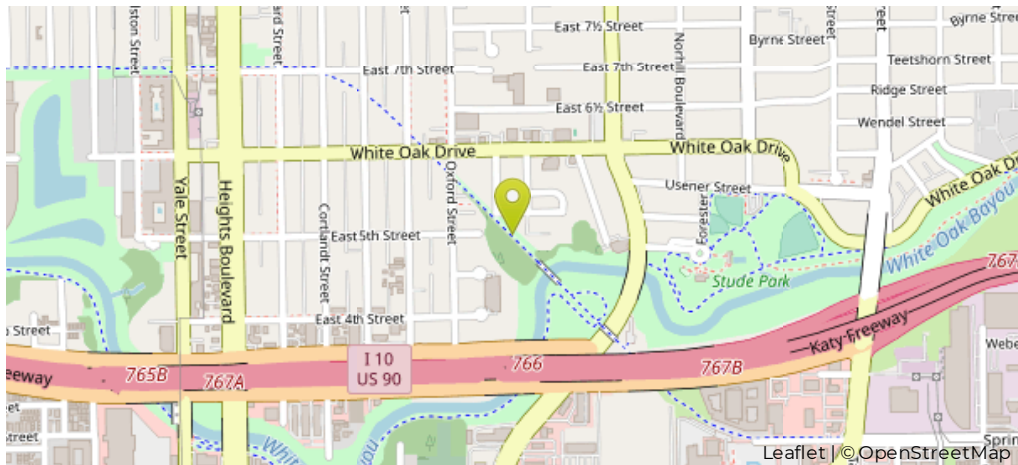


Christopher Whaley, [christopher.whaley@h-gac.com](mailto:christopher.whaley@h-gac.com)  
08/01/2021

# MKT at 5th

July 1, 2021 → July 31, 2021

## Counting Sites Map



## Monthly Updates:

The bridge to the east of this counter remains closed and we suspect that this may be the reason no bicyclists have been recorded.

## Key Figures Summary

Site	Total	Average	Peak Count	Peak Period
MKT at 5th	8,144	263	826	Tue Jul 13, 2021
MKT at 5th Pedestrian	8,144	263	826	Tue Jul 13, 2021
Pedestrians SB	7,573	244	743	Tue Jul 13, 2021
Pedestrians NB	571	18	83	Tue Jul 13, 2021
MKT at 5th Cyclist	0	0	0	Tue Jul 20, 2021
Bicycles SB	0	0	0	Sat Jul 10, 2021
Bicycles NB	0	0	0	Fri Jul 16, 2021

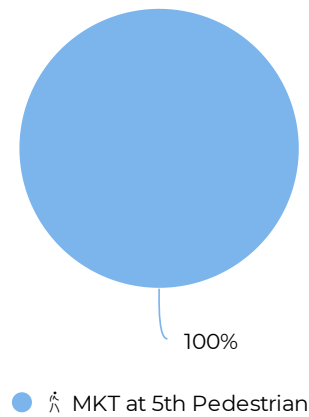
# MKT at 5th

July 1, 2021 → July 31, 2021

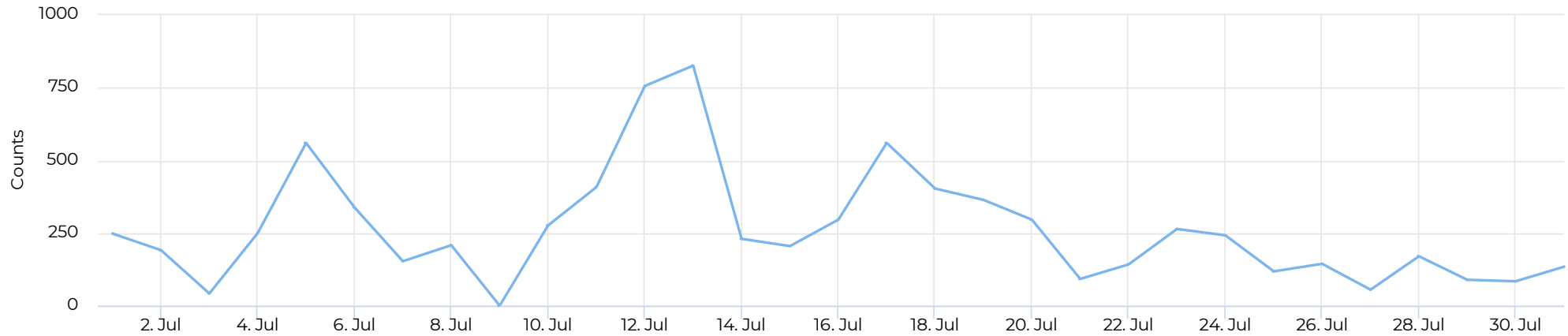
## Time Series



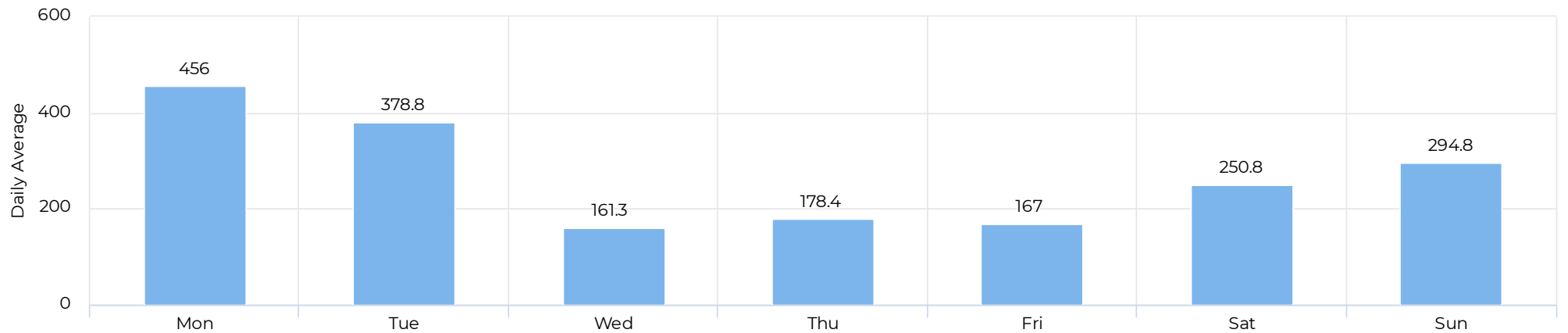
## Distribution



## Daily Data (Pedestrian)



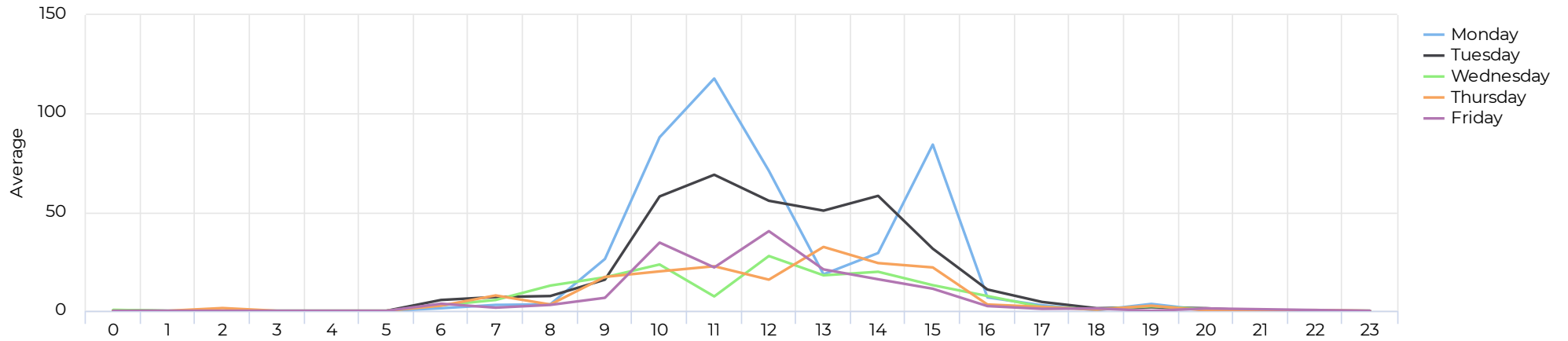
## Pedestrian Profile (Daily)



July 1, 2021 → July 31, 2021

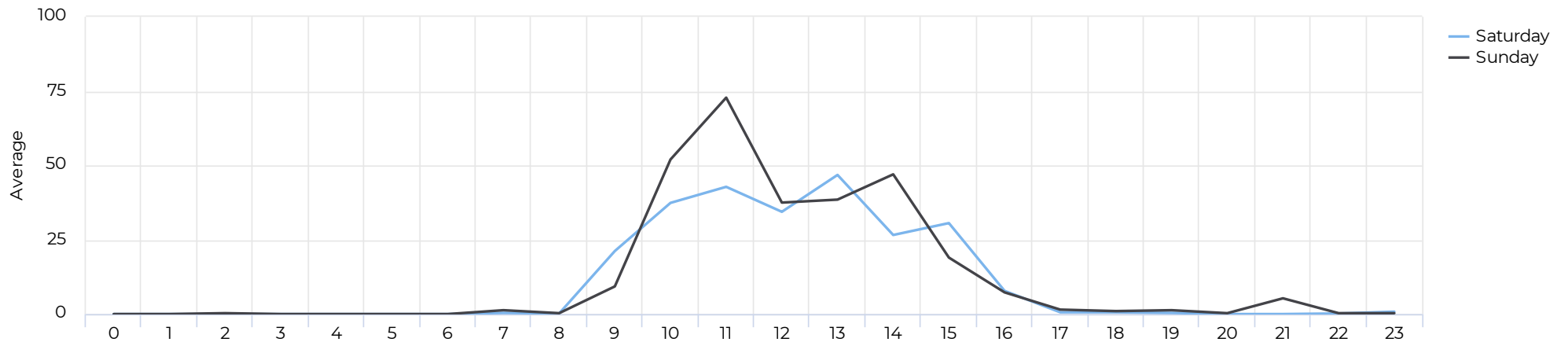
## Pedestrian - Weekday Profile (Hourly)

07/01/2021 → 07/31/2021



## Pedestrian - Weekend Profile (Hourly)

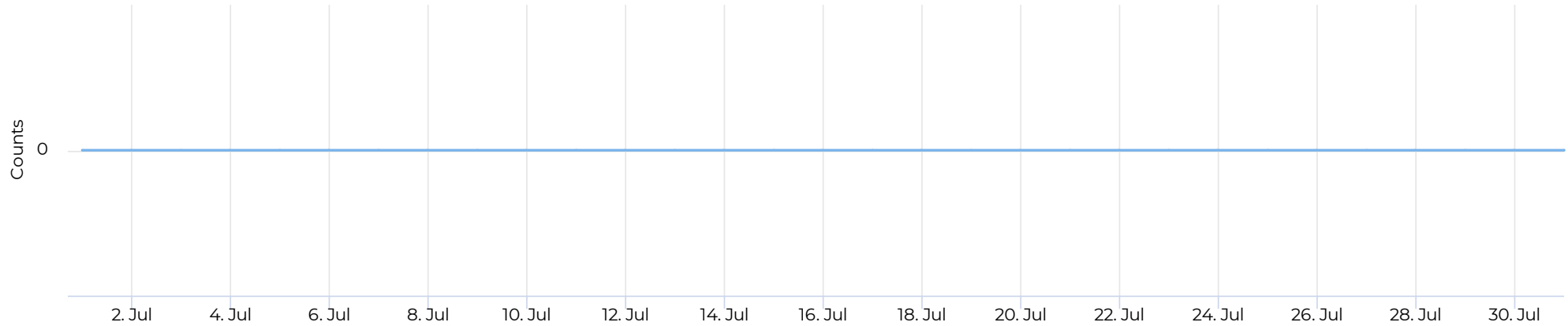
07/01/2021 → 07/31/2021



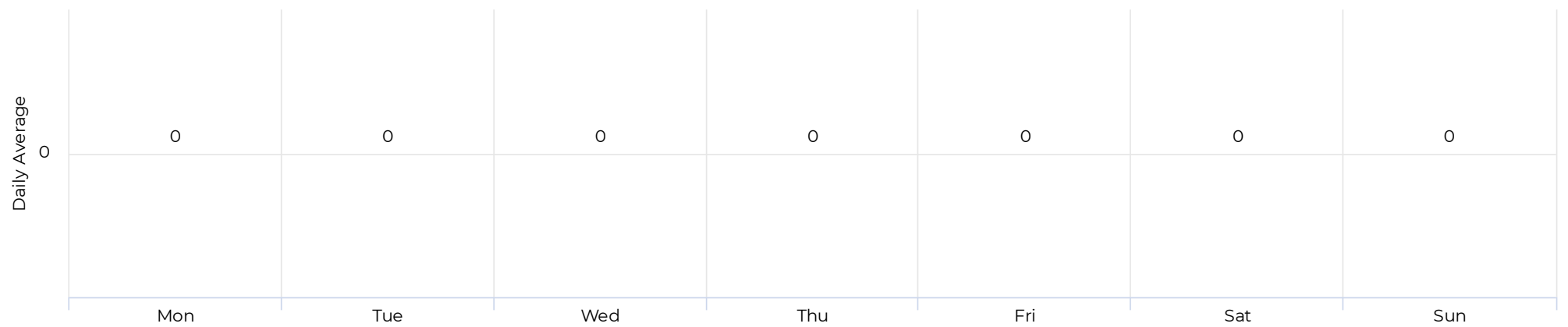
# MKT at 5th

July 1, 2021 → July 31, 2021

## Cyclist Total (Daily)



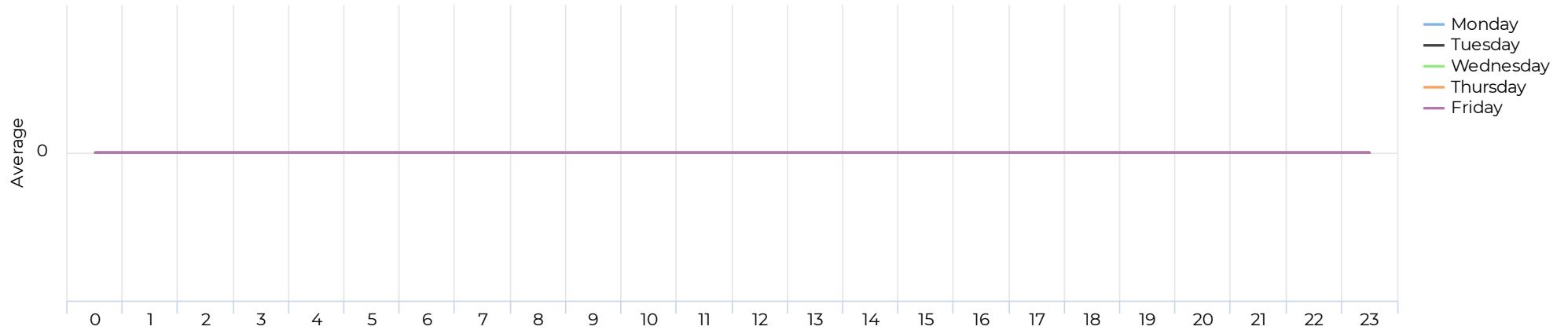
## Cyclist Profile (Daily)



July 1, 2021 → July 31, 2021

## Cyclist - Weekday Profile (Hourly)

📅 07/01/2021 → 07/31/2021



## Cyclist - Weekend Profile (Hourly)

📅 07/01/2021 → 07/31/2021

