



Item 6. Amendments to 2025-2028 TIP and 2045 RTP



**Transportation Advisory Committee
March 19, 2025**

2025-2028 TIP Amendments

- Add \$26.1M STBG to Harris County MUD 500's FY 2026 Greenhouse Road underpass at US 290 construction (MPO ID 18052) for more detailed design incl. replacement of US 290 main lanes bridge. MUD 500 will provide \$6.5M match.
- Add \$9.0M STBG to COH's FY 2025 Shepherd-Durham reconstruction (MPO ID 18417) to cover inflation and compliance with new drainage regulations. Matching 11.8M TDCs will reflect participation in the RST Fund.
- Delay four TxDOT Houston District reconstruction & widening projects (MPO IDs 261, 7562, 10114, 17234) in 2045 RTP to FY 2036 for various environment reasons

Additional TIP Amendments

- Program METRO's \$7.1M FY 2022 FTA Section 5339 purchase of 8 – 45' buses (MPO ID 19417) in FY 2025 with 1.4M TDCs
- Program \$621K METRO FY 2024 FTA Section 5310, ADA access improvements (MPO IDs 18972, 18973) in FY 2025
- Program \$678K East End Management District FY 2023 FTA Section 5310, pedestrian access improvements (MPO ID 18970) in FY 2025
- Update description & limits of TxDOT Houston District's SH 6 ROW acquisition (MPO ID 18993) to match the construction phase at TxDOT's request

Action Requested

- **Transportation Advisory Committee recommendation for Transportation Policy Council approval of Resolutions 2025-10 and 2025-11**

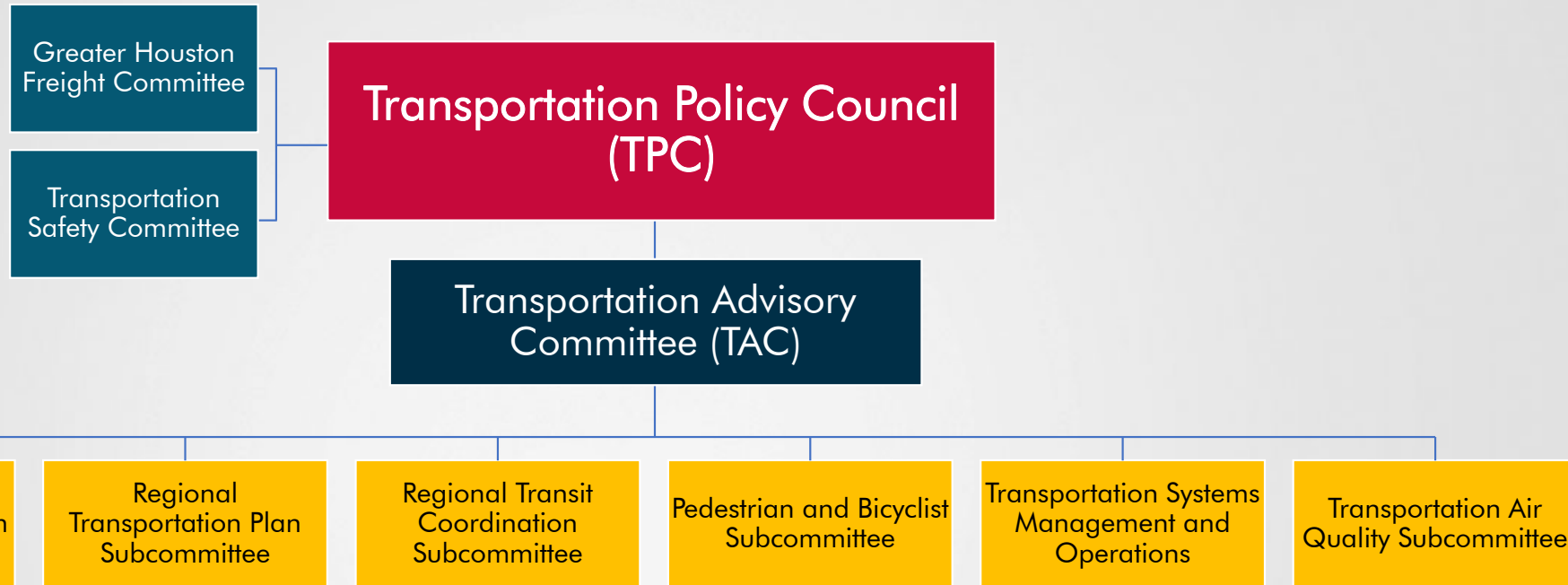


7. 2025 TAC NOMINATING COMMITTEE AND NOMINATION PROCESS



Transportation Advisory Committee
March 19, 2025

MPO Committee Structure



Nomination Process



Recommend membership for:

- TAC Officers: Chair, 1st Vice Chair, and 2nd Vice Chair
- TAC Subcommittees:
 - Pedestrian-Bicyclist Subcommittee (22 Members)
 - Regional Transportation Plan Subcommittee (23 Members)
 - Regional Transit Coordination Subcommittee (18 Members)
 - Transportation Air Quality Subcommittee (19 Members)
 - Transportation Improvement Program Subcommittee (22 Members)
 - Transportation Systems Management and Operations (17 Members)

<https://www.h-gac.com/getmedia/7f66779d-cf75-40dc-a38e-849d56fcb730/TAC-Subcommittees-Bylaws.pdf>

Nominating Committee



- Perri D'Armond, Chair
- Amy Skicki
- Wael Tabara
- David Wurdlow
- Brian Alcott



Draft 2026 UTP Planning Targets



Transportation Advisory Committee
March 19, 2025

Unified Transportation Program

- 10-Year Program used by Texas Transportation Commission (TTC) to guide development and construction of transportation projects across the State.
- Approved every year in August
- Provides funding allocations for TxDOT Districts and MPOs
- Funding organized into 12 categories
 - TTC selects projects in 7 categories
 - TPC selects projects in 5 categories

Funding Categories



Figure 4: TxDOT Funding Sources by UTP Category

12 FUNDING CATEGORIES	STATE FUNDS	FEDERAL FUNDS	OTHER FUNDS
1. Preventive Maintenance and Rehabilitation	✓	✓	✗
2. Metro and Urban Area Corridors	✓	✓	✗
3. Non-Traditionally Funded Projects	✓	✗	✓
4. Statewide Connectivity Corridors	✓	✓	✗
5. Congestion Mitigation and Air Quality*	✗	✓	✗
6. Structures Replacement (Bridges)	✓	✓	✗
7. Metropolitan Mobility and Rehabilitation*	✗	✓	✗
8. Safety	✓	✓	✗
9. Transportation Alternatives*	✗	✓	✗
10. Supplemental Transportation Projects	✓	✓	✗
11. District Discretionary	✓	✓	✗
12. Strategic Priority	✓	✓	✗

* While funding in these categories is primarily from federal sources, state and/or other funds may also be used.

Fund Definitions:

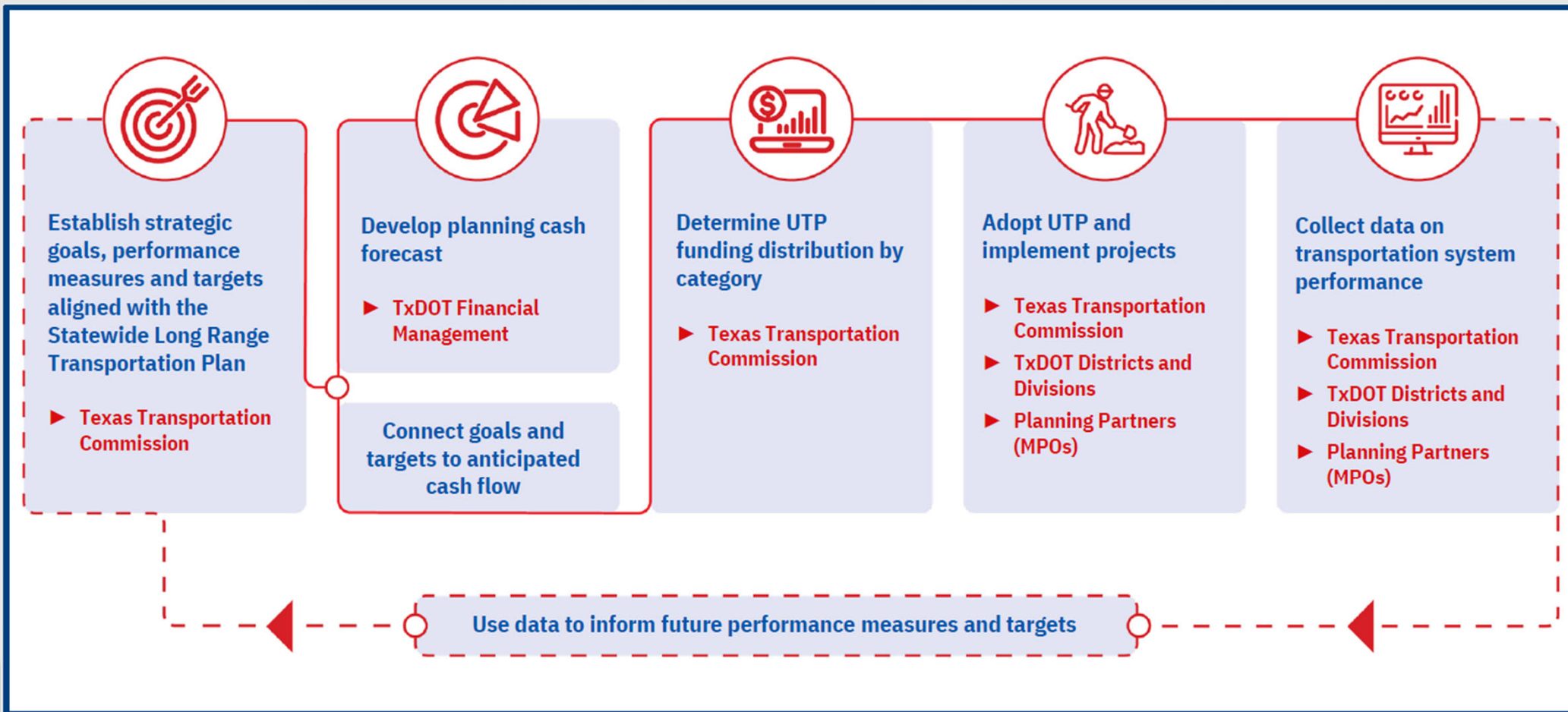
Federal funds are appropriated by Congress through the Federal Highway Trust Fund

State funds are appropriated by the Texas Legislature through the State Highway Fund

Other funds include the Texas Mobility Fund, bond revenue, concessions and regional toll revenue, and local funds

- Funding sources for all categories can be federal, state or Both
- Some categories have MPO selection Authority and some TTC selection Authority

UTP Development Process



Impacts of Financial Forecast on Draft 2026 UTP Distribution

Changes to UTP Funding	2025 UTP (\$B)	2026 UTP (\$B)	Diff. (\$B)
UTP Funding Distributions	\$97.6	\$92.3	(\$5.3)
Cat 3: Non-traditional Funding	\$6.6	\$8.0	\$1.4
Total UTP Funding	\$104.2	\$100.3	(\$3.9)

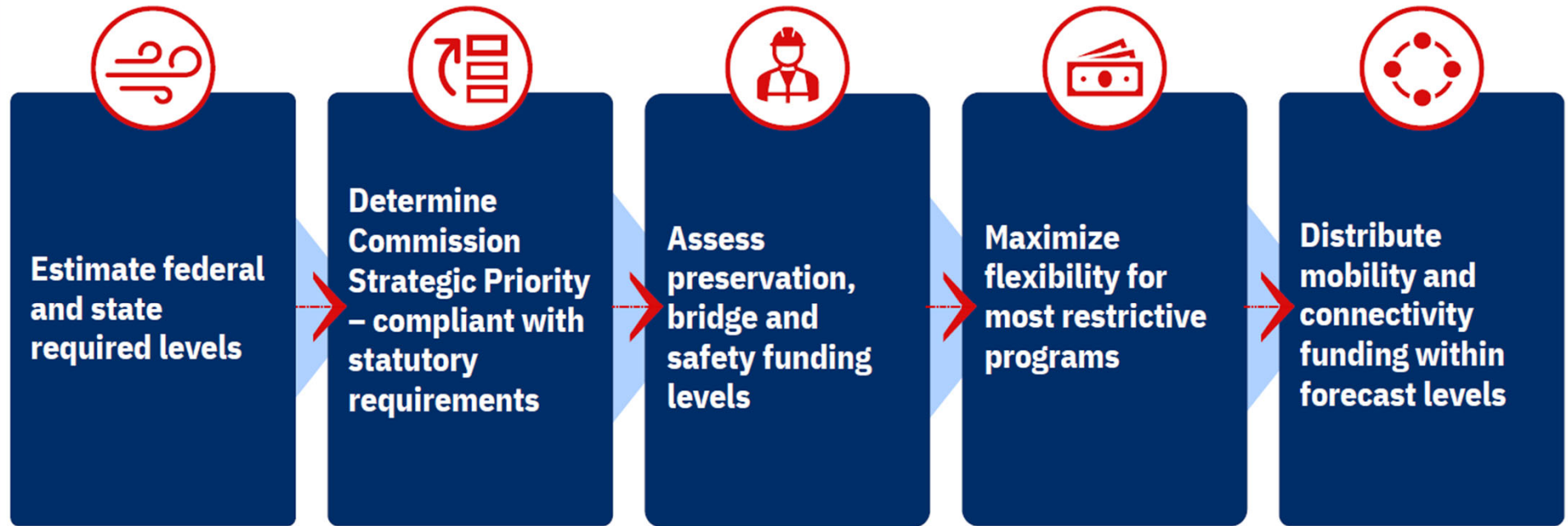
Changes to UTP Funding Sources	10-Year Impact (\$B)
FY 2035 Addition and FY 2025 Removal	(\$4.5)
State Motor Fuel Tax and Vehicle Reg. Fee Adjustments	(\$1.3)
Federal Adjustments	\$0.5
Cat 3: Non-traditional Funding	\$1.4
Total Changes between 2025 and 2026 UTP Forecast	(\$3.9)

Figures may not sum due to rounding; 2026 UTP Category 3 is subject to change

UTP Distribution Process

2026 UTP PLANNING FORECAST INCLUDES FUNDING RELATED TO:

- The Infrastructure Investment and Jobs Act (IIJA)
- State Highway Funds
- The State's Proposition 1 and 7
- Texas Mobility Bond Funds



Draft 2026 Planning Targets - Statewide

Summary of Draft 2026 UTP Funding and Comparison with 2025 UTP					
Category and Description		2025 UTP Distribution	Draft 2026 UTP Distribution	Difference	% Diff
1	Preventative Maintenance and Rehabilitation	\$18,667,880,000	\$18,406,812,861	\$261,067,139	-1%
2	Metro and Urban Corridor Funding	\$11,487,980,409	\$9,826,872,045	\$1,661,108,364	-14%
4	Statewide Connectivity (Rural & Urban)	\$20,066,864,154	\$17,165,289,231	\$2,901,574,923	-14%
5	Congestion Mitigation and Air Quality	\$2,322,790,000	\$1,937,992,093	\$384,797,907	-17%
6	Bridge	\$4,681,612,746	\$4,616,141,185	\$65,471,561	-1%
7	Federal Metropolitan Mobility	\$6,041,345,275	\$6,003,153,992	\$38,191,283	-1%
8	Safety	\$3,747,421,009	\$3,747,421,009	\$0	0%
9	Transportation Alternative Set-Aside	\$1,769,509,408	\$1,762,738,922	\$6,770,486	0%
10	Supplemental Transportation Projects & Carbon Reduction	\$2,611,692,752	\$1,809,461,016	\$802,231,736	-31%
11	District Discretionary, Energy Sector, and District Safety	\$6,146,047,030	\$6,146,047,030	\$0	0%
12	Strategic Priority and Texas Clear Lanes	\$20,025,958,943	\$20,922,577,470	\$896,618,527	4%
	Sub-Total Distribution (Less Cat 3)	\$97,569,101,726	\$92,344,506,854	\$5,224,594,872	-5%
3	Non-Traditionally Funded Projects	\$6,604,813,383	\$8,000,000,000	\$1,395,186,617	21%
	Total Estimated UTP Funding	\$104,173,915,109	\$100,344,506,854	\$3,829,408,255	-4%

Available funding from categories color coded in light blue are used for Project Selection Process

- Draft UTP Presentation <https://www.txdot.gov/about/leadership/texas-transportation-commission/meeting-dates-agendas.html>

Draft 2026 Planning Targets - HGAC

H-GAC Draft 2026 UTP 10-Year Funding Allocations

Category	2025 UTP	Draft 2026 UTP	Difference	% Dif
Cat 2 Metro Mobility	\$2,834,356,624	\$2,426,633,921	\$407,722,703	-14%
Cat 5 CMAQ	\$967,582,094	\$819,528,406	\$148,053,688	-15%
Cat 7 STBG	\$1,796,619,448	\$1,800,552,099	\$3,932,651	0.22%
Cat 9 TASA	\$208,875,739	\$208,418,030	\$457,709	-0.22%
10 CRP	\$238,084,585	\$71,130,480	\$166,954,105	-70%
Subtotal	\$6,045,518,490	\$5,326,262,936	\$719,255,554	-12%

10-Year Outlook

Cumulative 2025-2035				
Category	Authorized	Programming	Balance	% of Annual Authorized
Cat 5	\$1,251,904,581	\$1,188,495,431	\$63,409,150	121%
Cat 7	\$2,493,875,478	\$2,239,040,071	\$254,835,407	143%
Cat 9	\$291,615,568	\$126,310,013	\$165,305,555	797%
Cat 10 CRP	\$94,840,640	\$161,441,671	\$66,601,031	-281%
Total	\$4,132,236,267	\$3,715,287,186	\$416,949,081	166%

10-Year Outlook

Cumulative 2025-2028				
Category	Authorized	Programming	Balance	% of Annual Authorized
Cat 5	\$728,641,867	\$729,204,064	\$562,197	-0.6%
Cat 7	\$1,245,162,131	\$1,196,014,976	\$49,147,155	28%
Cat 9	\$146,340,319	\$126,310,013	\$20,030,306	97%
Cat 10 CRP	\$94,840,640	\$79,934,773	\$14,905,867	63%
Total	\$2,214,984,957	\$2,131,463,826	\$83,521,131	26%
Cumulative 2029-2035				
Category	Authorized	Programming	Balance	% of Annual Authorized
Cat 5	\$523,262,714	\$459,291,367	\$63,971,347	122%
Cat 7	\$1,248,713,347	\$1,043,025,095	\$205,688,252	115%
Cat 9	\$145,275,249	\$0	\$145,275,249	700%
Cat 10 CRP	\$0	\$81,506,898	\$81,506,898	-344%
Total	\$1,917,251,310	\$1,583,823,360	\$333,427,950	104%

Regional Cooperation Transportation Planning Multimodal Mobility

Action

- For information and discussion only.

2025 UTP Appendix III

TABLE 7: FUNDING CATEGORIES AND DISTRIBUTION

FUNDING CATEGORY		2025 UTP DISTRIBUTION
1	Preventive Maintenance & Rehabilitation	\$18,667,880,000
2	Metro and Urban Corridor Funding	\$11,487,980,409
3	Non-Traditionally Funded Transportation Projects	\$6,604,813,383
4	Statewide Connectivity Corridor Projects	\$20,066,864,154
5	Congestion Mitigation and Air Quality Improvement	\$2,322,790,000
6	Structures Replacement and Rehabilitation (Bridge)	\$4,681,612,746
7	Metropolitan Mobility and Rehabilitation	\$6,041,345,275
8	Safety Projects	\$3,747,421,009
9	Transportation Alternatives	\$1,769,509,408
10	Supplemental Transportation Projects	\$2,611,692,752
11	District Discretionary	\$6,146,047,030
12	Strategic Priority	\$20,025,958,943
TOTAL UTP FUNDING: CATEGORIES 1-12		\$104,173,915,109

Highway Projects Funding Categories

- Category 1: Preventative Maintenance and Rehabilitation
 - Addresses preventative maintenance and rehabilitation of existing state highway system including pavement, signs, traffic signals and other assets
 - Funding allocated to each district by TTC using allocation formula
 - Projects are selected by each district

Highway Projects Funding Categories

- Category 2: Metropolitan and Urban Area Corridor Projects
 - Addresses mobility and added capacity projects on urban corridors to mitigate congestion, traffic safety, maintenance and rehabilitation
 - Funding allocated to each MPO in the state by TTC using allocation formula
 - Projects are selected by MPO in consultation with TxDOT districts
 - Types of projects include widening (freeway and non freeway) Interchange and other roadway operational improvements

Highway Projects Funding Categories

- Category 3: Non-Traditionally funded Projects
 - Includes projects funded with funding sources not traditionally part of Federal or State funding sources
 - Large projects funded with 100% Toll Revenue
 - Types of projects include new road construction, widening (freeway and non freeway) Interchange and other roadway operational improvements

Highway Projects Funding Categories

- Category 4: Statewide Connectivity Corridor
 - Addresses mobility on major state highway system corridors, which provide connectivity urban areas and other statewide corridor
 - Projects must be located on
 - Texas highway trunk system
 - National Highway System (NHS)
 - Connections to major seaports or border crossings
 - National Freight Network
 - Hurricane Evacuation routes
 - Projects selected by TxDOT district in consultation with Transportation Planning and Programming Division

Highway Projects Funding Categories

- Category 5: Congestion Mitigation and Air Quality
 - Addresses attainment of NAAQS in non-attainment areas. Each project must demonstrate improvement to air quality by providing estimated reductions in Nox and VOCs.
 - Types of projects include interchange/intersection improvements, highway or railroad grade separations, construction of new bike and pedestrian infrastructure, transit improvements such as vehicle replacements, construction of park and ride facilities. Funds can not be used for reconstruction, maintenance or rehabilitation projects
 - Project selected by MPO using a performance-based prioritization process. TxDOT districts provide concurrence on programming.

Highway Projects Funding Categories

- Category 6: Structure Replacement and Rehabilitation (Bridge)
 - Highway Bridge Program: Replacement or rehabilitation of eligible bridges on or off system that are in poor condition
 - TxDOT Bridge Division selects projects
 - Bridge Maintenance and Improvement Program: Preservation and rehabilitation of bridges on state highway system. Improves the condition of bridges and extends service life of the bridges
 - Bridge System Safety Program: Focuses on safety through replacement of bridges.
 - Elimination of at-grade highway-railroad crossings, rehabilitation or replacement of railroad underpasses on state highway system

Highway Projects Funding Categories

- Category 7: Metropolitan Mobility and Rehabilitation (Surface Transportation Block Grant)
 - Addresses transportation needs within the MPAs with population >200K
 - Most flexible funding can be used on roadways with functional classification of Major collector or higher.
 - MPOs in TMAs select projects using performance-based prioritization process in consultation with TxDOT districts

Highway Projects Funding Categories

- Category 8: Safety
- Addresses highway safety improvements through sub programs
 - Highway Safety Improvement Program (HSIP): Federal aid program administered by Texas Safety Division to fund safety project on and off state highway system
 - Purpose of the program is to reduce fatalities and serious injuries
 - Projects are evaluated, prioritized and selected by TxDOT districts
 - Systemic Widening Program (SSW): Statewide program to fund the widening of high-risk narrow highway on state highway system
 - Project are evaluated by roadway safety features for preventable severe crash types using total risk factor weights

Highway Projects Funding Categories

- Category 9: Transportation Alternative Set-Aside Program
- Funds may be awarded for:
 - Construction of sidewalks, bicycle infrastructure, pedestrian and bicycle signals, traffic-calming techniques, lighting and other safety related infrastructure and projects to achieve ADA compliance.
 - Construction of infrastructure-related projects that provide safe routes to non drivers
- For urbanized areas with > 200K population (TMAs), MPOs select project through competitive calls for projects, in consultation with TxDOT.
- For urbanized areas with < 200K population and non urbanized areas, TxDOT's Public Transportation Division (PTN) selects the projects

Highway Projects Funding Categories

■ Category 10: Supplemental Transportation Programs

- Carbon Reduction Program: Addresses improvements designed to reduce CO2 emission from on-road sources. Statewide projects are administered by TP&P Division. MPOs select the projects for funds distributed to urbanized areas for MPOs.
- ADA Pedestrian Program
- Carbon Reduction Program (CBN)
- Federal Lands Access Program (FLAP)
- Ferry Program
- Green Ribbon Program
- Intelligent Transportation Systems
- Landscape Incentive Awards
- Railroad Grade Crossing and Replanking Program
- Railroad Signal Maintenance Program
- Safety Rest Area/Truck Parking
- Seaport Connectivity
- Supplemental Transportation Projects (Federal)
- Texas Parks and Wildlife Department (TPWD)

Highway Projects Funding Categories

■ Category 11: District Discretionary

- Addresses TxDOT Districts needs through sub-programs. Project types include roadway maintenance or rehabilitation, added passing lanes (Super 2), and road widening
- District Discretionary
- District Safety
- Energy Sector
- Border State Infrastructure funding
- Construction Cost Overruns/Change Order

Highway Projects Funding Categories

■ Category 12: Strategic Priority

- Addresses projects with specific importance to the state, including those that improve:
 - Congestion and connectivity
 - Economic opportunity
 - Energy sector
 - Border and port connectivity
 - Efficiency of military deployment routes
 - The ability to respond to both man-made and natural emergencies
- Types of projects include new road construction, widening (freeway and non freeway) and Interchange improvements.
- Texas Transportation Commission selects projects using performance-based prioritization

Required Match

- All federal funding requires state/local match or Transportation Development Credits (TDCs)
- TDCs are awarded by TPC based on TDC policy
- Local sponsors may choose to request TDCs in lieu of local funds and contribute 50% of the local matching funds to Regional Strategic Transportation Fund.



Item 10: Draft Project Delivery Milestone Policy



Transportation Advisory Committee (TAC)
March 19, 2025

TPC Directive

- Draft “Project Milestone Policy” to Hold Project Sponsors Accountable for Respective Project Let Dates

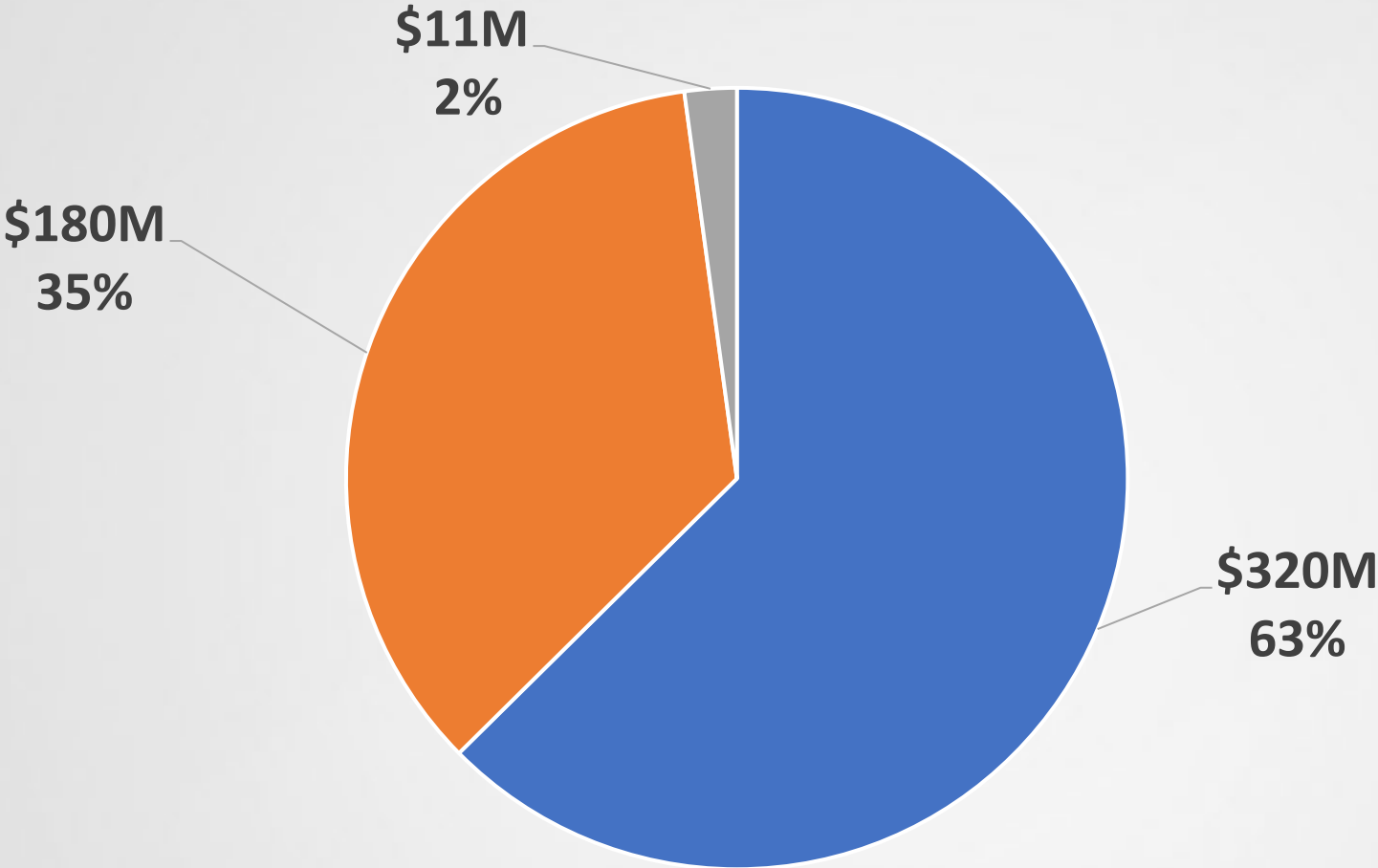


Quarterly TIP Meetings



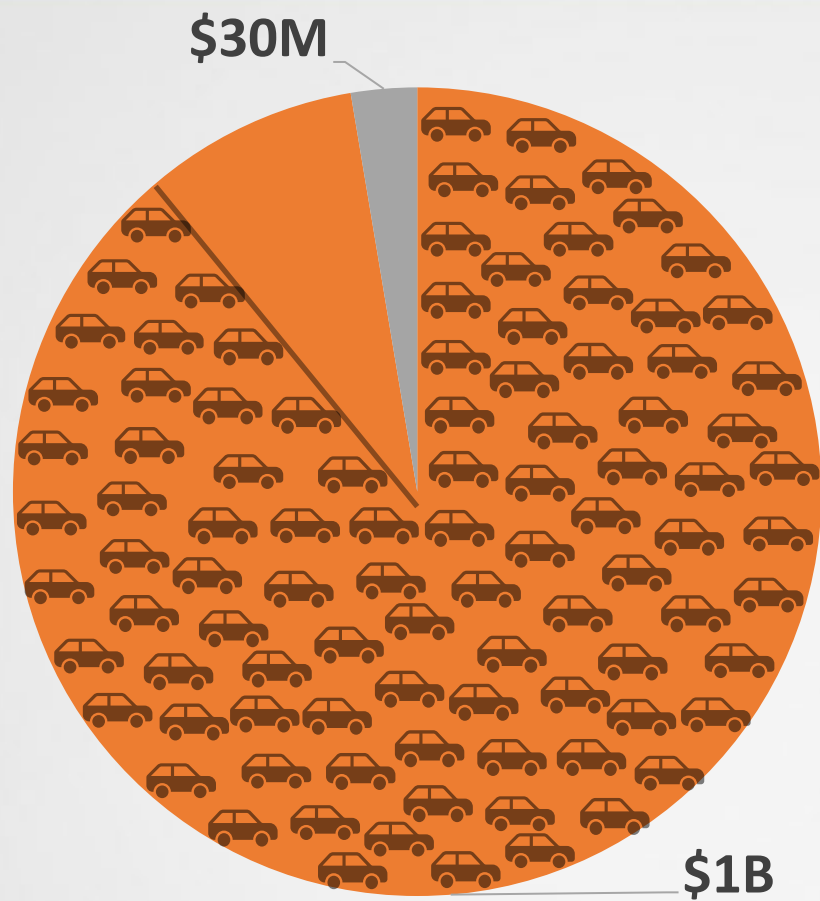
- Track Monitor over \$1B of Local Government Sponsored Projects
- Over 35 Meetings
- Projects Programmed Within the 4-Year TIP Window

FY 2023 Local Government Projects



■ FY 2023-2024 "Rolled" ■ FY 2023 to FY 2025 or Further ■ Let

FY 2024-2028 Local Government Projects

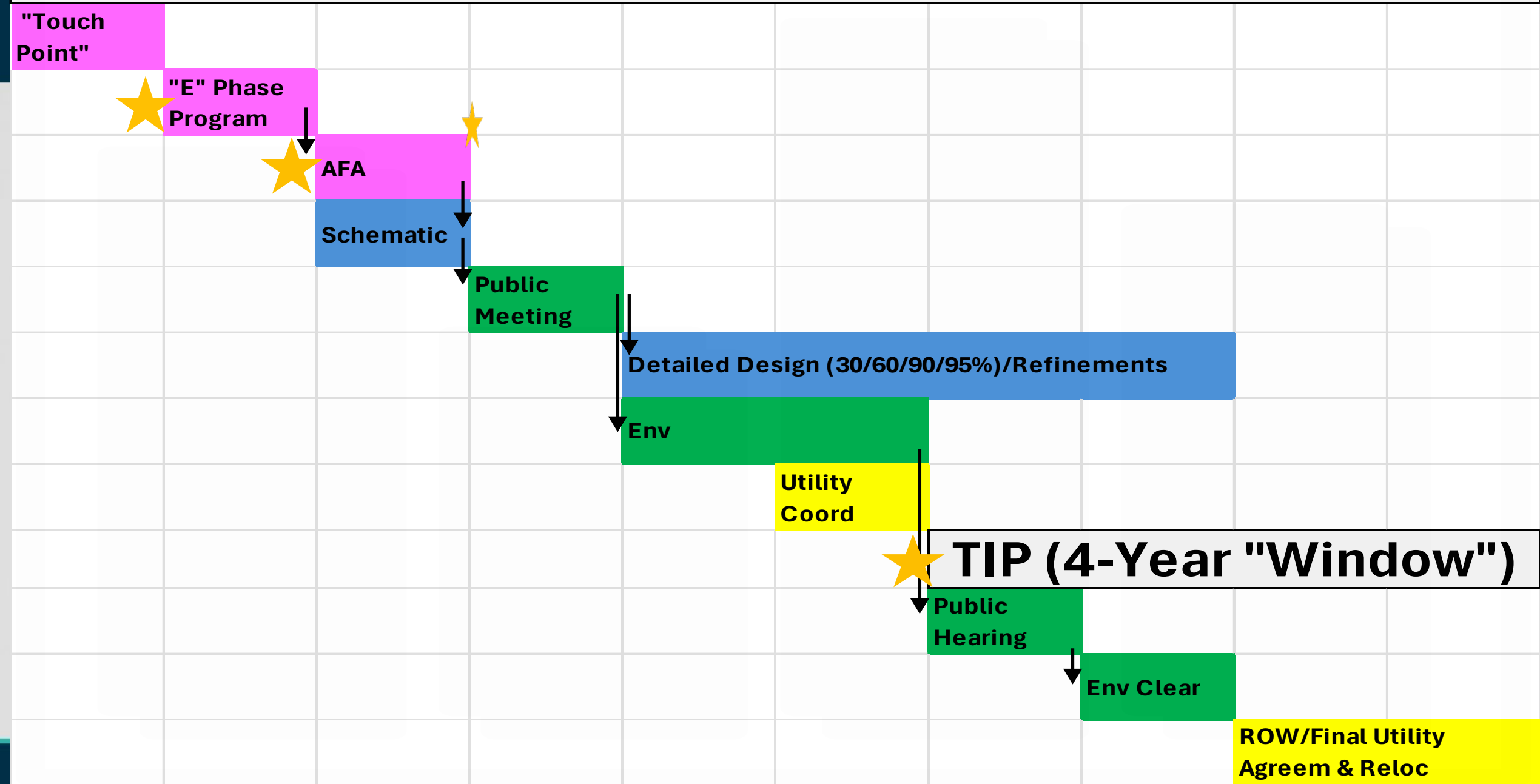


■ Projects Shifts

■ Let In FY 24

🚗 Carryover Spend Down
FY 25-26 (\$900M)

10-Year Plan



Potential Milestone Consideration

- **10-Year “Window”**
 - “E” Phase Programming (20% Match from Local Governments)
 - Advanced Funding Agreement (AFA)
 - Design Percentage Before TIP 4-Year Programming (Dependent on Other Critical Path Items Pending)
- **4-Year TIP “Window”**
 - Detailed Design Percentage (Especially for Projects with ROW Acquisition)
 - Transfer from FHWA to FTA Within Certain Timeframe After Programming in TIP

Summary

- Update Project Development/Delivery Process (TxDOT/H-GAC)
- Determine Applicable Project Development/Delivery Milestones
- Identify Reasonable Timelines to Meet Milestones
- Develop Accountability Policy

Possible Next Steps

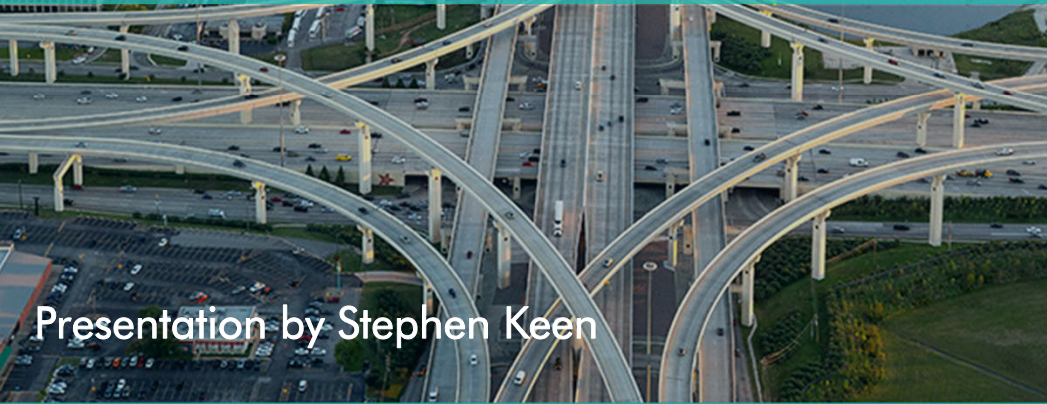
- Present TIP Subcommittee
- Form a Workgroup (TAC or TIP SC)

Contact

Callie Barnes
Program Manager – Project Delivery
Callie.Barnes@H-GAC.com
832-681-2615



2045 RTP Update Project Amendment



Presentation by Stephen Keen

Regional Collaboration • Transportation Planning • Multimodal Mobility



RTP Amendment



- Staff contacted all sponsors who have projects on RTP list.
 - Received updated information from majority of sponsors.
 - Staff coordinating with remaining sponsors.
- 70+ sponsors
- 1,000+ projects
- ✓ Addition of Projects
- ✓ Removal of Projects
 - ✓ Completed
 - ✓ Let
 - ✓ Removed
 - ✓ Cancelled
- ✓ Project Updates
 - ✓ Fiscal Year
 - ✓ Cost
 - ✓ Project Description
 - ✓ Sponsor

RTP Amendment



- ✓ Staff sent emails to sponsors requesting updated information.
- ✓ Staff received updated information.
- Project list made available on H-GAC website.
- Staff coordinating with few sponsors collecting information.
- Staff receives feedback from members on draft list.
 - Project list will be updated on website when updates are submitted.
- Approval request in April.
 - If approved, conformity will move forward with project list.



Item 12A. Future Amendments to 2025-2028 TIP and 2045 RTP



Transportation Advisory Committee
March 19, 2025

Future 2025-2028 TIP Amendments

- Update City of Conroe's FY 2021-2026 FTA Sections 5307, 5310 and 5339 POP for administration, capital, planning & operations. Program 23 new apportionments. Adjust funding of 18 existing projects based on finalized allocations. Requesting TDCs in lieu of matching funds
- Program two FY 2028 U.S. DOT RAISE program awards to TxDOT Houston District to construct intermodal facilities in Angleton (MPO ID 19367; \$7.0M) and Freeport (MPO ID 19368; \$15.2M).

Future 2025-2028 TIP Amendments

- Program City of Mont Belvieu's Traffic Management Center construction in FY 2027 (MPO ID 19361) selected in PSP with \$2.8M of federal CMAQ & local matching funds
- Program engineering of Montgomery County's SH 99 frontage road & turn lane construction in FY 2026 (MPO ID 19352) selected in PSP with \$750K of state Pass-Through Finance funds
- Add \$63.7M of federal STBG, +20% local match, to two segments of City of Pearland's Mykawa Road widening projects (MPO IDs 7602, 17082) due to increased cost estimates

Action Requested

- Review and discussion only



Item 12B. Administrative Amendments to 2025-2028 TIP



Transportation Advisory Committee
March 19, 2025

January 2025 Administrative Amendments

- Delay SH 105 widening (MPO ID 965) from FY 2026 to FY 2028 due to State-level lettings at TxDOT Houston District's request.
- Delay FM 518 widening (MPO ID 10132) from FY 2026 to FY 2027 due to State-level lettings at TxDOT Houston District's request.
- Delay IH 10 W widening (MPO ID 10334) from FY 2026 to FY 2027 due to State-level lettings at TxDOT Houston District's request.
- Delay IH 10 W widening (MPO ID 13864) from FY 2026 to FY 2027 due to State-level lettings at TxDOT Houston District's request.

Administrative Amendments 2025-2028

TIP

- Convert SH 99 DCs construction (MPO ID 8088) ROW funding from Federal to State at TxDOT Houston District's request.
- Change Phase of METRO vehicle replacement (MPO ID 11268) from 'Construction' to 'Transfer'.
- Reformat FM 529 widening projects (MPO IDs 17210, 18514, 18996, 18997) at TxDOT Houston District's request.
- Correct County name of I-45 N widening (MPO ID 17221) to 'Montgomery'.
- Correct emissions values of FM 521 widening (MPO ID 18501).
- Advance SH 225 reconstruction (MPO ID 18960) to FY 2025 to coordinate with HCTRA project.

Administrative Amendments 2025-2028

TIP

- Correct Sponsor Name of Lake Houston Parkway widening (MPO ID 19177).
- Change matching funds from Local to State on TXDOT Beaumont District sidewalks (MPO ID 19188).
- Correct funding calculation error in detail page of TXDOT Beaumont District turn lanes (MPO ID 19189).
- Correct Facility name of SH-99 frontage road (MPO ID 19198).
- Correct Facility name of SH-99 frontage road (MPO ID 19200).
- Correct Facility name of SH-99 frontage road (MPO ID 19201).
- Correct Description of FM 1413 construction (MPO ID 19227).

Administrative Amendments 2025-2028 TIP

- Correct Description of US 90 construction (MPO ID 19228).
- Correct Description of SH 146 construction (MPO ID 19229).
- Correct Budget calculation error in detail page of Montgomery County ITS (MPO ID 19236).
- Correct Total Project Cost error of Port of Houston Short-Haul Truck Emissions (MPO ID 19365).

Action Requested

- Approved and signed for January 2025



Item 12B. Administrative Amendments to 2025-2028 TIP



Transportation Advisory Committee
March 19, 2025

Administrative Amendments 2025-2028

TIP

- Advance Downtown Management District's Main Street Promenade reconstruction project from FY 2026 to FY 2025. Correct Street name and one limit.

Action Requested

- Approved and signed for February 2025