



# Amendments to the 2023-2026 TIP and 2045 RTP



Transportation Advisory Committee  
March 13, 2024



# Previewed TIP and RTP Amendments

- Program TxDOT Houston District's IH 10 W frontage roads construction (MPO ID 19023) with Cat-2 funding in Waller County selected by TPC as a Regional Goods Movement project in December 2023. (+\$52.9M; Total: \$52.9M)
- Program TxDOT Houston District's IH 10 W frontage roads construction (MPO ID 19024) with Cat-2 funding in Fort Bend County selected by TPC as a Regional Goods Movement project in December 2023. (+\$4.0M; Total: \$4.0M)
- Program TxDOT Houston District's FM 1488 ROW acquisition with federal/state SW-ROW funding in FY 2024 (MPO ID 18985) for the FY 2026 4-lane construction in Montgomery County (MPO ID 16313). (+\$14.2M; Total: \$14.2M)
- Program TxDOT Houston District's IH 45 N (NHHIP) ROW phase for Segment 3C-1 (MPO ID 18976), funded with federal/state SW-ROW funding in FY 2024 to allow commencement of advanced ROW acquisitions and utilities coordination. (+\$94.0M; Total: \$94.0M)

# Previewed TIP and RTP Amendments

- Program TxDOT Houston District's IH 45 NHHIP ROW phase for Seg 3C-2 (MPO ID 18977) funded with federal/state SW-ROW in FY 2024 to allow advanced ROW acquisitions and utilities coordination. (+\$610.0M; Total: \$610.0M)
- Split out two segments (MPO IDs 19025, 19026) of the TxDOT Houston District's NHHIP Seg 3C-2 interchanges reconstruction (MPO ID 16330) to improve constructability. Delay to FY 2028. (+\$0M; Total: \$1.1B)
- Program TxDOT Houston District's NHHIP main lane reconstruction for Seg 3C-2 (MPO ID 19025) split from MPO ID 16330 with federal/state Statewide Connectivity and SW-ROW funding in FY 2024. (+\$196.0M; Total: \$196.0M)
- List TxDOT Houston District's NHHIP main lane reconstruction for Segment 3C-3 (MPO ID 19026) split from MPO ID 16330 in FY 2027 of the 2045 RTP. (Total Project Cost: \$250.0M)

# Previewed TIP and RTP Amendments

- Program TxDOT Houston District's US 290 Truck Parking Lot construction at FM 2920 (MPO ID 18917) with federal/state Preventative Maintenance and Rehabilitation funding in FY 2025. (+\$1.8M; Total: \$1.8M)
- Program National Electric Vehicle Infrastructure (NEVI) Formula Program award for installation of 4 direct current fast-charge ports on IH 69 S in Sugar Land (MPO ID 19075) in FY 2024. (+\$1.1M; Total: \$1.1M)
- Program National Electric Vehicle Infrastructure (NEVI) Formula Program award for installation of 4 direct current fast-charge ports on IH 10 East in Winnie (MPO ID 19076) in FY 2024. (+\$1.2M; Total: \$1.2M)
- Add \$17.9M CMAQ funds for additional design elements and inflated costs of labor and materials on TxDOT Houston District's FY 2026 BW 8 Frontage Road Access Management (MPO ID 18035). (+\$17.9M; Total: \$26.9M)

# Previewed TIP and RTP Amendments

- Delay City of Houston's STBG funded Greens Road 4-lane widening (MPO ID 5030) from FY 2024 to FY 2025 to allow for exploration of funding options. (Total: \$16.0M)
- Delay TxDOT Houston District's NHHIP interchange reconstruction (MPO ID 16328) from FY 2024 to FY 2025 and update description with segment name. (Total: \$909.6M)
- Delay TxDOT Houston District's SH 249 8-lane widening (MPO ID 17224) from FY 2025 in the 2045 RTP to FY 2027 at TxDOT's request. (Total Project Cost: \$130.6M)
- Delay METRO's CMAQ funded US 290 Cypress Park & Ride ramp construction (MPO ID 17041) from FY 2024 to FY 2027 to allow for completion of design, agreements and environmental clearance. (Total: \$41.9M)

# Previewed TIP and RTP Amendments

- Delay City of Bellaire's CMAQ funded wireless communications installation (MPO ID 18020) from FY 2025 to FY 2026 to allow for consultant selection. (Total: \$867K)
- Delay City of Galveston's FTA Section 5307 funded transit operations (MPO ID 18616) from FY 2023 to FY 2024 to conform with funding needs. (Total: \$2.6M)
- Advance TxDOT Houston District's NHHIP Segment 3B drainage (MPO ID 19007) from FY 2025 to FY 2024 to take advantage of project readiness. (Total: \$226.7M)
- Add ROW acquisition as authorized phase to TxDOT Houston District's FM 517 FY 2028 4-lane widening in Galveston County (MPO ID 38). (Total: \$108.9M)

# Previewed TIP and RTP Amendments

## FY 2024 Unified Transportation Plan Reconciliations

#	MPO ID	Amendment	Roadway	County	Category	Add \$M	Total \$M
1	17233	Program	US 290	Waller	Cat-2, Cat-4	\$83.2	\$83.2
2	263	Modify Funds	SH 36	Fort Bend	Cat-2, ROW	\$11.4	\$75.3
3	290	"	FM 2100	Harris	Cat-2, ROW	\$1.5	\$44.4
4	514	"	FM 646	Galveston	Cat-2, ROW	\$14.1	\$51.6
5	965	"	SH 105	Montgomery	Cat-2, Cat-4, ROW	\$12.4	\$125.3
6	7706	"	SH 105	Montgomery	Cat-2, ROW	\$13.4	\$53.8
7	10132	"	FM 518	Brazoria	Cat-2, ROW	\$7.6	\$61.3
8	10144	"	FM 646	Galveston	Cat-2, Cat-4, ROW	\$17.6	\$26.8
9	10920	"	FM 646	Galveston	Cat-2, Cat-4, ROW	\$3.5	\$36.8
10	18027	"	SH 35	Brazoria	Cat-2, ROW	\$0.0	\$39.4
11	18029	"	US 90A	Fort Bend	Cat-2	\$0.6	\$35.6
12	18048	"	IH 610	Harris	Cat-2, Cat-12, ROW	\$0.0	\$205.0

# Additional TIP and RTP Amendments

- Program nine (9) TxDOT Houston District advanced right-of-way (ROW) acquisition projects (MPO IDs 18984, 18986, 18987, 18988, 18989, 18996, 18997, 18998, 18999) for IH-10 E, SH 75 & SH 249, FM 521, FM 529 reconstruction & widening projects with state SW-ROW funding in FY 2024. (+\$177.7M; Total: \$177.7M)
- Program City of Sugar Land US 90A Railroad Monitoring engineering in FY 2025 with federal/local STBG funds (MPO ID 19014). (Total: \$304K)
- Program City of Sugar Land US 90A Railroad Monitoring construction in FY 2026 federal/local STBG funds (MPO ID 19017). (Total: \$1.4M)



# Additional TIP and RTP Amendments

- Program Gulf Coast Transit District's FY 2019 FTA apportionment of Urban Area Formula Program, Section 5307, funds for Lake Jackson-Angleton operating expenditures (MPO ID 19084) in FY 2024 with 1.1M Transportation Development Credits (TDCs) in lieu of matching funds. (+\$1.1M; Total: \$1.1M)
- Program Gulf Coast Transit District's FY 2020 FTA apportionment of Urban Area Formula Program, Section 5307, funds for Lake Jackson-Angleton operating expenditures (MPO ID 19085) in FY 2024 with 1.1M TDCs in lieu of matching funds. (+\$1.1M; Total: \$1.1M)

# Additional TIP and RTP Amendments

- Program METRO'S FY 2023 FTA Section 5307 apportionment for the Safety & Security project (MPO ID 19081) in FY 2025 with 395K TDCs per the METRO Board of Director's approval on February 29th, 2024. (+\$2.0M; Total: \$2.0M)
- Program METRO'S FY 2023 FTA apportionment of Bus & Bus Facilities program, Section 5339, funds for State of Good Repair–Vehicle Replacement (MPO ID 19082) in FY 2025 with 1.8M TDCs per METRO Board of Director's approval. (+\$9.0M; Total: \$9.0M)
- Program METRO'S FY 2023 FTA apportionment of Enhanced Mobility of Seniors and Individuals with Disabilities program, Section 5310, funds for Paratransit Services (MPO ID 19083) in FY 2025 with 505K TDCs per METRO Board of Director's approval. (+\$2.5M; Total: \$2.5M)
- Modify funding of METRO'S FY 2023 FTA Section 5307 apportionment for METROLIFT ADA Support (MPO ID 18009). Delay to FY 2025 with 2.3M TDCs per METRO Board of Director's approval. (+\$1.0M; Total: \$11.3M)

# Additional TIP and RTP Amendments

- Modify funding of METRO'S FY 2023 FTA Section 5307 apportionment for State of Good Repair–Vehicle Replacements (MPO ID 18002). Delay to FY 2025 with updated description and 17.0M TDCs per METRO Board of Director's approval. (+\$3.3M; Total: \$85.1M)
- Modify METRO'S FY 2023 FTA Section 5337 apportionment for State of Good Repair–Fixed Guideway (MPO ID 18155) with updated description and 4.1M TDCs. Delay to FY 2025 per METRO Board of Director's approval. (+\$12.2M; Total: \$20.7M)
- Convert all funding (Cats-1, 4, 12 & SW-ROW) of TxDOT Houston District's FY 2026 SH 35/SP 5 frontage road & widenings in Harris County (MPO IDs 209 & 210) to state contributions to spend down state funds. (Total: \$146.8M)
- Convert SW-ROW funding of TxDOT Houston District's FY 2024 & 2025 IH 10 West reconstruction & widenings (MPO IDs 6056, 10334, 13864, 18402 ) to 100% state per TxDOT Right-of-Way Division policy as of September 1, 2023. Delay to FY 2025 & 2026 due to ROW acquisitions and utilities adjustments. (Total: \$389.0M)

# Action

- **Transportation Advisory Committee recommendation for Transportation Policy Council approval of Resolutions 2024-06 and 2024-07**





# Climate Pollution Reduction Grant – Phase II Implementation Grant Overview



March 13, 2024  
Transportation Advisory Committee



# Agenda



1. CPRG Overview
2. Greenhouse Gas Inventory
3. Final PCAP Strategies
4. Introduction to CPRG Phase II
5. Potential Implementation Projects
6. Next Steps

# Climate Pollution Reduction Grant (CPRG)



- The primary goal of the program is to address climate pollution while supporting the creation of jobs, delivering cleaner air, and lowering energy costs for families.
- EPA will implement CPRG in two phases:
  - Phase I: \$250 Million Non-Competitive Planning Grant
  - Phase II: \$4.6 Billion in Competitive Implementation Grant

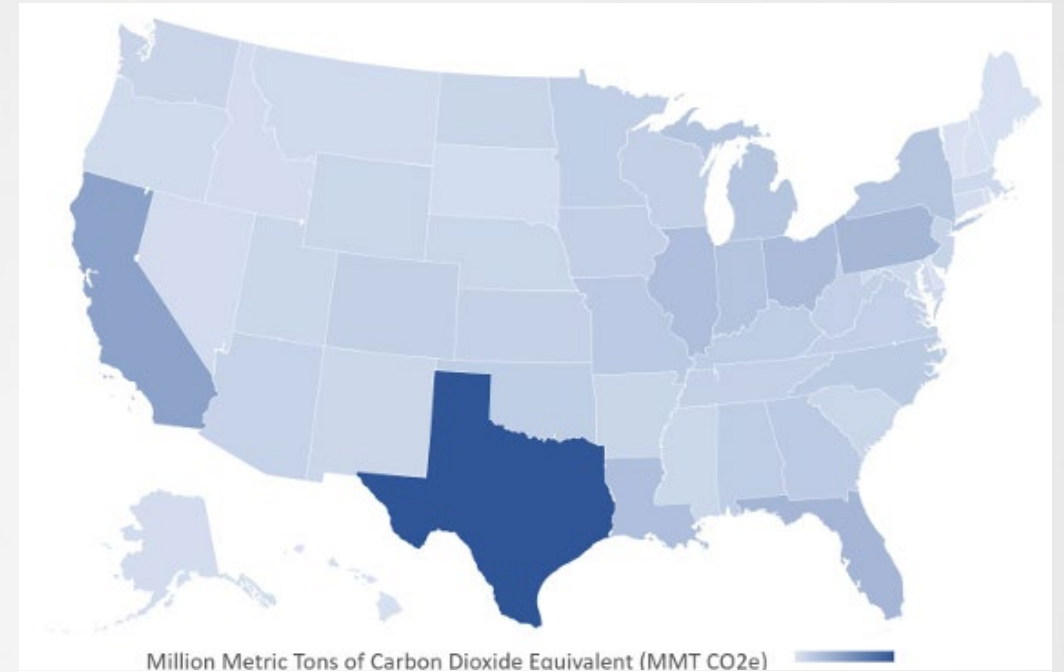
# Nationwide Patterns

## Texas leads the country in GHG Emissions

873,000,000 metric tons of CO<sub>2</sub>e is equivalent to pollution from....

- 194,268,933 gasoline-powered passenger cars driven for one year;
- 169,863,594 homes' electricity use for one year
- 234 coal-fired power plants in one year

<https://www.epa.gov/energy/greenhouse-gas-equivalencies-calculator>

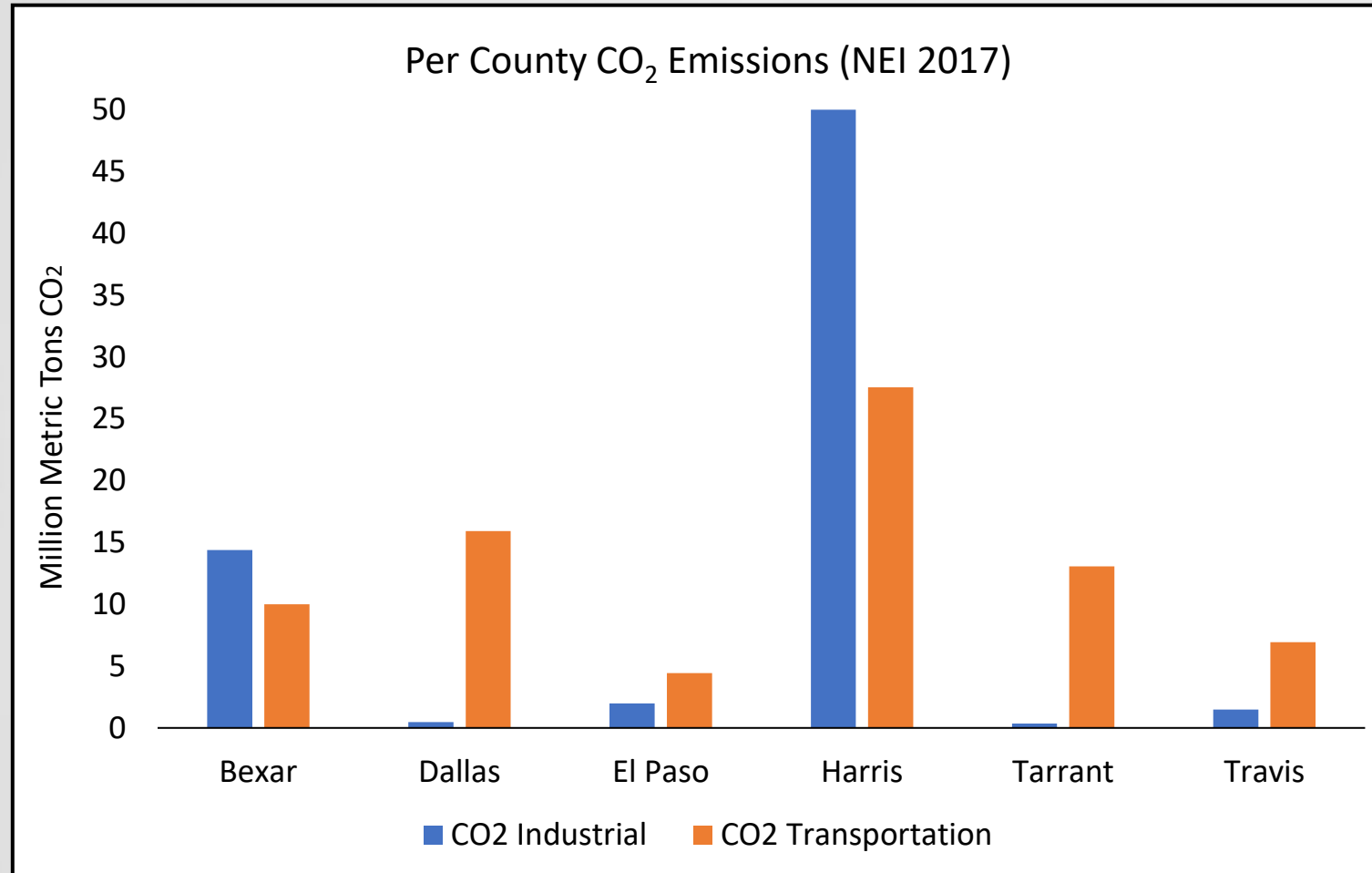


Million Metric Tons of Carbon Dioxide Equivalent (MMT CO<sub>2</sub>e)

Image Source: TCEQ's CPRG Program in Texas  
Data from EPA's State Level GHG Inventory, 2021

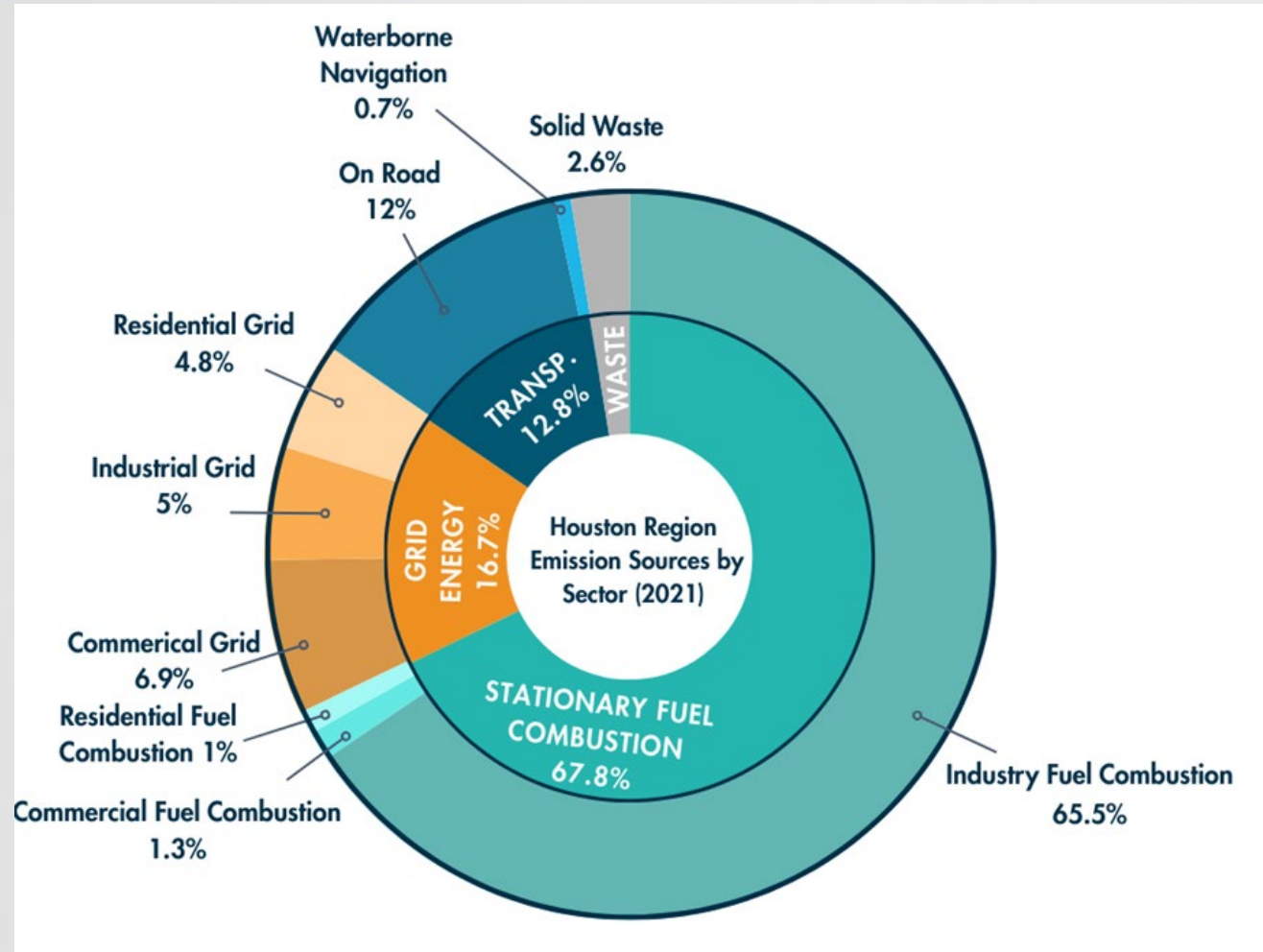


# Statewide Emissions – Urban Counties



Regional CO<sub>2</sub> Emissions from Texas MSAs for Transportation and Industrial Sectors (2017 NEI)


# Regional Greenhouse Gas Inventory



Percent of Regional GHG Emissions by Major Sources and Sectors (2021)



# Regional Priority Climate Action Plan



## Buildings Sector



- More efficient and resilient buildings

## Energy Sector



- Expand and integrate renewable energy
- Reduce peak energy demand
- Advanced decarbonization

## Transportation Sector



- Decrease SOV
- Increase low and ZEV vehicle deployments
- Expand multimodal/ bicycle infrastructure

## Agriculture (Urban) Sector



- Implement nature-based solutions
- Land restoration
- Enhance green space
- Increase tree canopy

## Materials Management Sector



- Divert waste from landfills

# CPRG Phase II

## Project applications should:

- Achieve significant cumulative GHG reductions by 2030 and beyond
- Substantial community benefits
- Complement other funding sources
- Innovative policies and programs that are replicable



**CLIMATE  
POLLUTION  
REDUCTION  
GRANTS**

U.S. Environmental Protection Agency



# CPRG Phase II Details

- A region must have submitted a PCAP to be eligible
- Lead organizations, state, and municipal government entities may apply to for implementation funding
- Eligible projects must fit within a submitted PCAP measure
- EPA will not award multiple grants for the same measure in the same location
- EPA is strongly recommending that applications be collaborative
  
- Applications for Phase II are due on April 1, 2024

# Funding Availability



## Funding Availability – General Competition



Tier	Grant Ranges (million)	Funds Targeted for Each Tier (billion)	Anticipated Number of Grants to be Awarded
Tier A	\$200 to \$500	\$2	4-10
Tier B	\$100 to <\$200	\$1.3	6-13
Tier C	\$50 to <\$100	\$0.6	6-12
Tier D	\$10 to <\$50	\$0.3	6-30
Tier E	\$2 to <\$10	\$0.1	10-50
	<b>TOTAL</b>	<b>\$4.3 billion</b>	<b>30-115</b>

General Competition funds will be available across five funding tiers.

Applications will be evaluated and selected for award on a tier- by-tier basis.

# Evaluation Criteria



EVALUATION CRITERIA SUMMARY	POINTS
1. Overall Summary and Approach	45
2. Impact of GHG Reduction Measures	60
3. Environmental Results - Outputs, Outcomes, and Performance Measures	30
4. Low-Income and Disadvantaged Communities	35
5. Job Quality	5
6. Programmatic Capability and Past Performance	30
7. Budget	45
<b>TOTAL</b>	<b>250</b>



# Project Selection



- Received 38 potential implementation projects from within the region through the PCAP Call for Projects
- 25 projects did not include an eligible implementer or could not fit within available budget – were not considered further
- 13 remaining projects still under consideration
- Total cost for remaining projects is about \$150 million
- Staff working to review remaining projects and develop criteria for the implementation application

# Potential Phase II Projects

Project Name	Implementor
Brownfields to Brightfields: revitalizing polluted land to improve air quality, promote solar energy and advance equitable community development.	City of Houston
Clean Air Renewable Energy & Storage (CARES)	Harris County Office of Sustainability
Clear Creek Regional Mitigation Bank	Harris County Flood Control District
County Infrastructure – Weatherization	Fort Bend County
Decarbonization of Public-Facing Municipal Buildings such as improving building efficiencies and installing solar and storage on community serving municipal buildings.	City of Houston
Expanded ForUsTree: Creating an Inclusive Community Canopy within Houston and Harris County	Houston Advanced Research Center

# Potential Phase II Projects (cont.)

Project Name	Implementor
Houston Repair Cafe	City of Houston
Port Houston's High Voltage Shore Power	Port of Houston Authority
Port Houston's MicroGrid	Port of Houston Authority
Port Houston's Zero Emission Cargo Handling Equipment	Port of Houston Authority
Reducing transportation sector emissions by transitioning Regional and Municipal Fleet to EV's and installing EVSE for public use in low-income communities at city facilities.	City of Houston
Regional Small Business Green Infrastructure Loan Program	H-GAC
Small Business Commute Solutions Incentive in LIDAC Areas	H-GAC



# Key Dates

## Timeline for General Competition

Sept 20, 2023	Feb 1, 2024	March 1, 2024	April 1, 2024	July 2024*	October 2024*
Notice of Funding Opportunity (NOFO) released	Optional Notice of Intent to Apply deadline	Priority Climate Action Plans due	Application deadline	Notification of Awards	Funds Awarded

## Parallel Timeline for Tribes and Territories Competition

September 20, 2023	March 1, 2024	April 1, 2024	May 1, 2024	September 2024*	December 2024*
--------------------	---------------	---------------	-------------	-----------------	----------------

\*Anticipated Dates

# Contact

## CPRG Project Team

- Craig Raborn, MPO Director  
[Craig.Raborn@h-gac.com](mailto:Craig.Raborn@h-gac.com)
- Andrew DeCandis, Manager, Air Quality –  
[Andrew.Decandis@h-gac.com](mailto:Andrew.Decandis@h-gac.com)
- Pharr Andrews, Air Quality Principal Planner –  
[Pharr.Andrews@h-gac.com](mailto:Pharr.Andrews@h-gac.com)

[h-gac.com/climate-pollution-reduction-grant-program](http://h-gac.com/climate-pollution-reduction-grant-program)







# Transit Asset Management Performance Measures Update



March 13, 2024  
Transportation Advisory Committee



# Transit Asset Management (TAM)



- **Purpose: Ensure State of Good Repair**
- **Overview:**
  - **Each transit agency has a Transit Asset Management Plan**
  - **Each MPO sets regional targets**
  - **H-GAC sets the regional targets (biennially) for asset management using the information in each Agency's TAM Plan**

# Transit Asset Management (TAM)

Asset Category	Performance Measure
<b>Rolling Stock</b>	<b>Age</b> - % of Revenue Vehicles exceeding their Useful Life Benchmark (ULB)
<b>Equipment</b>	<b>Age</b> - % of Non-revenue Vehicles exceeding their Useful Life Benchmark (ULB)
<b>Facilities</b>	<b>Condition</b> - % of Facilities with a condition rating below 3 on the TERM scale (Marginal or Poor)
<b>Infrastructure</b>	<b>Performance</b> - % of Rail track segments, signals and systems with performance restrictions

# Regional TAM Performance Targets

Performance Targets and Actuals by Year										
Asset Category	2020			2022			2024			Proposed Targets
	Targets	Actuals	Met	Targets	Actuals	Met	Targets	Actuals	Met	2026
Rolling Stock (revenue vehicles)	11%	10%	✓	10%	10%	✓	10%	20%	✗	20%
Equipment (non-revenue vehicles)	46%	46%	✓	46%	46%	✓	46%	55%	✗	55%
Facilities (buildings and structures)	55%	55%	✓	54%	45%	✓	45%	28%	✓	28%
Infrastructure (rail tracks, signals & systems)	0%	0%	✓	0%	0%	✓	0%	1%	✗	1%

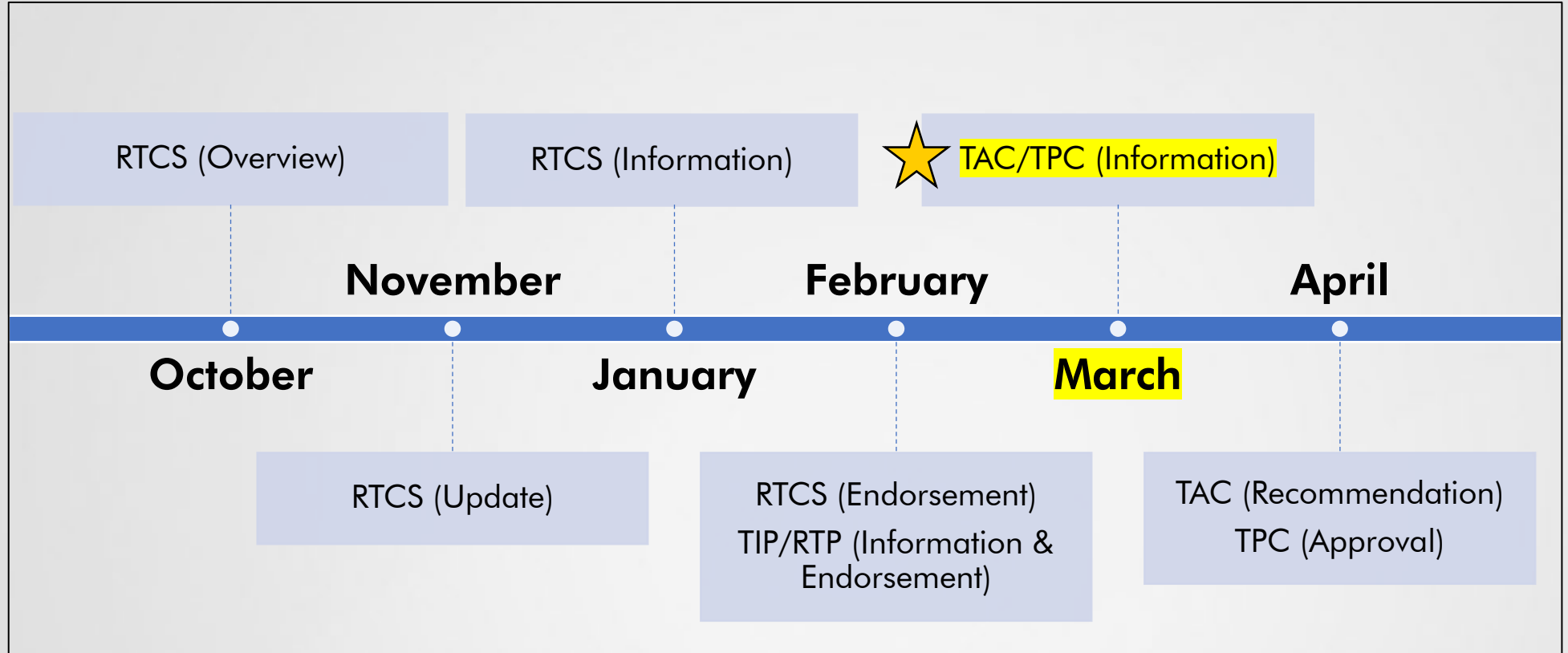
**Note: A lower percentage indicates better condition of transit assets**



# Transit Investments to Watch

<b>TIP Transit Capital Projects (FY 24 - 26)</b> <b>(METRO, Conroe, Fort Bend County, Galveston, Gulf Coast Transit, The Woodlands)</b>	<b>\$514 M</b>
<b>Carry Over Spend Down Transit Projects (FY 24 – 25)</b>	<b>\$231 M</b>
<b>Project Selection Process</b> <b>Investment Category – Transit (2026 – 2034)</b>	<b>\$97 M</b>
<b>Project Selection Process</b> <b>Investment Category – Resiliency &amp; State of Good Repair (2026 – 2034)</b>	<b>\$65 M</b>


# Timeline



RTCS- Regional Transit Coordination Subcommittee  
 RTP – Regional Transportation Plan Subcommittee  
 TAC – Transportation Advisory Committee

TIP – Transportation Improvement Program Subcommittee  
 TPC- Transportation Policy Council

# Questions?



[christopher.whaley@h-gac.com](mailto:christopher.whaley@h-gac.com)





# Project Selection Process Update



TIP Subcommittee  
March 06, 2024



# Investment Categories

- Selection Process in progress
  - Major Projects
  - High Growth Area Needs
  - Operational Improvements and Congestion Management
  - Resiliency and State of Good Repair
  - Transit
  - Evaluation criteria available at <https://www.h-gac.com/transportation-project-selection-process>
- Questionnaires were submitted on February 15, 2024 (One sponsor requested additional time)
- Sponsors can request portal accounts by sending an email to Vishu.Lingala @h-gac.com

# Summary of Questionnaires Submitted

# Of Questionnaires	# of Projects
1-Category	179
2-Categories	40
3-Categories	18
4-Categories	3
Total	240

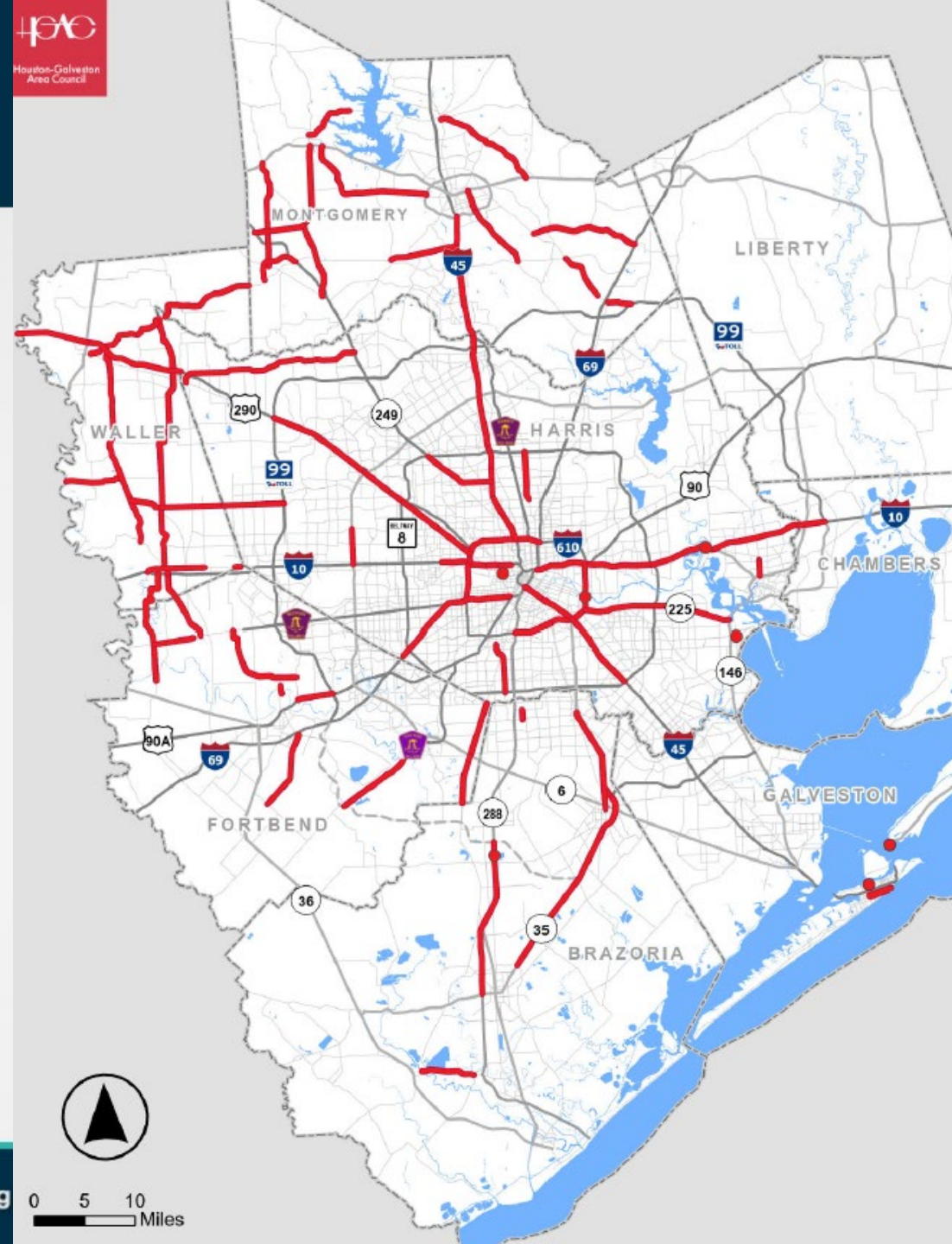


# Summary of Projects Submitted

Investment Category	# of Seg	# of Projects	Cost in \$M	Sponsors	Funding Available
Major Projects	106	51	\$19,214	8	\$389
High Growth Area Needs	72	68	\$2,335	19	\$324
Operational Improvements & Congestion Management	77	67	\$2,103	16	\$168
Resiliency & State of Good Repair	56	56	\$1,321	18	\$65
Transit	16	16	\$454	6	\$97
<b>Total</b>					<b>\$1,043</b>

# Major Projects

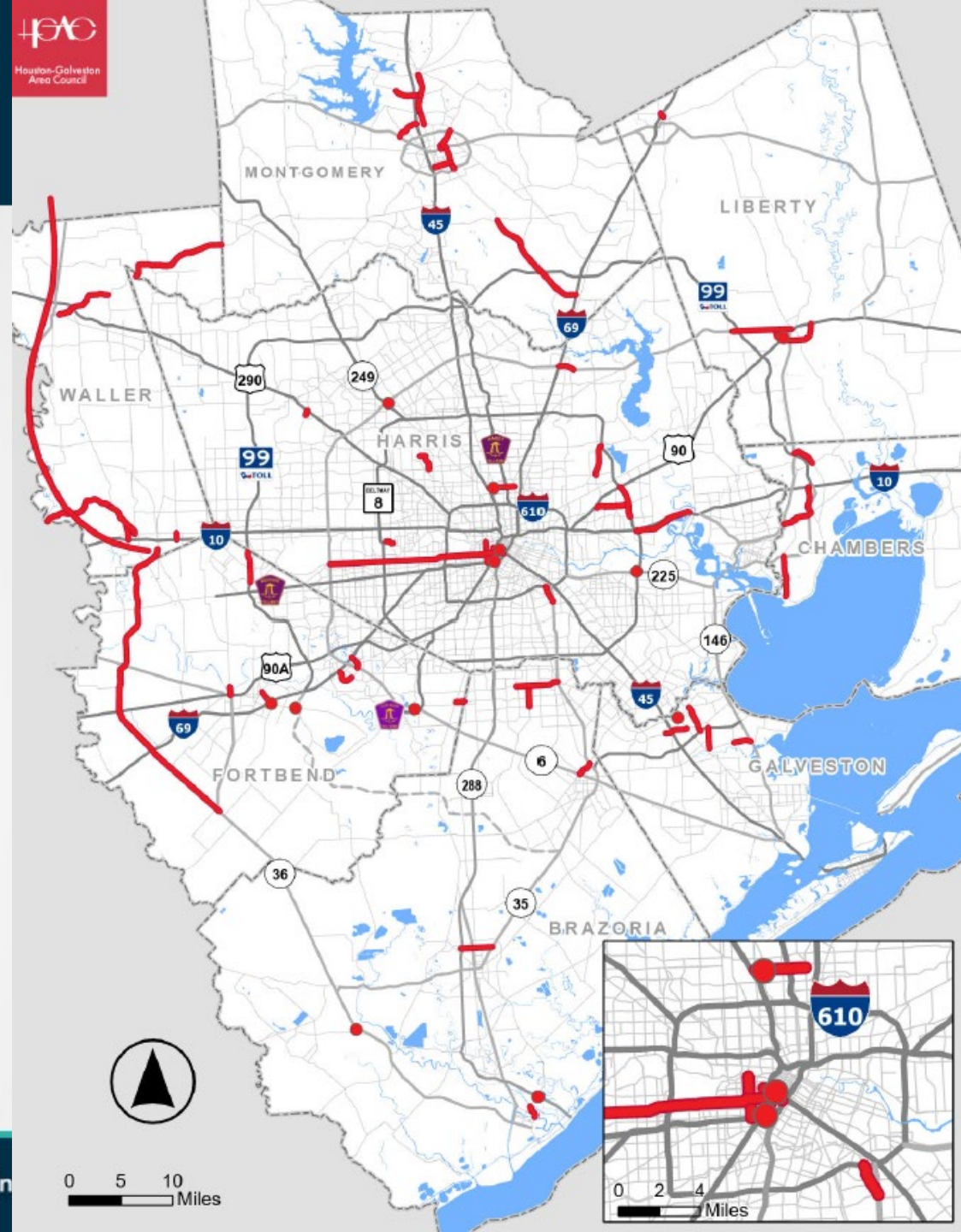
- 106 Segments
- Total Cost - \$19.2 Billion



# High Growth Area Needs



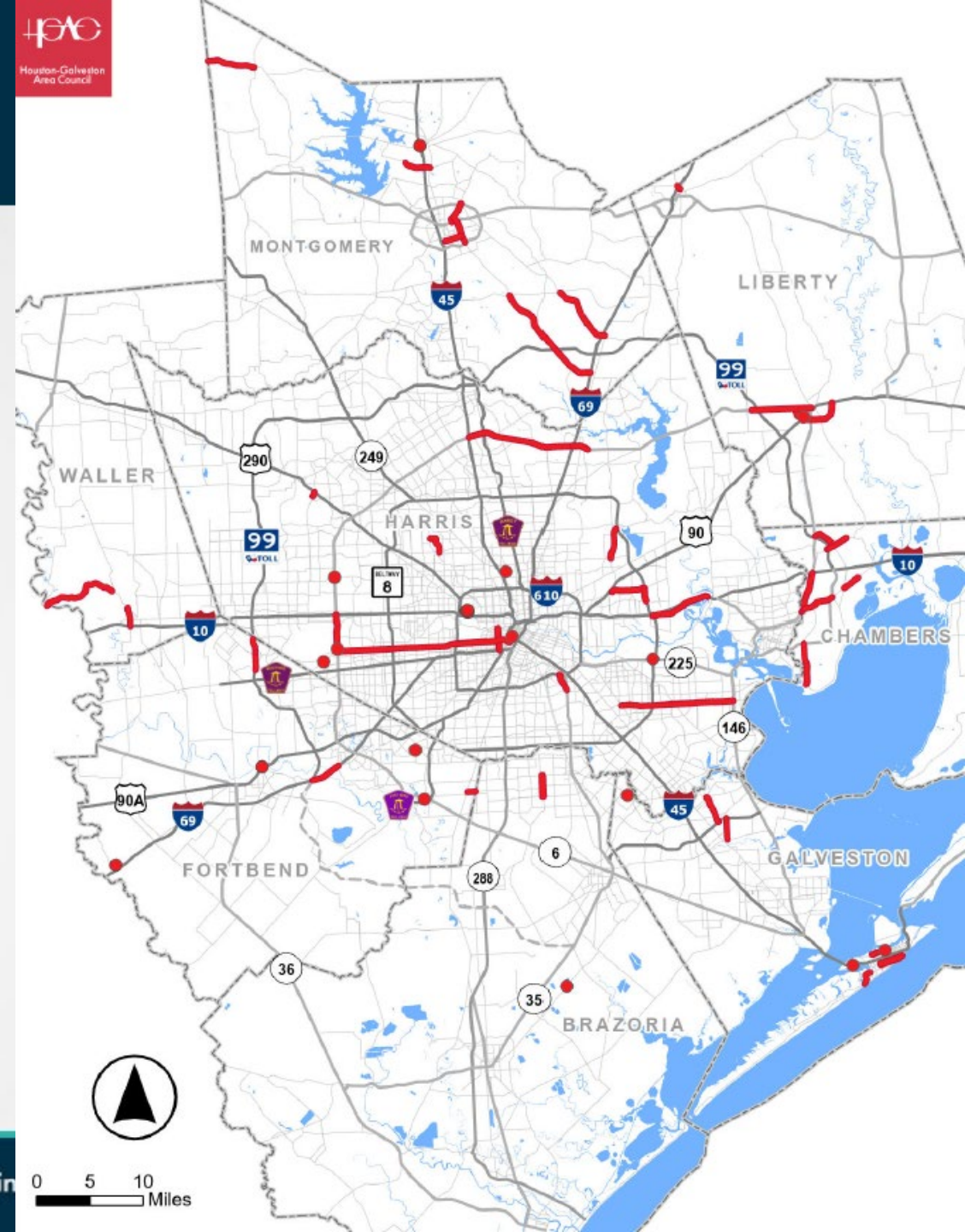
- 68 Segments
- Total Cost - \$2.3 Billion





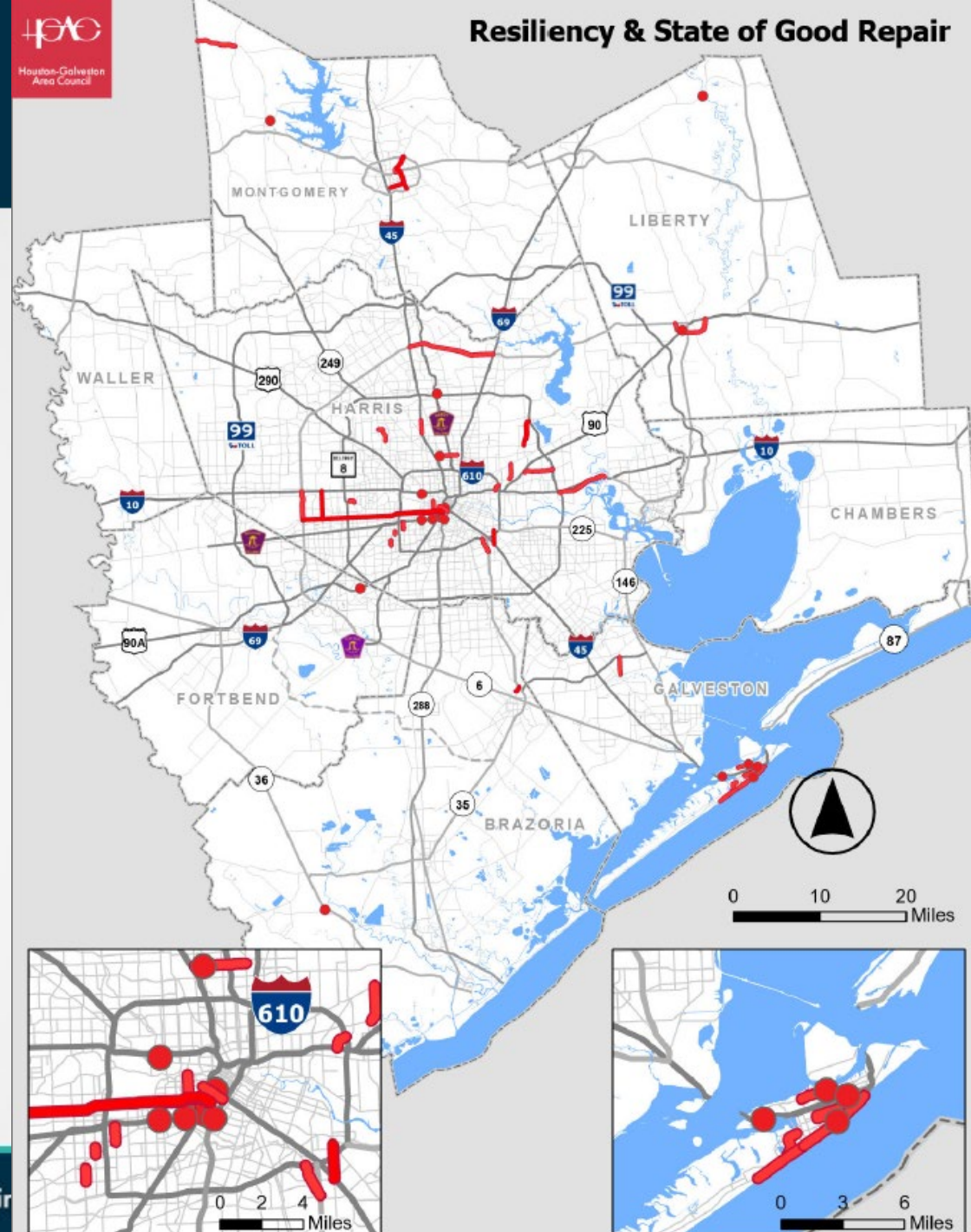
# Operational Improvements & Congestion Management

- 67 Segments
- Total Cost - \$2.1 Billion



# Resiliency & State Of Good Repair

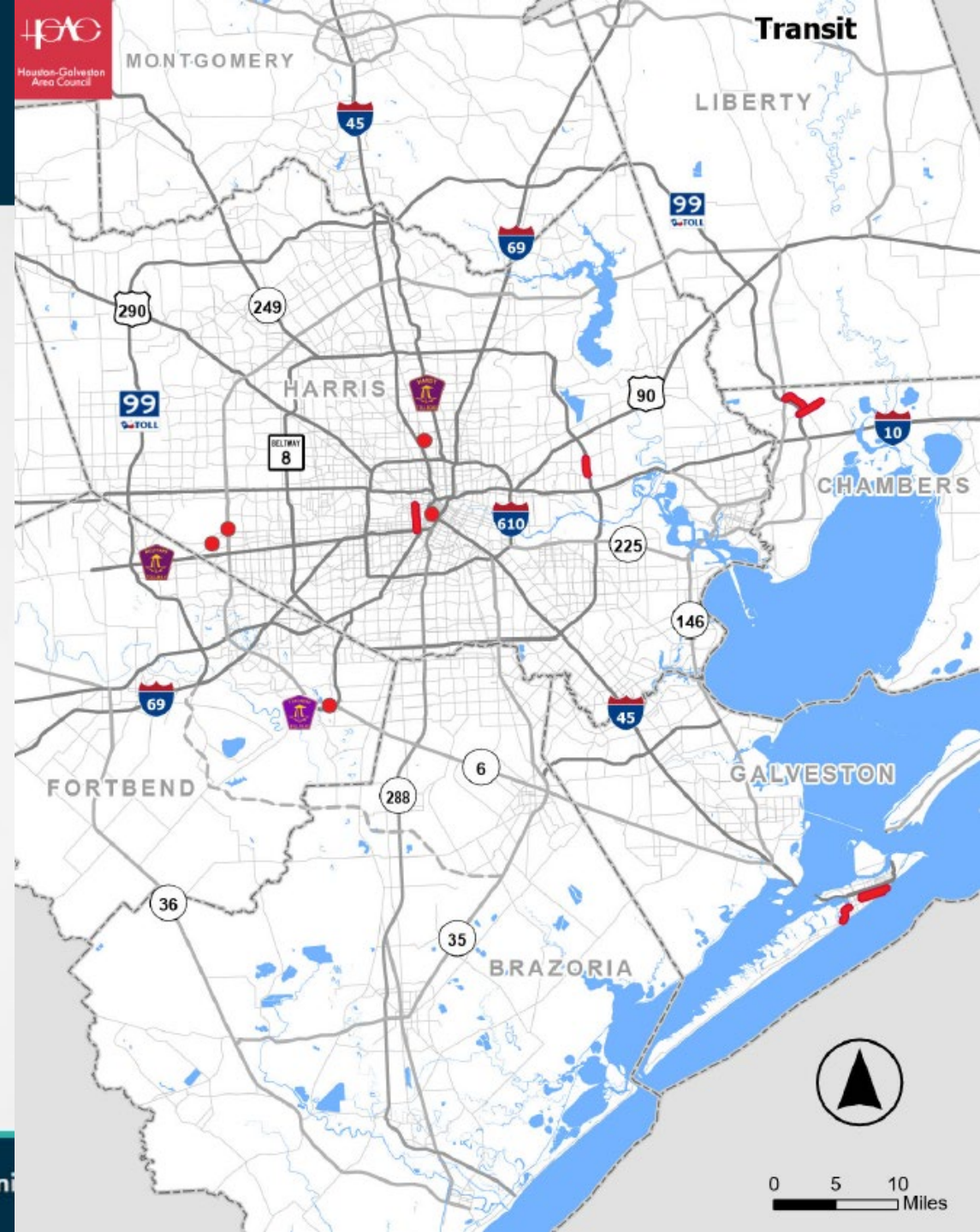
- 56 Segments
- Total Cost - \$1.3 Billion





# Transit

- 16 Segments
- Total Cost - \$454 Million





# Summary of Projects Submitted

Investment Category	# of Seg	# of Projects	Cost in \$M	Sponsors	Funding Available
Major Projects	106	51	\$19,214	8	\$389
High Growth Area Needs	72	68	\$2,335	19	\$324
Operational Improvements & Congestion Management	77	67	\$2,103	16	\$168
Resiliency & State of Good Repair	56	56	\$1,321	18	\$65
Transit	16	16	\$454	6	\$97
<b>Total</b>					<b>\$1,043</b>

# Contacts



Vishu Lingala  
Principal Transportation Planner

[Vishu.Lingala@H-GAC.com](mailto:Vishu.Lingala@H-GAC.com)

713-993-4561

Adam Beckom, AICP  
Manager


[Adam.Beckom@H-GAC.com](mailto:Adam.Beckom@H-GAC.com)

713-993-4567





# 2025-2028 Transportation Improvement Program Development - Public Involvement



Transportation Advisory Committee  
March 13, 2024



# Transportation Improvement Program (TIP)

- Federal and State mandated program of transportation projects
- Contains projects funded with local, State, and/or federal funding sources
- Covers four years of available funding
- Amended on a monthly basis and submitted to the State quarterly
- Adopted and extended every two years
- The TIP must be consistent with the Regional Transportation Plan and the latest Air Quality Conformity Determination

# RTP & Other Plans/Programs



**20+ Year Regional Transportation Plan**  
(2045 RTP)

**H-GAC Ten Year Plan/  
TxDOT Unified Transportation Program**  
(UTP)

**4 Year TIP**  
(2023-2026 TIP)

# 2025-2028 TIP Development

- Sponsor updates returned March 1<sup>st</sup>
  - Will reach out to sponsors for follow-ups
- HGAC Staff review and follow up with sponsors
  - Project Readiness
  - Fiscal Constraint
- Fiscal Constraint to FY 2025 Planning Targets
- Public Involvement
- Additional Considerations
  - Carryover Balance Projects
  - Regional Goods Movement Projects
  - Conformity
  - Congestion Management Process
  - Federal Functional Classification



# Public Comments



- Materials to be posted to H-GAC website as soon as available
  - “eBlast” to TAC and TPC members as well as the public
- Public Comment Period: **March 25 – April 24, 2024**
  - Web form
  - Email
  - Written
- Public Meetings: April 3, 2024
  - Virtual 9:30 – 11 a.m.
  - In person at H-GAC at 5:30 – 7 p.m.

# Timeline

TASKS/ACTIONS	DATE
Review active projects and solicit feedback from project sponsors	January/February 2024
Draft TIP project listing for information – TAC/TPC	March 2024
Public Comment Period and Public Meeting – Draft Project Listing	March/April 2024
Staff analysis and review of public comments	April 2024
Final Draft TIP for information – TAC/TPC	April 2024
Action on final 2025-2028 TIP	May 2024
Submit Final Document to TxDOT	Summer 2024
Anticipate TTC Approval of STIP	August 2024
Anticipate Federal/State Approval of STIP	October/November 2024






# Item 10C: Quarterly TIP Status Report



Transportation Advisory Committee (TAC)  
March 13, 2024



# FY 2024 Quarter 1 (Sept – Dec 2023)

- 
- 25 Local Government Sponsors: 120 Projects\* in 2023-2026 TIP
    - \$1.1B Federal Funds
    - \$33M State Funds
    - \$3.5B Local Funds
    - ***\$4.6B Total Funds***

- TxDOT Houston And Beaumont: 46 Projects\* in 2023-2026 TIP
  - \$2.8B Federal Funds
  - \$2.2B State Funds
  - \$3.9M Local Funds
  - ***\$5B Total Funds***

\*Does not include Federal Transit Administration formula-funded projects (e.g., 5307, 5310, etc.) or Carry Over Spend Down Projects (included on separate slide)

Note: Amounts are Rounded.

# Local Government Sponsor Projects Let



Sponsor	Project	STBG (Cat 7)	TASA (Cat 9)	State Funds	Local Funds	Total Project Cost
Brazoria County	CR 58 - Reconstruct 2 to 4 Lanes	\$4,589,900			\$1,753,100	\$6,343,000
City of Conroe	Bike Lanes On SH 75, SH 242, FM 1484, Etc.		\$5,427,200		\$1,356,800	\$6,784,000
City of League City	Bike Lanes on SH 96, FM 270 and FM 2094		\$2,351,040	\$587,760		\$2,938,800
	<b>Totals</b>	<b>\$4,589,900</b>	<b>\$7,778,240</b>	<b>\$587,760</b>	<b>\$3,109,900</b>	<b>\$16,065,800</b>

# FY 2024 Quarter 1 Amendments

- 41 of 166 Projects Programmed in 2023 – 2026 TIP Required Amendments\* (with TAC/TPC approval)
  - Change in Let Date
  - Additional Funding Requests
  - Sponsor changes
- 19 Additional Amendments to TIP
  - Projects Added with Local or State Funds
  - Projects Added with SAFE (Federal Railway Set-Aside) Funds

\*Does not include Carry Over Spend Down Projects (included on separate slide)

Note: Amounts are Rounded.



# 2023-2026 TIP LG Project "Shifts"

## Project Shifts By FY and Funding Category

	Urban Area (Non-TMA) Corridor (Cat 2)	CMAQ (Cat 5)	STBG (Cat 7)	TASA (Cat 9)
<b>FY 2023</b>				
To 2024 (11 Projects)	-	\$121,299,440	\$7,567,500	-
To 2025 (2 Projects)	-	-	-	\$7,266,400
To 2026 (1 Project)	-	-	\$3,100,000	-
<b>Total Moved From FY 2023</b>	<b>\$0</b>	<b>\$121,299,440</b>	<b>\$10,667,500</b>	<b>\$7,266,400</b>
<b>FY 2024</b>				
To 2025 (1 Project)	-	\$693,394	-	-
To 2026 (1 Project)	-	-	-	\$589,441
<b>Total Moved From FY 2024</b>	<b>\$0</b>	<b>\$693,394</b>	<b>\$0</b>	<b>\$589,441</b>
<b>FY 2025</b>				
To 2026 (1 Project)	-	-	\$77,984,000	-
<b>Total Moved From FY 2025</b>	<b>\$0</b>	<b>\$0</b>	<b>\$77,984,000</b>	<b>\$0</b>
<b>FY 2026</b>				
To 2027 (1 Project)	\$22,890,400	-	-	-
To 2028 (1 Project)	-	-	\$34,507,926	-
<b>Total Moved From FY 2026</b>	<b>\$22,890,400</b>	<b>\$0</b>	<b>\$34,507,926</b>	<b>\$0</b>

# Carry Over Spend Down Projects

- 60 Projects
  - CMAQ (Cat 5) - \$128,345,897
  - STBG (Cat 7) - \$154,630,687
  - CRP (Cat 10) - \$52,249,069
- To Generate \$22,830,079 for RSTF Program
- 45 of 60 Grouped projects – Next Steps FTA Transfer Requests<sup>+</sup> and AFAs with TxDOT

+ For those sponsors with FTA Recipient Status.

# Tracking, Informing and Next Steps

- Workshop – February 7, 2024
  - TxDOT – AFA process
  - FTA – “FTA Transfers” and FTA Recipient Process
  - H-GAC – Regional Strategic Transportation Fund Program
- Tracking Sheet with Detailed Next Steps and Due Dates – February 21, 2024
- Quarterly Meetings
- Develop potential solutions to assist sponsors with “schedule risk items”



# Contact

Callie Barnes  
Principal Transportation Planner  
[Callie.Barnes@H-GAC.com](mailto:Callie.Barnes@H-GAC.com)  
713-627-3200