




ITEM 5. PEARLAND TRANSIT NEEDS ASSESSMENT



Transportation Advisory Committee
May 10, 2023

Elements of Pearland Transit Study

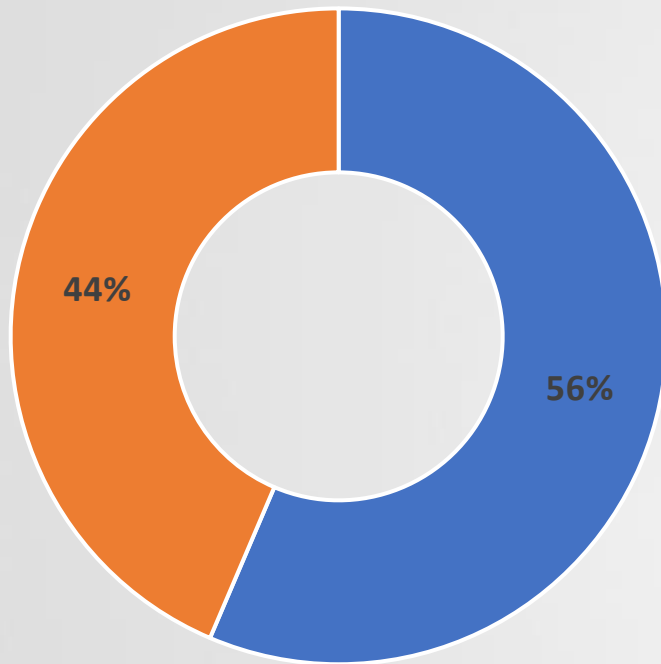
- Determine the viability and desirability of transit service
- Prepare an existing conditions memorandum with initial study findings
- Conduct an online survey on transit for Pearland
- Hold interactive community meetings to convey study to date and engage in public dialogue
- Intended completion of transit study by CY 2023



Preliminary Findings



Transit Survey - Public Sentiment



■ Yes ■ No

Rapid growth through 2030

Relatively low-density suburban city

Relatively low level of current transit need

Transit service between 288 and the Medical Center remains a potential mobility alternative

Multiple need indices indicate that fixed route service would be difficult to maintain

Expanded demand response or on-demand service is an alternative to explore

Pearland Public Meeting Schedule



Tuesday 16 May

- Brazoria Public Library (West Pearland)
6:00-7:30 PM

Thursday 18 May

- Online 1:30 – 3:00 PM

Tuesday 23 May


- Pearland City Hall 6:00 – 7:30 PM

Next Steps in Pearland Transit Study



Spring 2023

Public Meetings Phase I



Alternatives Analysis and Modeling

Summer 2023



Project Selection Process



Transportation Advisory Committee
May 10, 2023

Regional Collaboration • Transportation Planning • Multimodal Mobility



Regional Goods Movement Evaluation Status

- Online Questionnaire
 - Investment Category Focused Criteria
 - Benefits to Other Investment Categories
 - Planning Factors
- Can upload additional documents using upload link
- Adjacent projects/Projects in phases will be considered as one large project per TPC Guidance Policy # 1
- H-GAC staff can provide assistance in gathering information from interactive webapps
- RGM Questionnaire filled by May 12, 2023.

Project Selection Funding Instructions

- Develop a recommendation for Transportation Policy Council to instruct level of investment in an Investment Category
- Two Approaches
 - Approach 1: Identify and achieve TPC's desired policy outcomes
 - Approach 2: Funding instructions proportional to the sponsors submittals
- Staff's potential recommendations are a combination of approaches 1 & 2

Previous TPC Funding Guidance

Project Type	TPC Funding Guidance*	2018 Call for Projects
Mobility	75% - 82%	75%
Alternative Modes	9% - 13%	13%
Air Quality	9% - 13%	12%
Planning	<1%	<1%

Strategy	2018 Call for Projects Selection
Major Investments	25%
Expand	45%
Manage	14%
Maintain	8%
Active Transportation	7%

*TPC Funding guidance approved prior to 2015 Call for Projects

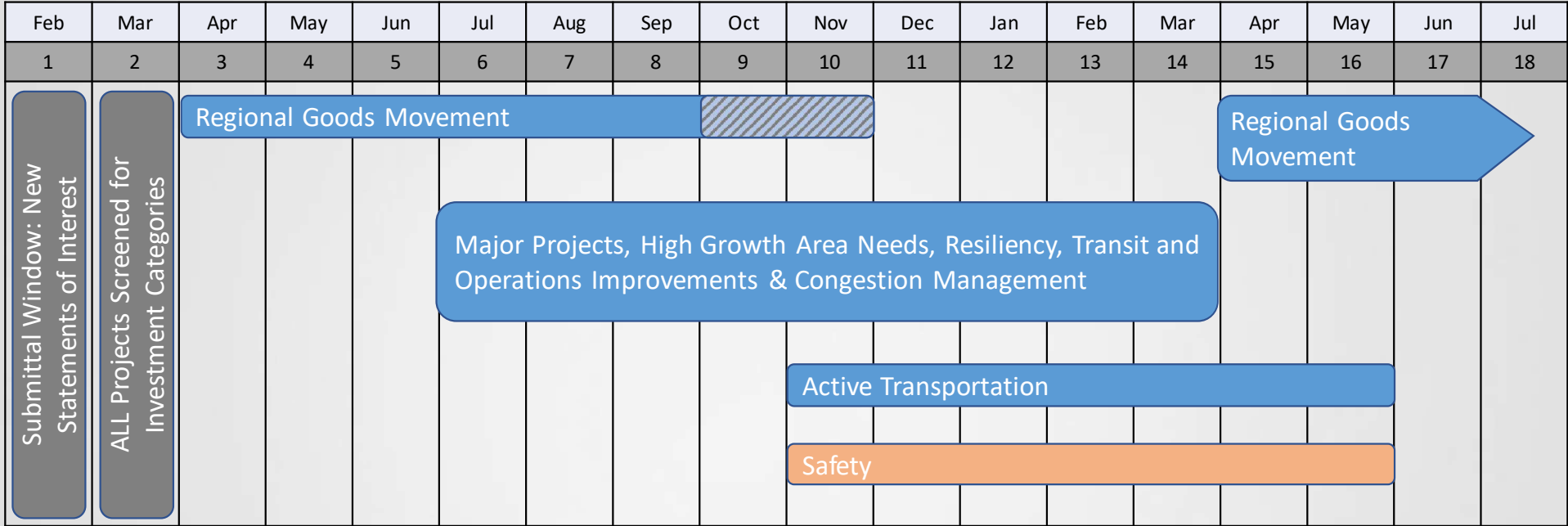
2018 TPC Funding Selections

Strategy	Investment Type	Awarded (2018\$)*		
		# of Projects	Funding Awarded (Fed)	%
Major Investments (5)	Project Cost More Than \$100 M (Mobility)	1	\$168,600,000	25%
Expand (64)	Added Capacity (Mobility)	10	\$302,528,840	45%
	Transit Expansion (Alt.Mode)	1	\$4,165,000	0.62%
	Transit Passenger Facilities (Alt Mode)	1	\$4,992,000	1%
Maintain (29)	Infrastructure Resiliency (Mobility)	0	\$0	0%
	Rehabilitation/Reconstruction (Mobility)	3	\$36,280,000	5%
	Transit Facility State of Good Repair (Alt.Mode)	1	\$18,661,000	3%
Manage (53)	Access Management/Grade Separations (Mobility)	10	\$93,492,200	14%
	ITS Infrastructure (Mobility)	2	\$2,212,000	0.33%
	Transit Priority Infrastructure (Alt.Mode)	0	\$0	0%
Active Transportation (42)	Bike and Pedestrian Infrastructure (Alt.Mode)	8	\$43,669,052	6.5%
Total		37	\$674,600,092	

Funding Instruction Alternatives

Investment Category	Initial Recommendation	Draft Funding Instructions			
		New Projects	No Fed/State	All	Adjusted
Regional Goods Movement	12%	11%	12%	14%	11%
Operational Improvements & Congestion Management	13%	22%	19%	19%	16%
High-Growth Area Needs	25%	19%	20%	21%	25%
Active Transportation	7.5%	10%	6%	6%	7.5%
Transit	7.5%	11%	13%	14%	7.5%
Major Projects	30%	17%	20%	19%	25%
Resiliency & State of Good Repair	5%	9%	9%	7%	8%
Safety **	TBD; ~\$30M/year				

Investment Categories – Revised Timeline



Evaluate Requests Related to Existing Projects

ID Projects to Reduce Carryover Balances

ID Projects for Planning Studies

Add Planning Studies to UPWP

Initiate/Conduct New Plans

Revised Timeline: Elements of Process (RGM)

		Jan	Feb	1-Mar	2-Apr	3-May	4-Jun	5-Jul	6-Aug	7-Sep	8-Oct	9-Nov
		-2	-1	1	2	3	4	5	6	7	8	9
Sponsors	Open Period for Additional Statements of Interest											
Staff	Staff IDs All Projects with Category Scores											
Sponsors	Sponsors Provide Additional Scoring Information											
Staff	Staff screens for planning criteria (50 point cutoff)											
Sponsors	Sponsors Provide Benefit-Cost Information											
Staff	Validation of Scores and BCAs											
Staff	Project Readiness Determined (for sorting)											
Staff	Ranked List Developed											
TAC/TPC	Ranked List Review and Action/Adoption											
Staff	TIP/RTP Amendment for AQ-exempt Projects											
Staff	TIP/RTP Amendment for AQ Projects											TBD

Revised Timeline: Elements of Process

		Revised Project Selection Process Timeline										
		May	June	July	Aug	Sept	Oct	Nov	Dec	Jan	Feb	March
Selection Process Steps		1	2	3	4	5	6	7	8	9	10	11
Staff	Announce PSP											
Staff	Publish Evaluation Criteria											
Sponsors	Provide Additional Scoring Information - 45 days											
Staff	Staff Screens for Criteria (50 points Cutoff) - 45 days											
Sponsors	Provide Benefit - Cost Information											
Staff	Validation of Scores and BCAs											
Sponsors	Provide Readiness Information											
Staff	Project Readiness Determined (for Sorting)											
Staff	Ranked list Developed											
TAC/TPC	Ranked List Preview Approval											
Staff	TIP/RTP Amendments for AQ-Exempt Projects											
Staff	TIP/RTP Amendments for AQ-Non-Exempt Projects											TBD



July 1st Online Selection Criteria Questionnaire Opens



Aug 15th Selection Criteria Questionnaire Submitted



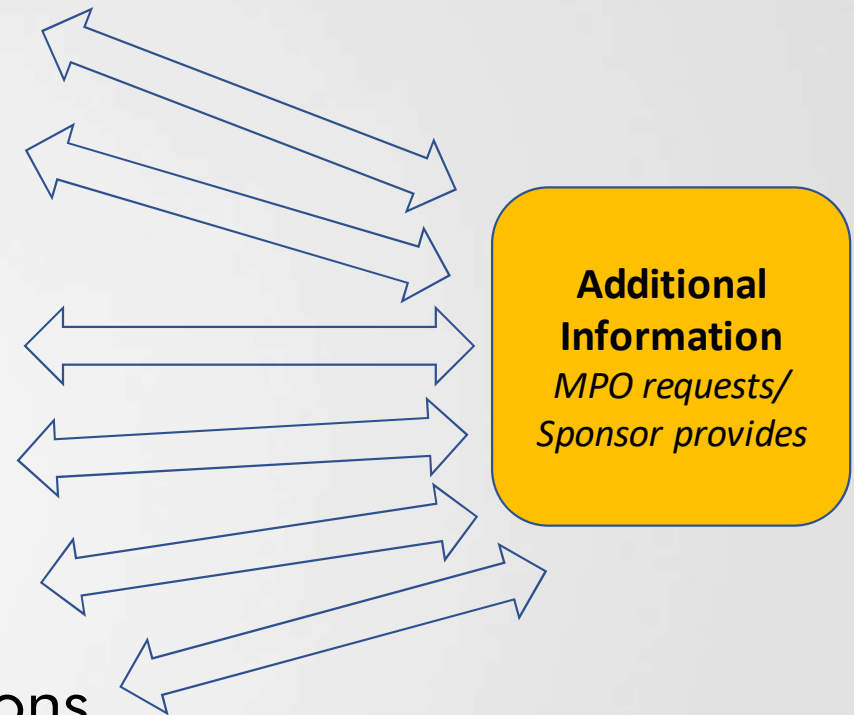
Oct 1st Benefits Templates Provided by Staff and Readiness Questionnaire opens



Oct 1st Benefits Templates and Readiness information Submitted

Screening Steps & Sponsor Interactions

1. Consider for Investment Category
2. Investment Category Cut-Offs
 1. At least 50 total points
 2. 250% of TPC's funding instruction
3. Sponsor opportunity to "challenge" quantitative scores
4. Benefit-Cost Analysis
 1. Must be greater than 1.0*
5. Project Readiness Assessment
6. Final Sort into Selection Classifications
7. Ranked List and Funding Cut-Off



Investment Categories: Purpose

Investment Category	Description and Purpose (“Identify, develop, and fund...”)
Regional Goods Movement	Projects that most effectively enhance or improve safe and reliable freight mobility throughout the region.
Major Projects	Projects that are regional in scope, most effectively address goals and priorities of the Transportation Policy Council or identified in the Regional Transportation Plan and exceed \$100 million in total estimated costs.
High-Growth Area Needs	Projects that most effectively address mobility, accessibility, and congestion mitigation needs in areas experiencing rapid or significant growth in population or other demographic measures, economic development, travel demand, or other indicators identified by local agencies.
Resiliency & State of Good Repair	Projects that most effectively help the transportation system avoid or recover quickly from events that create delays, closures, or other impacts, and projects that provide maintenance of current transportation facilities and services.
Operational Improvements & Congestion Management	Projects that most effectively deliver traffic management and other operational improvements, as well as mitigate current congestion.
Transit	Projects that most effectively provide, expand, or enhance transit infrastructure throughout the region.
Active Transportation	Projects that most effectively enhance or improve walking and bicycling for essential trip-making in the region.
Safety **	Projects that most effectively will reduce or eliminate crashes that result in fatalities and serious injuries.

Investment Categories: Project Types

Investment Category	Intended Project Types and Priorities
Regional Goods Movement	Roadway projects that are located on highways classified as CUFC or CRFC or intermodal connectors; Projects proposed on roadways that provide connectivity to large warehouses, big box stores etc.; Projects located on facilities with high truck volumes
Major Projects	All projects with an estimated cost of \$100 million or more ***
High-Growth Area Needs	Development of facilities that will avoid future congestion in high growth areas; Projects that address safety, congestion, or multimodalism in high growth areas; Projects that promote coordinated planning in high growth areas and support continued economic development
Resiliency & State of Good Repair	Projects focused on resiliency improvements and extending useful life of the facility (Details TBD pending full PROTECT guidance)
Operational Improvements & Congestion Management	Projects that reduce congestion and reduce travel delay (Including HOV expansions and BRT projects)
Transit	All transit projects (may include HOV expansions and BRT)
Active Transportation	On and off-road bicycle & pedestrian projects that facilitate essential trip making including universal accessibility projects for transit
Safety **	Projects focused solely on safety improvements in high crash areas (details TBD pending recommendations of Safety Task Force)

Scoring Point Distribution

Scoring Factor	Investment Category					
	Regional Goods Movement	Operational Improvements	High-Growth Area Needs	Active Transportation	Transit	Resiliency & SOGR
Regional Goods Movement	50	4	3	3	3	5
High-Growth Area Needs	5	4	50	4	4	5
Resiliency & State of Good Repair	4	5	4	4	5	50
Operational Improvements	6	50	4	4	3	5
Transit	3	4	5	5	50	5
Active Transportation	2	3	4	50	5	5
Planning Factors	30	30	30	30	30	30
TOTAL POINTS	100	100	100	100	100	100

Planning Factors Point Distributions

Planning Factor	Investment Category					
	Regional Goods Movement	Operational Improvements	High-Growth Area Needs	Active Transportation	Transit	Resiliency & SOGR
Safety	7	7	7	7	7	7
Resiliency	5	5	5	5	5	5
Access/Connectivity	5	5	5	5	5	5
Environmental Justice	5	5	5	5	5	5
Impact on Cultural/Natural	5	5	5	5	5	5
Innovation	3	3	3	3	3	3
Planning Factors Total	30	30	30	30	30	30
TOTAL POINTS	100	100	100	100	100	100
Screening Factor						
Planning Coordination						

Next Steps

- Announce ongoing PSP revised timeline – May 2023
- Approve funding instructions – June 2023
- Regional Goods Movement (RGM) scoring – May 2023
- Initiate RGM projects benefits calculation templates – June/July
- Initiate RMG project readiness – July
- Next investment categories scoring criteria published – June 2023
- Initiate additional information Submission – July
- Ranked projects list developed - December



Item 7A. Administrative Amendments to the 2023-2026 TIP and 2045 RTP



Transportation Advisory Committee
May 10, 2023

Administrative TIP Amendments

- Correct the phase of work of METRO's University Line Corridor Bus Rapid Transit construction (MPO ID 18176) from 'Transfer' to 'Construction'.
- Change the phase of work of Fort Bend County Transit's CMAQ funded Commuter Bus Purchase (MPO ID 18238) from 'Capital' to 'Transfer', change the Facility name and correct the 'Cost of Approved Phases'.
- Remove 'Construction Engineering', 'Contingencies', and 'Indirect Costs' from the Total Project Cost calculation of H-GAC's FY 2023-2026 Safety Program (MPO ID 18818) calculation.

Action

- Signed for April 2023
- Information and discussion only



Item 7B. Future Amendments to the 2023-2026 TIP and 2045 RTP



Transportation Advisory Committee
May 10, 2023

Future TIP and RTP Amendments

- Add \$109.3M Cat-1 & Cat-12 funding to TxDOT Houston IH 69 S (NHHIP-Seg 3A) construction (MPO ID 155) to cover inflation & Atlas-14 requirements. Add ROW phase with \$132.6M. Delay to FY 2026. (+\$241.9M ; \$648.5M)
- Update Cat 1,4,12 & 'Design/Build' funding of TxDOT Houston IH 69 S (NHHIP-Seg 3B) construction (MPO ID 7428) per new estimates. Add ROW phase with \$91.6M. (-\$28.2M ; \$427.8M)
- Update Cat 4 & 12 funding of TxDOT Houston IH 69 S (NHHIP-Seg 3B) bridge construction (MPO ID 16337) to cover inflation & Atlas-14 requirements. Add ROW phase with \$10.1M. (+\$4.62M ; \$79.1M)

Future TIP and RTP Amendments

- Add ROW phase with \$2.4M Federal/State to TxDOT Houston SH 35 8-lane construction (MPO ID 209) to allow for federal reimbursement. (+\$2.4M ; \$63.0M)
- Add ROW phase with \$15.0M Federal/State to TxDOT Houston SH 36 4-lane widening (MPO ID 263) to allow for federal reimbursement. (+\$15.0M ; \$60.0M)
- Add ROW phase with \$38.4M Federal/State to Galveston County Pelican Island Bridge replacement (MPO ID 18085) to allow for federal reimbursement. Add project into TxDOT Statewide Bridge Program (+\$38.4M ; \$154.2M)

Future TIP and RTP Amendments

- Increase Federal/State ROW funding of TxDOT Houston IH 610/SH 35 direct connectors construction due to increased utilities relocation costs (MPO ID 18048). (+\$4.3M ; \$205.0M)
- Increase Federal/State ROW funding of TxDOT Houston SH 35 construction (MPO ID 202) based on updated schematics, maps & ROW needs. (+\$22.2M ; \$100.5M)
- Increase Federal/State ROW funding of TxDOT Houston IH 10 West widening (MPO ID 13864) based on updated ROW maps & utilities relocation costs . (+\$5.9M ; \$20.0M)
- Increase Federal/State ROW funding of TxDOT Houston IH 10 West widening (MPO ID 18402) based on updated ROW maps & utilities relocation costs . (+\$8.6M ; \$88.7M)

Future TIP and RTP Amendments

- Increase Federal/State Congestion Mitigation/Air Quality (CMAQ) funding of TxDOT Houston FM 518 shared-use path construction (MPO ID 17122) due to inflation of bid prices. (+\$6.4M ; \$19.8M)
- Increase Federal/State Transportation Alternatives Set-Aside (TASA) funding of City of Houston MKT-White Oak Bayou shared-use path construction (MPO ID 18018) based on updated estimates of materials costs. (+\$2.3M ; \$5.3M)

Delays to Ten-Year Plan and RTP

- Delay the TxDOT Houston District SH 99 F-2 toll funded widening (MPO ID 18723) from FY 2023 to FY 2027 due to railroad bridge design and utilities relocation issues. (Total: \$45.9M)
- Delay the H-GAC Surface Transportation Block Grant (STBG) funded High-Capacity Transit Studies (MPO ID 18821) from FY 2023 to FY 2024 due to allow for completion of Advanced Funding Agreement with TxDOT. (Total: \$1.3M)

Action

- Information and discussion only



Item 7C: Quarterly TIP Status Report



Transportation Advisory Committee
May 10, 2023

Quarterly Meetings – 2023 -2026 TIP

- Quarterly Meetings with Local Sponsors
- Quarterly TxDOT Meetings for Local Government Projects in Consultation with TxDOT
- Schedule and Attend Additional Meetings with TxDOT and Local Governments as needed
- Master Tracking Spreadsheet
- Meeting Minutes
- Monthly Internal Meetings to discuss amendments

FY 2023 Quarter 2

- 25 Local Government Sponsors: ~120 Projects* in 2023-2026 TIP
 - ~ \$1B Federal Funds
 - ~\$42M State Funds
 - ~ \$3.8B Local Funds
 - ~ ***\$4.9B Total Funds***
- TxDOT: ~60 Projects in 2023-2026 TIP
 - ~ \$2.8B Federal Funds
 - ~ \$2.6B State Funds
 - ~ \$242M Local Funds
 - ~ ***5.7B Total Funds***

*Does not include Federal Transit Administration formula-funded projects (e.g., 5307, 5310, etc.)

FY 2023 Quarter 2 Amendments

- 38 of 180 projects programmed in 2023 – 2026 TIP required amendments (with TAC/TPC approval)
 - Change in Let Date
 - Additional Funding Requests
 - Cancellations
 - Sponsor changes

FY 2023 Federal Funds - Local Government Only

	2023 Locally Sponsored 2023 TIP Projects	Projects Moved From FY 2023 to FY 2024		Projects Moved From FY 2023 to 2025 or Further		Total Projects Moved Out of FY 2023	
FY 2022 Q4 & FY 2023 Q1	34 Projects \$533M	7 Projects \$122.7M	23%	1 Project \$61M	12%	8 Projects \$183.7M	35%
FY 2023 Q2	28 Projects \$414.6M	1 Project \$4.1M	1%	2 Projects \$119M	29%	3 Projects \$123.1M	30%
Upcoming FY 2023 Q3	23 Projects \$197M*	1 Project \$42.8M	22%				
Total Remaining Programmed		\$169.6M					

*1 Project with Approximately \$95M of Federal Funds Let in 2023 Quarter 2

FY 2023 Upcoming Amendments – Federal Funds*

- FY 2023 (\$620M Currently Programmed)
 - 2 Projects Moving to FY 2024 = \$54M
- FY 2024 (\$1.6B** Currently Programmed)
 - 3 Projects Moving to FY 2025 = \$34M
 - 3 Projects Moving to FY 2026 = \$186M
 - 1 Project Moving Outside of TIP = \$20M
- FY 2025 (\$1.4B** Currently Programmed)
 - 1 Project Moving to FY 2026 = \$71M
 - 3 Projects Moving Outside of TIP = \$150M
- FY 2026 (\$200M Currently Programmed)
 - 1 Project Moving Outside of TIP = \$195M

* Excludes Federal Transit Administration formula-funded projects (e.g., 5307, 5310, etc.), but does include TxDOT Sponsored Projects

** Includes NHHIP/I-45 Project

Goals



- Assess Funding Gaps
- Develop potential solutions to assist sponsors with “schedule risk items”
- Advance projects where possible

Contacts



Callie Barnes
Principal Transportation Planner
Callie.Barnes@H-GAC.com
713-627-3200