

**MEETING OF THE RTP SUBCOMMITTEE
HOUSTON-GALVESTON AREA COUNCIL**

MEMBERS PLEASE USE THE TEAMS INVITATION

TELECONFERENCE PARTICIPATION VIA MICROSOFT TEAMS

[+1 346-262-0140](tel:+13462620140) United States, Houston (Toll)

Conference ID: 641 945 004#

December 21, 2022

1:30PM

AGENDA

1. Call to Order
Roll Call Attendance
2. Acceptance of Minutes
From meeting of October 12, 2022
3. 2045 RTP Update (Mike Burns)
 - a. PH2 Outreach Summary
 - b. Draft Vision Statement, Goals, Strategies, and Investment Categories
 - c. PH3 Outreach Timeline
4. Announcements
 - a. Next RTP Subcommittee Meeting – January 11, 2023 at 1:30PM (Conference Call)
 - b. Next TAC Meeting – January 18, 2023 at 9:30AM (Hybrid)
 - c. Next TPC Meeting – January 27, 2023 at 9:30AM (Hybrid)
5. Adjourn

#

**MEETING OF THE RTP SUBCOMMITTEE
HOUSTON-GALVESTON AREA COUNCIL
TELECONFERENCE PARTICIPATION VIA MICROSOFT TEAMS
October 12, 2022
1:30PM
Minutes**

Member Attendance:

Primary-Name	Present	Alternate-Name	Present
Morad Kabiri	YES	Jildardo Arias	YES
Perri D'Armond	YES	Stacy Slawinski	NO
Joe Cutrufo	NO	Nikki Knight	NO
Bill Zrioka	YES	Marcel Allen	NO
Elizabeth Whitton	YES	Elijah Williams	NO
Andrea French	NO	Jonathan Brooks	YES
Harrison Humphreys	NO	VACANT	-
Todd Stephens	YES	Ruthanne Haut	NO
Karen McKinnon	NO	Matt Hanks	NO
Hon. John Bowen	YES	Christopher Sims	YES
Robert Upton, P.E.	NO	Rajendra Shrestha	NO
David Fields	YES	Peter Eccles	NO
Loyd Smith, P.E.	NO	Brannan Hicks	NO
Monique Johnson	YES	Rick Ramirez	NO
Yancy Scott	NO	Hon. Jay Knight	NO
Katherine Parker	NO	Carol Lewis, PhD	YES
Bruce Mann	YES	Rohit Saxena	NO
Mike Wilson	NO	Rodger Rees	NO
Charles Airiohuodion	YES	Jeffrey English	YES
Lisa Collins	NO	Scott Ayres	YES
VACANT	-	VACANT	-
Ken Fickes	YES	Vernon Chambers	YES
Taylor Marcantel	YES	Jose Pulido	NO

Others Present: Amy Skicki, Caroline Bailey, Daniel Brassil, Diane Domagas, Carrie Evans, Thomas Gray, Allie Isbell, Veronica Waller, Graciela Lubertino, Shixin Gao, Shirley Li, Karen Owen, Martin, Negroni, Megan Kennison, Ayo Jibowu, Frank Pagliei, Emanuel Andrews, Carlene Mullins, Gregory Seal

Staff Participating: Mike Burns

1) Call to Order

- Chairman Morad Kabiri calls the meeting to order at 1:33 p.m. and conducts roll call to ensure a quorum.
- Chairman Morad Kabiri confirms there is a quorum.

2) Acceptance of Minutes from September 21, 2022, RTP Subcommittee Meeting

- Chairman Morad Kabiri asks for motion to approve.#
- Perri D'Armond motions to approve.
- Elizabeth Whitton seconded the motion. #
- Motion is approved unanimously.#

#

#

3) 2045 RTP Update Phase 2 Outreach Schedule – Mike Burns

a. Phase 2 Outreach Schedule

- Mike Burns says he sent out emails with calendar invitations and meeting flyers to members. In-person public meetings start Thursday, October 13 at the Houston Raceway. The meetings end on December 1st. Mike asks members to help with awareness for the meetings, in-person or online where there is a recording of the meeting. A poll will also be included for the in-person attendees.

b. Review Dashboard – Visioning Survey responses

- Mike Burns presents survey results with the same PowerPoint slide deck from the September meeting. Subcommittee members converse about public meeting attendance. Mike Burns utilized an interactive polling method to receive responses from Subcommittee members.
- The survey had over 2,000 responses. Some categories were higher than the regional split: Galveston County, White racial category, and household income over \$100,000. Categories that were lower than regional split” Fort Bend County, Black or African American racial category, household income less than \$30,000, and under 25 years old category. Geographic trends included: those closer to the inner loop wanted more options, those further from the loop were more concerned about quality of schools. Those with higher incomes were more likely to telework, those with lower incomes were more concerned about affordability and mobility choices. Younger respondents tended to want more mobility options, while older respondents wanted closer proximity to healthcare and shopping. Most respondents drove alone, with percentages increasing further away from the loop. Teleworking rates were lower for younger respondents. Everyone likes being a closer proximity to shopping and work. Respondents are concerned about road quality and public transportation options. Everyone in the region preferred traveling safer instead of faster. Most wanted better road conditions rather than more road lanes. Inside beltway 8, more options to move was preferred, more balanced outside beltway 8. Younger respondents preferred more space for alternative modes of transportation. Age difference is stark contrast in the economic competitiveness tradeoff question, where younger respondents wanted more transportation options. Most respondents wanted a smaller home and short commute, outside of beltway 8 the responses become more balanced. Concerns about housing choice included affordability and proximity.
- Mike B provided the following summary: Respondents prefer safer travel over faster travel, respondents inside Beltway 8 prefer better quality roads and a variety of travel options, while those outside Beltway 8 prefer shorter commutes and lack convenient public transportation, reliable travel times is a primary concern, and that there is a preference for affordable living near work, shopping, and services

c. Draft Vision Statement and Strategies

- Mike B asks members to answer polling questions posed in the meeting.
 - Did you participate in the Visioning Outreach?
Yes - I attended a meeting - 26%
Yes - I took the Visioning Survey - 53%
No - I did not participate - 21%
16 responses
 - Were you satisfied with the Visioning Outreach?
Yes - 81%
No - 19%
16 responses
 - Chairman Morad Kabiri asks members to share thoughts on how to bolster participation.
 - Perri D’Armond says that we need to find ways to reach people in Fort Bend County.

#

#

- Chairman Morad Kabiri asks if there is a way to use ITS to remind citizens of RTP outreach.
- Carol Lewis says that getting people to come to meetings is very difficult, no matter how intensive the outreach. If there is something further into the future, people do not show up. The best thing to do is go to the people for public participation (football games, restaurants).
- Mike Burns presents the newly drafted visioning statement. Points out reliability over efficient and defines livability for members as referring to access to a variety of options for housing, recreation, healthcare, etc.
- Taylor Marcantel says taking out the word “provide” could allow the statement to read more like a vision than a goal.
 - Jonathan Brooks, Elizabeth Whitton, and Monique Johnson agree.
 - The Chair declared consensus to remove the word “provide” from the Vision Statement.
- Mike states the big ideas and investment strategies: Safety, Reliability, Equity, Analytics, Livability, and Public Outreach and Participation.
- The challenge for safety is that fatalities and serious injuries are trending in the wrong direction. Respondents said they wanted to travel safer, not faster. Big ideas and strategies include a Regional Vision Zero Policy, a Safe System Approach, A Complete Streets Policy, the Safe Streets for All Grant, and Roadway Safety Audits. The survey question posed asks if respondents support a safety strategy that commits to transportation investments that eliminate traffic fatalities in the region by 2050.
 - Do you recommend a strategy that commits to transportation investments that eliminate traffic fatalities in the region by 2050?
Yes - 88%
No - 0%
I need to learn more about this - 12%
17 responses
 - Christopher Sims says the question need more information disseminated before the public can answer the polling question with confidence.
 - Monique Johnson says that it is important for us to be prepared to address questions like how realistic of a policy is Vision Zero.
 - Carol Lewis agrees and says that the Transportation Research Board is talking about researching behaviors to address safety issues in the transportation network.
- The challenge for freight is that reliability is underperforming. Respondents said that congestion is a concern. Those outside Beltway 8 want more highway capacity. Big ideas and strategies include a Congestion Management Plan, a Regional Resilience Improvement Plan, and freight reliability projects. The survey question posed asks if respondents support a strategy to improve reliability by evaluating multiple alternatives to improving reliability of roadways.
 - Do you support a strategy to improve reliability by evaluating multiple alternatives to improving reliability of roadways?
Yes - 62%
No - 0%
I need to learn more about this - 38%
13 responses
 - David Fields asks how this question is phrased. Are we supporting strategies to improve reliability or the alternatives to them?
 - Carol Lewis and Perri D’Armond asks about railroads regarding freight.

#

#

- Mike Burns says that the information gathered during these outreach phases allows us to identify specific projects that can address these transportation issues. A Congestion Management Plan could provide would provide a strategy for implementation.
- The survey question posed for resiliency asks if respondents support a strategy of developing projects that improve critical roadways that are vulnerable to flooding?
 - Do you support a strategy of developing projects that improve critical roadways that are vulnerable to flooding?
Yes - 83%
No - 0%
I need to learn more about this - 17%
18 responses
 - Elizabeth Whitton asks what you mean by projects and if there is a specific scale of projects that would be included? She mentions that you can have some spot flooding that constantly floods versus key segments that occasionally flood.
 - (a) Mike responds that the focus is more on what we have already identified as highly critical, vulnerable roadways. The planning process of the Resiliency Improvement Plan could be instructive in answering this question.
 - Bruce Mann says that regarding resiliency, we need to understand the importance of economic resiliency and areas around the part. The previous resiliency study did not weigh these factors enough.
 - Taylor Marcantel asks if critical roadways is a technical definition. METRO wants to be a part of the improving resiliency in our region conversation.
 - David Fields says editing this to an improved critical transportation infrastructure can take into consideration both port and transit issues.
- The challenge for equity is understanding impacts and under investments to both vulnerable populations and underserved populations. Respondents inside Beltway 8 want travel options, as well as those who belong to lower income groups. Big ideas and strategies for equity include a Regional Equity Plan, investments in underserved communities, and aligning investments with needs. The survey question posed asks if respondents support a strategy of equitable transportation investments.
 - Do you support a strategy of equitable transportation investments?
Yes - 50%
No - 0%
I need to learn more about this - 50%
14 responses
 - Jonathan Brooks asks if a Reliability Management Plan could be introduced instead of a Congestion Management Plan. He mentions that investment in underserved communities sometimes serves to undo harmful investments done by planners in the past like putting highways through neighborhoods.
 - Chairman Morad Kabiri mentions that the term equity is nebulous. No single factor drives investment. An equity plan cannot be written that addresses all the regional needs without impacting a segment of the population. He mentions that the Gaines investments in Waco have brought negative externalities to the population.
- The challenge for analytics is understanding condition of facilities, evaluating multiple scenarios, and developing region-specific measures. Respondents prefer better quality roads and alternative road options. Big ideas and strategies include performance-based and data-driven practices, improving scenario planning, ConnectSmart, a Regional Intelligent Transportation Systems Plan, a Congestion Management Plan, and improve how transportation is planned, operated, and experienced. The survey question posed asks respondents if they support a data-driven and performance-based approach to transportation planning.

#

#

- Do you support a data-driven and performance-based approach?
Yes - 63%
No - 0%
I need to learn more about this - 38%
16 responses
- Taylor Marcantel asks what role public input has in analytics. Sometimes analytics and public input conflicts.
 - (a) Mike Burns responds that we do have to take a qualitative and quantitative approach to planning. There is a nuance that we should take both strategies.
- Elizabeth Whitton says that data informed could be a better term than data-driven.
- The challenge for livability is connecting investments to needs and access to housing options, mobility options, reliable commute, and adequate healthcare. Respondents told us that affordable housing is a primary concern, they have a preference to work and have service within close proximity, and older groups prioritize healthcare access. Big ideas and strategies include a Complete Streets Policy, Transit-Oriented Development, and a Safe System Approach. The survey question posed asks respondents if they support a strategy of accommodating all transportation system users and abilities.
 - Do you support a strategy of accommodating all transportation system users and ability with transportation investments?
Yes - 83%
No - 0%
I need to learn more about this - 17%
18 responses
 - Bruce Mann says livability should be implemented to the extent practical. There probably would not be a pedestrian or bicycle path near the ship channel.
 - (a) Monique Johnson agrees.
- This survey question asks respondents if they support a strategy of investing in transportation facilities that serve a variety of housing types.
 - Do you support investing in transportation facilities that serve a variety of housing types?
Yes - 67%
No - 0%
I need to learn more about this - 33%
21 responses
 - David Fields asks if this ends with H-GAC investing in housing specifically? He asks if the best way to ask this question is do you support a strategy that prioritizes investing in transportation facilities that serve a variety of housing types?
 - Mike agrees this could be the best phrasing. And H-GAC would not invest in housing, rather transportation facilities that serve these housing types.
 - Taylor Marcantel asks if this should be more than housing and if it should include housing and neighborhood types?
 - Mike Burns says fleshing out these types of questions and definitions is exactly what we should be doing as the RTP Subcommittee.
- The challenge for public outreach is to provide an opportunity to participate, to have multiple access options, and include all protected populations. Respondents said that virtual and in-person opportunities and multi-lingual access are strong assets to public outreach. Big ideas and strategies include an update to the Public Participation Plan. The survey question posed is do respondents support a strategy of virtual and in-person opportunities to participate in Transportation Planning.
 - Do you support a strategy of virtual and in-person opportunities to participate in Transportation Planning?
Yes - 100%

#

#

No - 0%
I need to learn more about this - 0%
17 responses

- The final question asked if the draft vision statement provides a path to addressing your transportation needs.
 - Does this Vision Statement provide a path to addressing your transportation needs?
Yes - 89%
No - 0%
I have suggestions for edits - 11%
18 responses
 - Bruce Mann says the order may be an issue in the draft statement. He says a lot of folks would probably put safe, resilient, reliable, and equitable in that order.
 - David Fields asks if these four characteristics have percentages tied to the order. If respondents want safety the most, we could put that first.
 - Perri D'Armond says that as long as all the words are there, the order does not matter. She echoes Jonathan Brooks in the chat that the randomized order is a strength as they are all seen as equal.
 - There are no further questions or comments.

4) Announcements

- Chairman Morad Kabiri says our next TPC Meeting is October 28th, next TAC Meeting on October 19th, and next RTP Subcommittee Meeting will be November 9th.

5) Adjourn

- Ken Fickes moved for adjournment, Chairman Morad Kabiri seconded the motion, and the motion is approved.
- Chairman Morad Kabiri declared the meeting adjourned at 2:51 p.m.

Minutes submitted by: Stephen Keen

#

RTP Subcommittee Roster

Nominated Position	Primary-Name	Organization	Alternate-Name	Organization
Local Government	Morad Kabiri	City of Friendswood	Jildardo Arias	City of Friendswood
Transit	Perri D'Armond	Fort Bend County	Stacy Slawinski	Fort Bend County
Active Transportation	Joe Cutrufo	Bike Houston	Nikki Knight	SE Management Dist.
Airport	Bill Zrioka	Houston Airport System	Marcel Allen	Houston Airport System
Business Interest	Elizabeth Whitton	Energy Corridor	Elijah Williams	Energy Corridor
Citizen Interest	Andrea French	Scenic Houston	Jonathan Brooks	LINK Houston
Environmental	Harrison Humphreys	Air Alliance Houston	Vacant	
Local Government	Todd Stephens	The Woodlands Township	Ruthanne Haut	The Woodlands Township
Local Government	Karen McKinnon	Brazoria County	Matt Hanks	Brazoria County
Local Government	Hon. John Bowen	City of League City	Christopher Sims	City of League City
Local Government	Robert Upton, P.E.	City of Pearland	Rajendra Shrestha	City of Pearland
Local Government	David Fields	City of Houston-P&D	Peter Eccles	City of Houston - Planning
Local Government	Loyd Smith, P.E.	Harris County	Brannan Hicks	Harris County
Local Government	Monique Johnson	City of Sugar Land	Rick Ramirez	City of Sugar Land
Local Government	Yancy Scott	Waller County	Hon. Jay Knight	Liberty County
Planning	Katherine Parker	GCRD	Carol Lewis, PhD	TSU
Port	Bruce Mann	Port of Houston	Rohit Saxena	Port of Houston
Port	Mike Wilson	Port of Freeport	Rodger Rees	Port of Galveston
State	Charles Airiohuodion	TxDOT-HOU	Jeffrey English	TxDOT-HOU
State	Lisa Collins	TxDOT-BMT	Scott Ayres	TxDOT-BMT
Toll Road	Vacant		Vacant	
Transit	Ken Fickes	Harris County	Vernon Chambers	Harris County
Transit	Taylor Marcantel	METRO	Jose Pulido	METRO



Phase 2 Outreach Summary



December 21, 2022
RTP Subcommittee



Prioritization Outreach Program

■ Focus:

- Visioning Outreach
 - Who responded?
 - What did they say?
- Strategies
 - Safety, Reliability, Equity, Livability, Analytics, Public Participation
 - Based on Visioning feedback and RTP requirements

■ Timeframe:

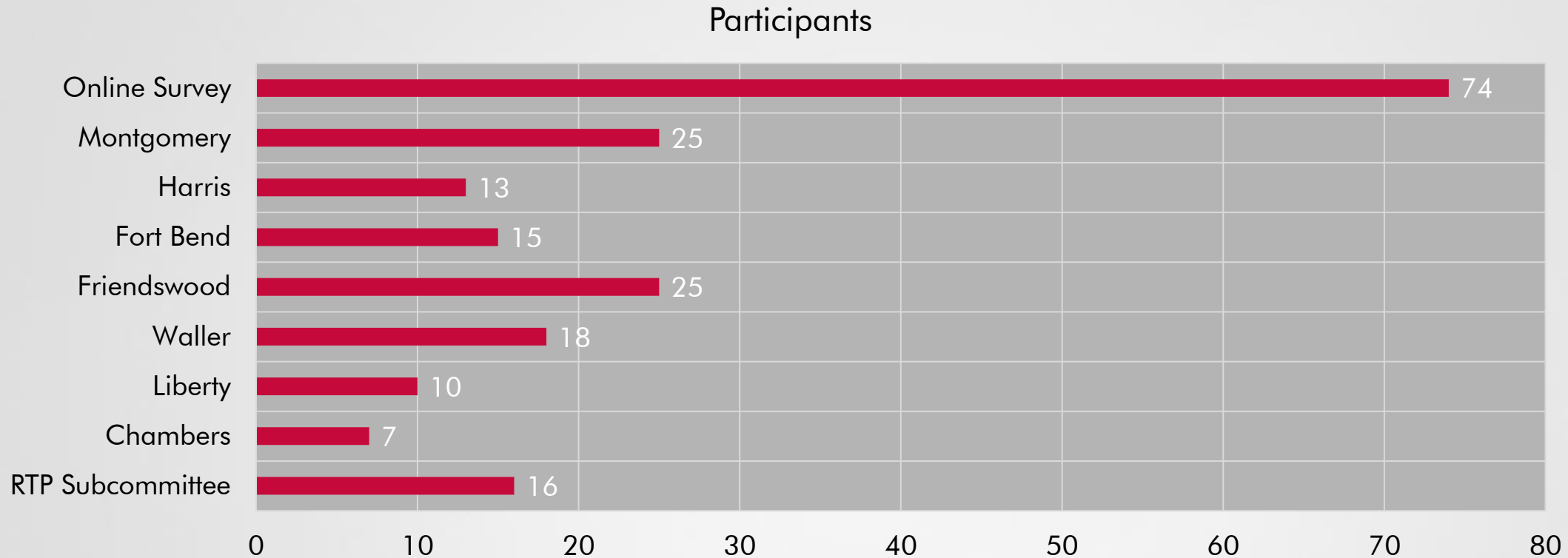
- October 13, 2022 to December 1, 2022

■ Where:

- Online participation – www.h-gac.com/rtp
- Seven (7) in-person meetings




Prioritization Outreach Participation



- 178 Total Participants
 - 104 in-person
 - 74 online

PH1 Visioning – What we heard



■ Safety

- Respondents want to travel safer, not faster

■ Mobility Options

- Inside Beltway 8 – need better quality roads and variety of travel options
- Outside Beltway 8 – need shorter commutes, convenient public transportation


■ Congestion

- Reliable travel times is a primary concern

■ Proximity

- Preference for affordable living near work, shopping, and services

Polling / Survey Responses



0% 10% 20% 30% 40% 50% 60% 70% 80% 90% 100%

Did you participate in the Visioning Outreach

Yes 63

No 105

Were you satisfied with the Visioning Outreach


Yes 42

No 18

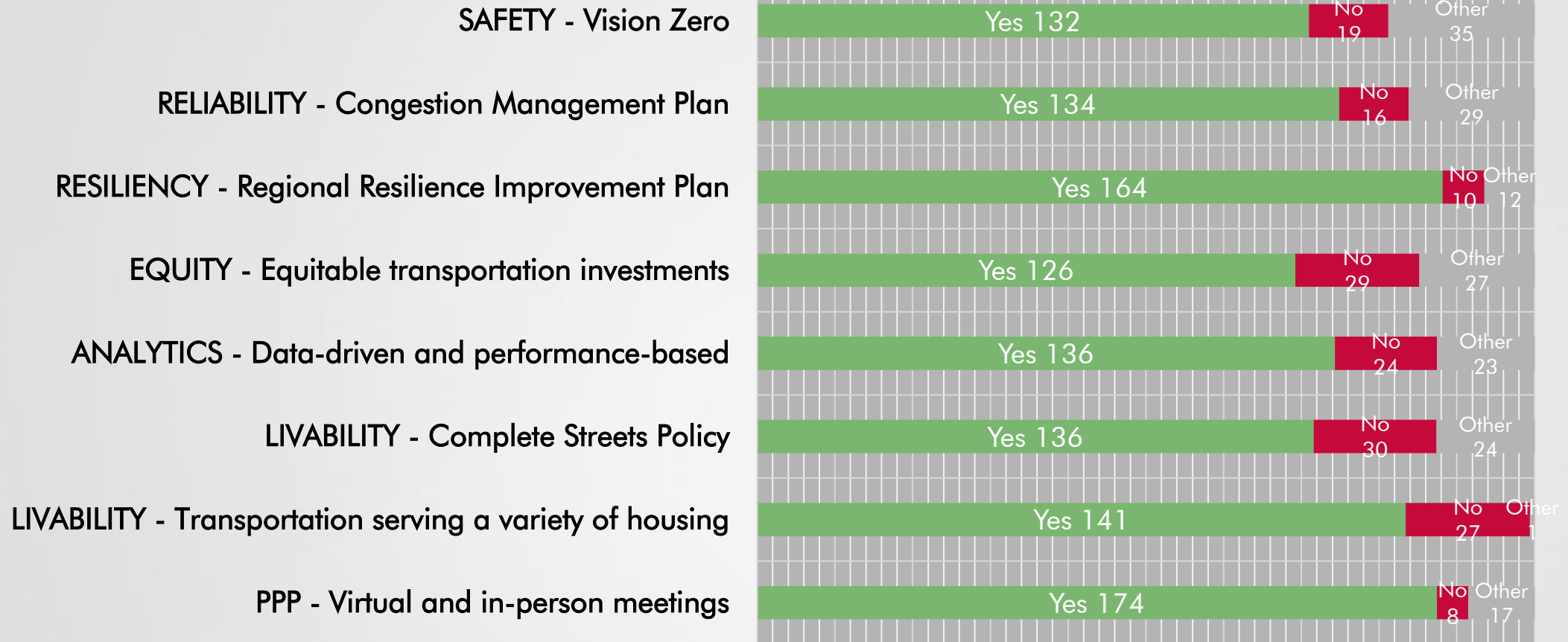
■ Visioning Outreach Concerns:

- Need for better marketing
- Accessibility issues – location, language barriers

Polling / Survey Responses



0% 10% 20% 30% 40% 50% 60% 70% 80% 90% 100%



Houston-Galveston Area Council

Survey Responses - Comments

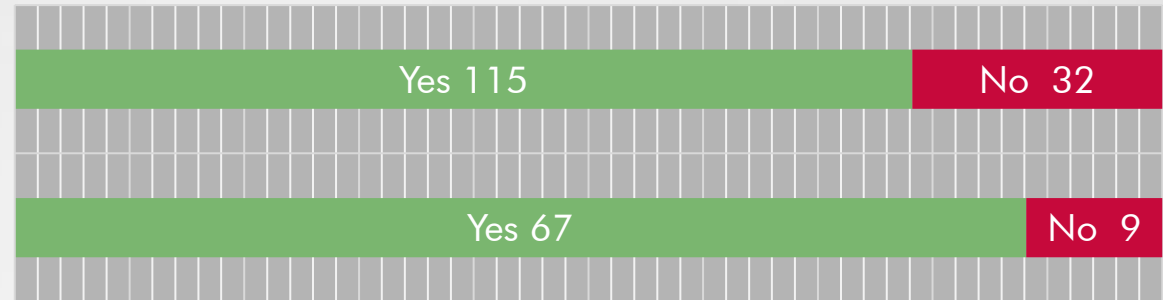
Topic	Comment
Safety: Vision Zero	Unrealistic , expensive, limit number of vehicles instead
Reliability: Congestion Management Plan	More transit , limit number of vehicles instead, too anti-car, no dedicated truck lanes
Reliability: Regional Resiliency Improvement Plan	Only for non-added capacity projects , only consider as part of scoring, not needed
Equity: Equitable Transportation Investments	Unrealistic or not needed , funding concerns
Livability: Complete Streets Policy	Ensure need for other mode accommodations , focus on vehicles, prioritize transit
Livability: Serve a variety of Housing	Prioritize dense activity centers , focus on mobility options, site design issues
Analytics: Data-driven/performance-based	"Data-informed, not data-driven" , focus on scenarios and variety of data
Public Participation: Virtual / in-person	Equal value for virtual and in-person participation , in-person is inconvenient
Other Comments	Timeline is too long , too high-level. Prioritize mobility options , safety, environmental impacts, accessibility, rural equity, and dense activity centers

Survey Responses




0% 10% 20% 30% 40% 50% 60% 70% 80% 90% 100%

Vision provides a path to addressing transportation needs



Were you satisfied with this meeting



■ Vision Statement Concerns:

- Focus on congestion, environmental impacts, and rural equity
- Too ambitious, not ambitious enough



Draft Vision, Goals, Strategies, and Investment Categories



December 21, 2022
RTP Subcommittee



Vision Statement



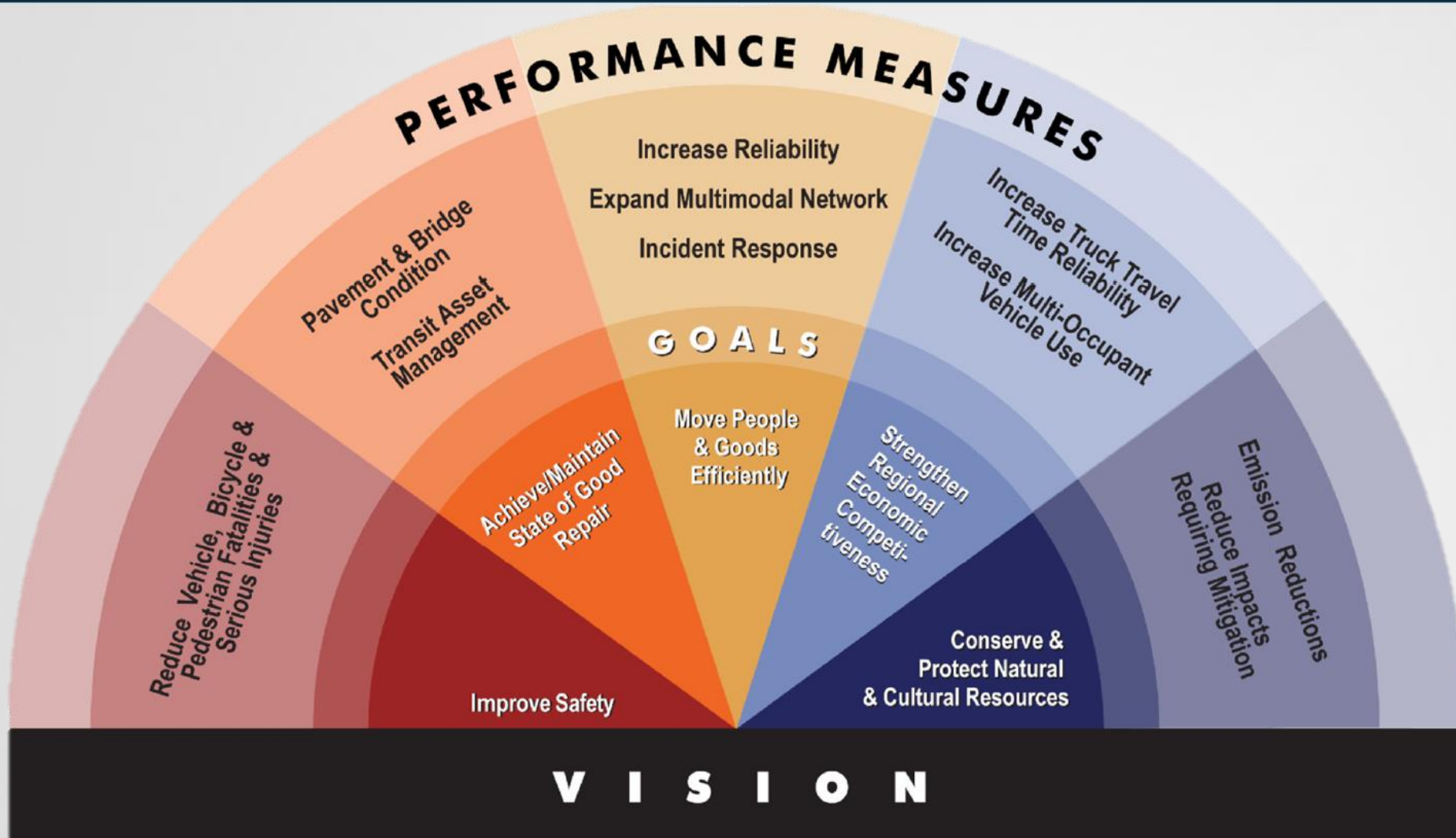
■ Existing

- In the year 2045, our region will have an integrated multimodal transportation system, achieved through coordinated public and private investments that support a desirable quality of life, enhanced economic vitality and increased safety, access, and mobility.

■ DRAFT

- **A safe, resilient, equitable, and reliable multimodal transportation system that contributes to a livable region.**
- *Note: Livability refers to access to a variety of options for housing, recreation, health care, etc.*


Vision, Goals, Performance Measures



Vision, Goals, Performance Measures

Vision	A Safe, Resilient, Equitable, and Reliable Multimodal Transportation System That Contributes to a Livable Region				
Goals	Improve Safety	Achieve and Maintain a State of Good Repair	Move People and Goods Reliably and Efficiently	Strengthen Regional Economic Competitiveness	Conserve and Protect Natural and Cultural Resources
Performance Measure Area	Reduce Vehicle, Bicycle, and Pedestrian Fatalities and Serious Injuries for All Modes (PM1)	Pavement and Bridge Condition Transit Asset Management No changes (PM2)	Increase Reliability Expand Multimodal Network Incident Response No changes (PM3)	Increase Truck Travel Time Reliability Increase Multi-Occupant Vehicle Use Non-Single Occupancy Vehicle Travel (PM3)	Emission Reductions Reduce Impacts Requiring Mitigation No changes (PM3)

Goals and Investment Categories

RTP Updated Goals	Performance Measure Area	RTP Strategy	RTP / TIP Investment Categories	Planning Factors
Improve Safety	PM1 – Safety	Safety	Safety **	Safety
Achieve and Maintain a State of Good Repair	PM2 – Condition	Reliability Resiliency	Resiliency & State of Good Repair	Resiliency
Move People and Goods Reliably and Efficiently	PM3 – Performance	Reliability Livability	Major Projects	Innovation
			High-Growth Area Needs	Access / Connectivity
			Operational Improvement & Congestion Management	
Strengthen Regional Economic Competitiveness	PM3 – Performance	Reliability Livability	Regional Goods Movement	Access / Connectivity
			Transit	
			Active Transportation	
Conserve and Protect Natural and Cultural Resources	PM3 – Performance	Equity Livability		Environmental Justice Impact to Cultural / Natural



Phase 3 Outreach Timeline



December 21, 2022
RTP Subcommittee



RTP Outreach and Conformity Schedule

	2023																								
	January					February				March				April				May					June	July	August
	2	9	16	23	30	6	13	20	27	6	13	20	27	3	10	17	24	1	8	15	22	29	June	July	August
RTP Materials																									
Chapters and Appendices					1/30																				
Review with Stakeholders						2/6			3/3																
TAC/TPC Preview							2/15	2/24				3/15	3/24												
TAC/TPC Approval																		4/19	4/28						8/2
Public Outreach - PH3																									
Notifications						2/6			3/3																
Online Presentation										3/6	3/13														
Public Meetings											3/15	3/24						4/17	4/28						
Conformity																									
Approve Model Network		1/9																							
TDM/Moves Model Runs		1/9								3/6															
TAC/TPC Preview											3/15	3/24													
TPC Public Comment											3/15	3/24						4/17							
TAC/TPC Approval																		4/19	4/28						
Conformity Review Period																			4/28						8/2
Conformity Deadline																									8/2