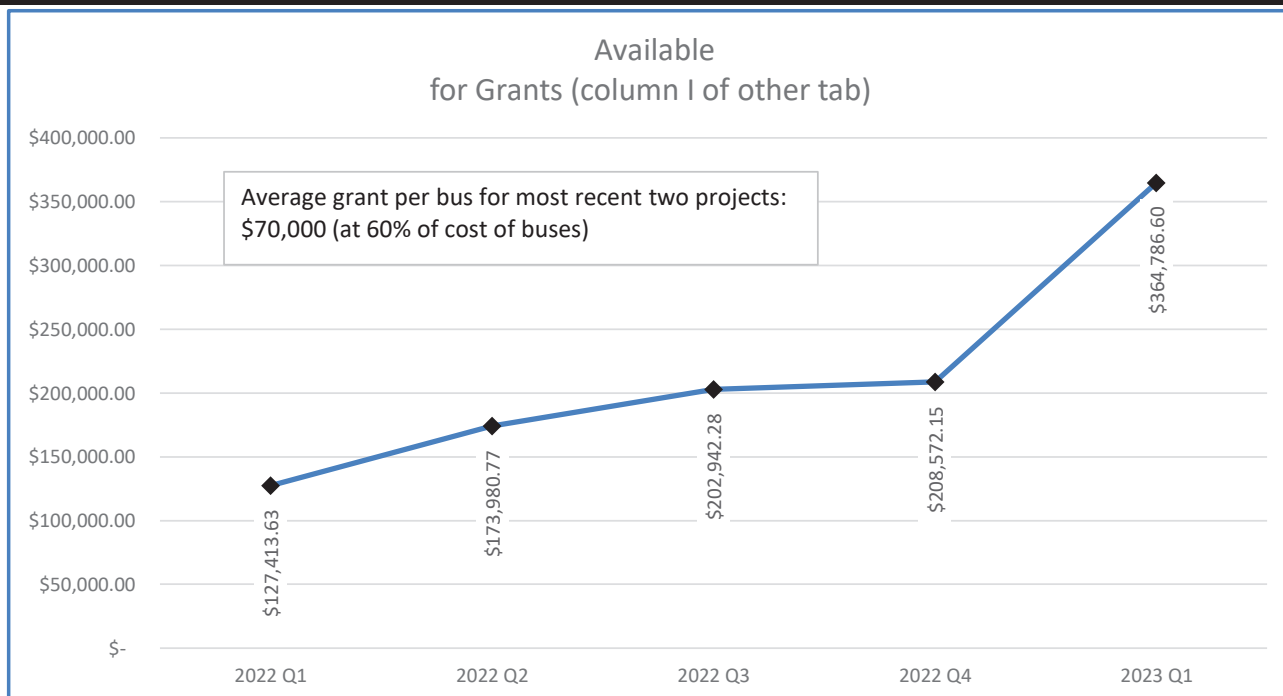


Financial Report for 2023 Q1: January 1 - March 31, 2023

State Supplemental Environmental Project (SEP) Account Transactions			
Account Income (Interest Bearing)			
Date of Deposit	Earmarked?	Item	Amount
January 20, 2023	Yes	INEOS USA LLC	\$ 151,544.00
January 24, 2023	Yes	Chevron Philips Chem Co LP	\$ 17,090.00
February 10, 2023	Yes	Albermarle	\$ 4,255.00
February 21, 2023	Yes	Phillips 66	\$ 1,800.00
<i>Income Subtotal</i>			<i>\$ 174,689.00</i>
January 31, 2023	Yes	Interest	\$ 521.28
February 28, 2023	Yes	Interest	\$ 680.74
March 31, 2023	Yes	Interest	\$ 812.10
<i>Interest Subtotal</i>			<i>\$ 2,014.12</i>
Income Total			\$ 176,703.12
Account Expenses			
Date of Withdrawal	Previously Earmarked?	Project/Description	Amount
March 2, 2023		Transfer to HGAC to pay for Expense	\$ 3,131.51
<i>Expenses Total</i>			<i>\$ 3,131.51</i>
Quarterly Total			\$ 173,571.61
Account Balances			
<i>Previous Total</i>			<i>\$ 510,236.83</i>
<i>Previous Earmarks</i>			<i>\$ 510,236.83</i>
Current Total			\$ 683,808.44
Current Earmarks			\$ 683,808.44



Financial Report for 2023 Q1: January 1 - March 31, 2023

Federal Supplemental Environmental Project (SEP) Account Transactions			
Account Income (Interest Bearing)			
Date of Deposit	Earmarked?	Item	Amount
		<i>Income Subtotal</i>	\$ -
January 31, 2023	Yes	Interest	\$ 127.79
February 28, 2023	Yes	Interest	\$ 134.04
March 31, 2023	Yes	Interest	\$ 158.61
		<i>Interest Subtotal</i>	\$ 420.44
		<i>Income Total</i>	\$ 420.44
Account Expenses			
Date of Withdrawal	Previously Earmarked?	Project/Description	Amount
March 2, 2023		Transfer to HGAC to pay for Expense	\$ 155.09
		<i>Expenses Total</i>	\$ 155.09
		<i>Quarterly Total</i>	\$ 265.35
Account Balances			
<i>Previous Total</i>			\$ 120,392.33
<i>Previous Earmarks</i>			\$ 120,392.33
Current Total			\$ 120,657.68
Current Earmarks			\$ 120,657.68

Combined Totals for State SEP and General Accounts			
Previous Balance Total	\$630,629.16	Current Balance Total	\$ 804,466.12
Previous Earmarks Total	\$630,629.16	Current Earmarks Total	\$ 804,466.12

Houston-Galveston Area Emission Reduction Credit Organization (AERCO)

Project Funding History within the Air Quality Improvement Zone - 2007 through 2023 Q1

Grant Sub-Recipient	CYP Project #	Project Description	# Veh (per proj)	# Veh (per agency)	H-GAC Board Approval Date	AERCO Funding Approved (per proj)	Funding Reference Code (FRC)	AERCO Funding Approved (per agency)	County	NOx Red (tons/year) per proj	NOx Red (tons/year) per agency	# Compl Years	NOx Red (total tons) per proj	NOx Red (total tons) per agency
Lamar Consolidate ISD	2012-002-LAMA	Bus Replacement	2	2	4/19/2022	\$ 142,200.00	State SEP	\$ 142,200.00	Fort Bend	0.0551	0.0551	5	0.2756	0.2756
Liberty ISD	2013-030-LIBE	Bus Replacement	4	4	12/17/2013	\$ 100,000.00	2013-TX-SEP	\$ 100,000.00	Liberty	0.6395	0.6395	5	3.1975	3.1975
	2015-006-LIBE	Bus Replacement	4	10	10/20/2015	\$ 100,000.00	2015-TX-SEP	\$ 265,112.00	Liberty	0.5900	1.2755	5	2.9500	6.2855
	2017-008-LIBE	Bus Replacement	2		6/20/2017	\$ 65,112.00	2009-TX-SEP, 2016-TX-SEP, 2017-TX-SEP	\$ 0.0460				3	0.1380	
Magnolia ISD	2008-008-MAGN	Engine Retrofit/Repower	7		N/A	\$ 5,638.22	2007-TX-SEP	\$ 0.0031	Montgomery	0.0031	1.1721	5	0.0155	5.8605
	2016-003-MAGN	Bus Replacement	10	21	3/15/2016	\$ 215,023.00	2015-TX-SEP	\$ 0.9300		0.9300		5	4.6500	
	2017-003-MAGN	Bus Replacement	4		6/20/2017	\$ 105,936.00	2017-TX-SEP	\$ 0.2390		0.2390		5	1.1950	
Our Lady Queen of Peace	2008-038-OURL	Bus Replacement	1	1	4/21/2009	\$ 92,495.00	2007-TX-SEP	\$ 0.0300	Braxoria	0.0300	0.0300	5	0.1500	0.1500
	2007-028-PASA	Bus Replacement	1		5/20/2008	\$ 80,000.00	2007-HA-DN-General, 2007-TX-SEP	\$ 0.1051		0.1051		5	0.5255	
Pasadena ISD	2009-060-PASA	Bus Replacement	13	15	5/18/2010	\$ 1,067,840.00	2009-HA-SB-Eastern	\$ 1,241,327.00	Harris	0.9880	1.1641	5	4.9400	5.8205
	2010-035-PASA	Bus Replacement	1		10/19/2010	\$ 93,487.00	2009-TX-SEP	\$ 0.0710		0.0710		5	0.3550	
Pearland ISD	2010-016-PEAR	Bus Replacement	3	3	8/17/2010	\$ 239,145.00	2009-HA-SB-Eastern	\$ 0.4700	Braxoria	0.4700	0.4700	5	2.3500	2.3500
Port of Houston Authority	2019-007-PORT	Light Duty Truck Repl	2	2	9/17/2019	\$ 72,438.00	LOCL18.0605	\$ 0.4000	Harris	0.4000	0.4000	3	1.2000	1.2000
Sanchez Charter School	2017-011-AAMA	Bus Replacement	2	2	7/18/2017	\$ 100,000.00	2013-TX-SEP, 2016-TX-SEP, 2017-TX-SEP	\$ 0.4000	Harris	0.4000	0.4000	5	2.0000	2.0000
	2011-004-SANT	Bus Replacement	2		3/15/2011	\$ 40,000.00	2010-TX-SEP	\$ 0.1730		0.1730		5	0.8650	
	2012-019-SANT	Bus Replacement (tired)	1		10/16/2012	\$ 50,000.00	2012-TX-SEP	\$ 0.1640	Galveston	0.1640	0.8870	3	0.4920	4.1070
Santa Fe ISD	2016-002-SANT	Bus Replacement	2	9	3/15/2016	\$ 100,000.00	2015-TX-SEP	\$ 0.1400		0.1400		5	0.7000	
	2016-028-SANT	Bus Replacement	4		2/21/2017	\$ 260,000.00	2015-TX-SEP, 2016-TX-SEP	\$ 0.4100		0.4100		5	2.0500	
Sheldon ISD	2007-001-SHEL	Bus Replacement	1	7	4/17/2007	\$ 60,569.00	2005-LOC461, 2007-TX-SEP	\$ 0.1230	Harris	0.1230	0.5180	5	0.6150	2.9900
	2010-010-SHEL	Bus Replacement	6		8/17/2010	\$ 567,000.00	2009-HA-SB-Eastern, 2009-TX-SEP	\$ 0.3950		0.3950		5	1.9750	
Splendora ISD	2015-014-SPLE	Bus Replacement	4	4	7/21/2015	\$ 112,500.00	2015-TX-SEP	\$ 0.7100	Montgomery	0.7100	0.7100	5	3.5500	3.5500
Spring ISD	2008-043-SPRI	Bus Replacement	1	1	4/21/2009	\$ 61,097.00	2007-HA-DN-Spring, 2008-TX-SEP	\$ 0.2260	Harris	0.2260	0.2260	5	1.1300	1.1300
Texas City ISD	2009-023-TCIS	Bus Replacement	1	1	11/17/2009	\$ 83,326.00	2006-GA-SB-Texas, 2008-TX-SEP	\$ 0.0200	Galveston	0.0200	0.0200	5	0.1000	0.1000
Texas Serenity Academy	2012-009-TSER	Bus Replacement	2	4	12/18/2012	\$ 53,576.00	2012-TX-SEP	\$ 0.3900	Harris	0.3900	0.6500	4	1.1600	2.9600
	2015-011-TSER	Bus Replacement	2		7/21/2015	\$ 100,000.00	2014-TX-SEP	\$ 0.3600		0.3600		5	1.8000	
Tomball ISD	2007-009-TOMB	Bus Replacement	1	1	7/17/2007	\$ 48,426.00	2005-TX-SEP, 2006-TX-SEP	\$ 0.1457	Harris	0.1457	0.1457	5	0.7285	0.7285
	2008-047-WALL	Bus Replacement	3		5/20/2008	\$ 125,000.00	2009-TX-SEP	\$ 0.4210		0.4210		5	2.1050	
Waller ISD	2008-047-WALL	Engine Retrofit/Repower	35	40	5/20/2008	\$ 125,000.00	2009-TX-SEP	\$ 0.0000	Waller / Harris	0.0000	0.7330	5	0.0000	3.6650
	2010-037-WALL	Bus Replacement	2		2/15/2011	\$ 144,968.00	2009-TX-SEP, 2010-TX-SEP	\$ 0.3120		0.3120		5	1.5600	
Grand Totals						440		\$ 16,756,721.33		33.9747			161.9194	

Houston-Galveston Area Emission Reduction Credit Organization (AERCO)

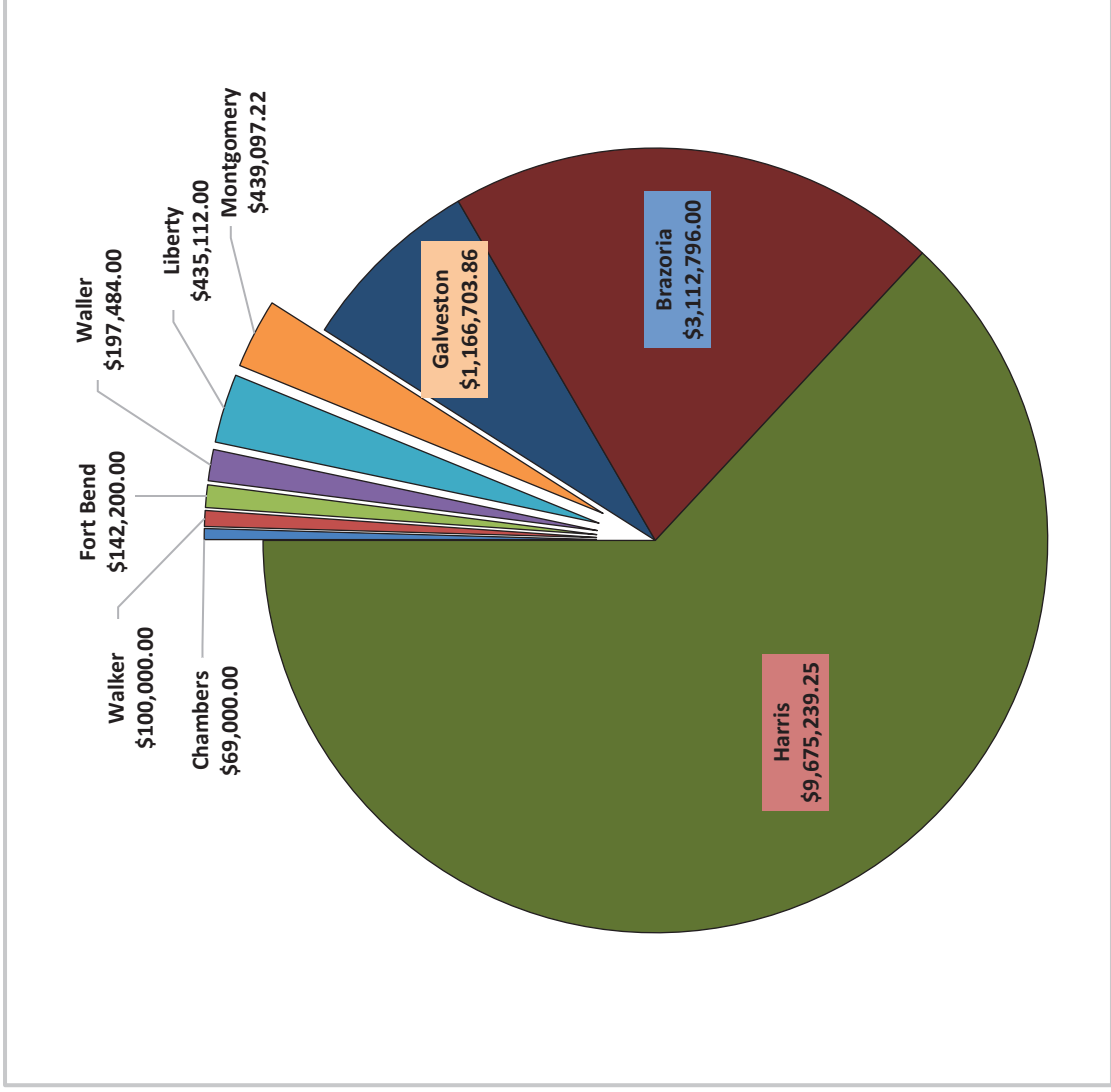


Project Funding Totals for 2007-2023 Q1

Funding Distribution by County

	Total Amount	%
Chambers	\$ 69,000.00	0.4%
Walker	\$ 100,000.00	0.7%
Fort Bend	\$ 142,200.00	0.9%
Waller	\$ 197,484.00	1.3%
Liberty	\$ 435,112.00	2.8%
Montgomery	\$ 439,097.22	2.9%
Galveston	\$ 1,166,703.86	7.6%
Brazoria	\$ 3,112,796.00	20.3%
Harris	\$ 9,675,239.25	63.1%
Total:	\$ 15,337,632.33	100.0%

	2020 Census Population	Amt per Capita	
Brazoria	308,518	\$ 10.09	
Liberty	91,547	\$ 4.75	
Waller	57,452	\$ 3.44	Above Average
Galveston	345,089	\$ 3.38	Average
Harris	4,738,253	\$ 2.04	Below Average
Chambers	45,590	\$ 1.51	
Walker	72,164	\$ 1.39	
Montgomery	626,351	\$ 0.70	
Fort Bend	839,706	\$ 0.17	
Total:	7,124,670	\$ 3.05	Average

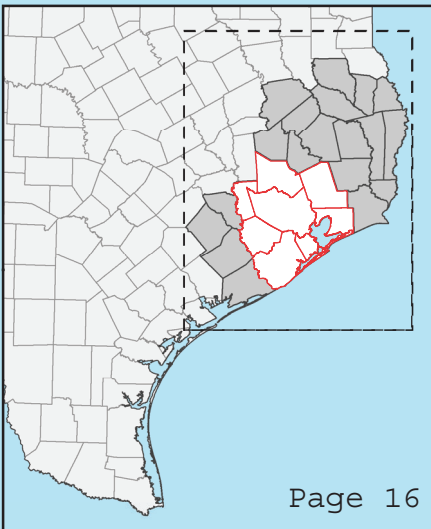
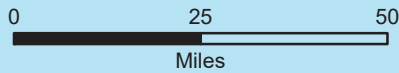
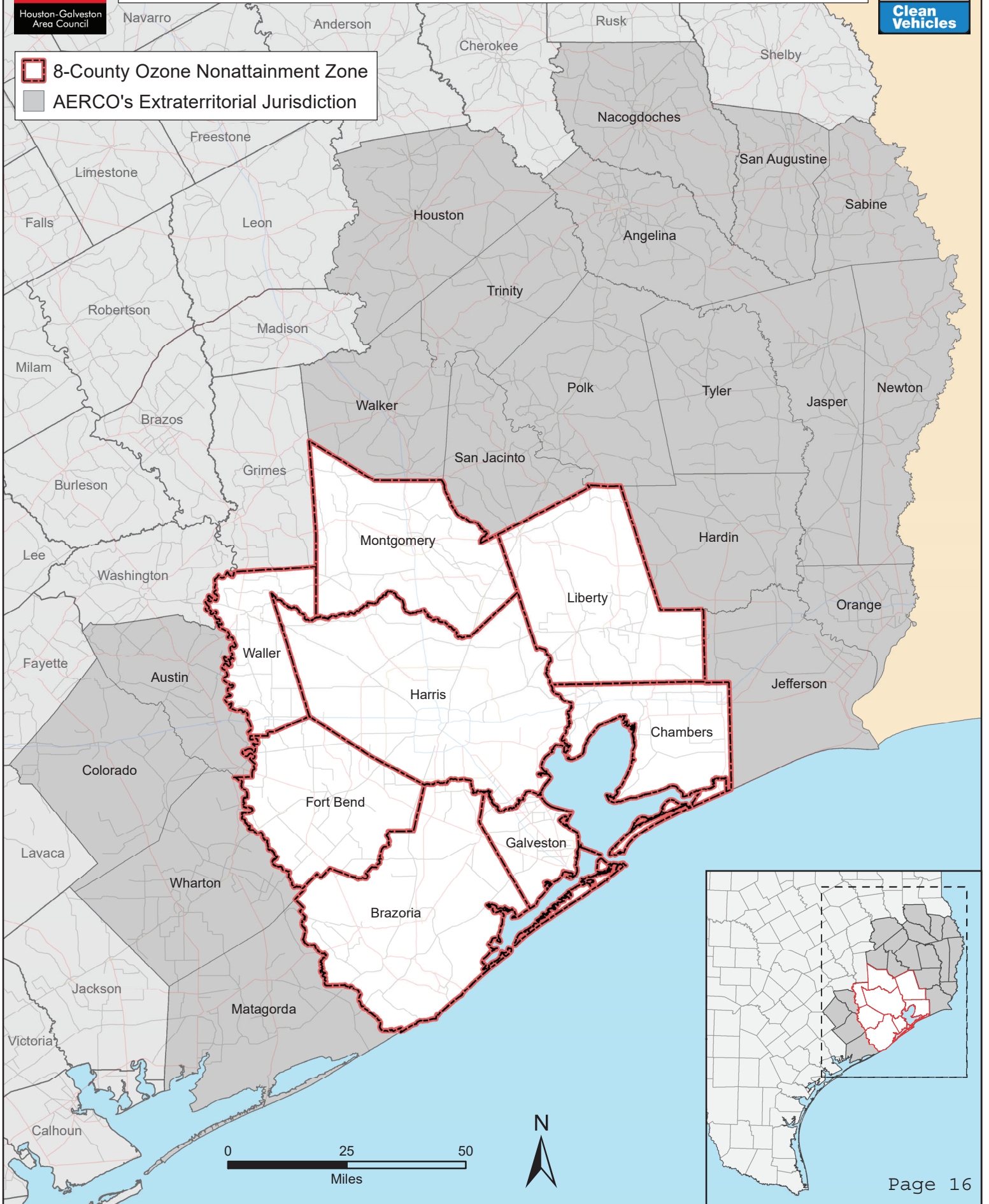


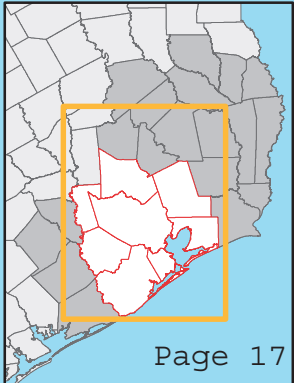
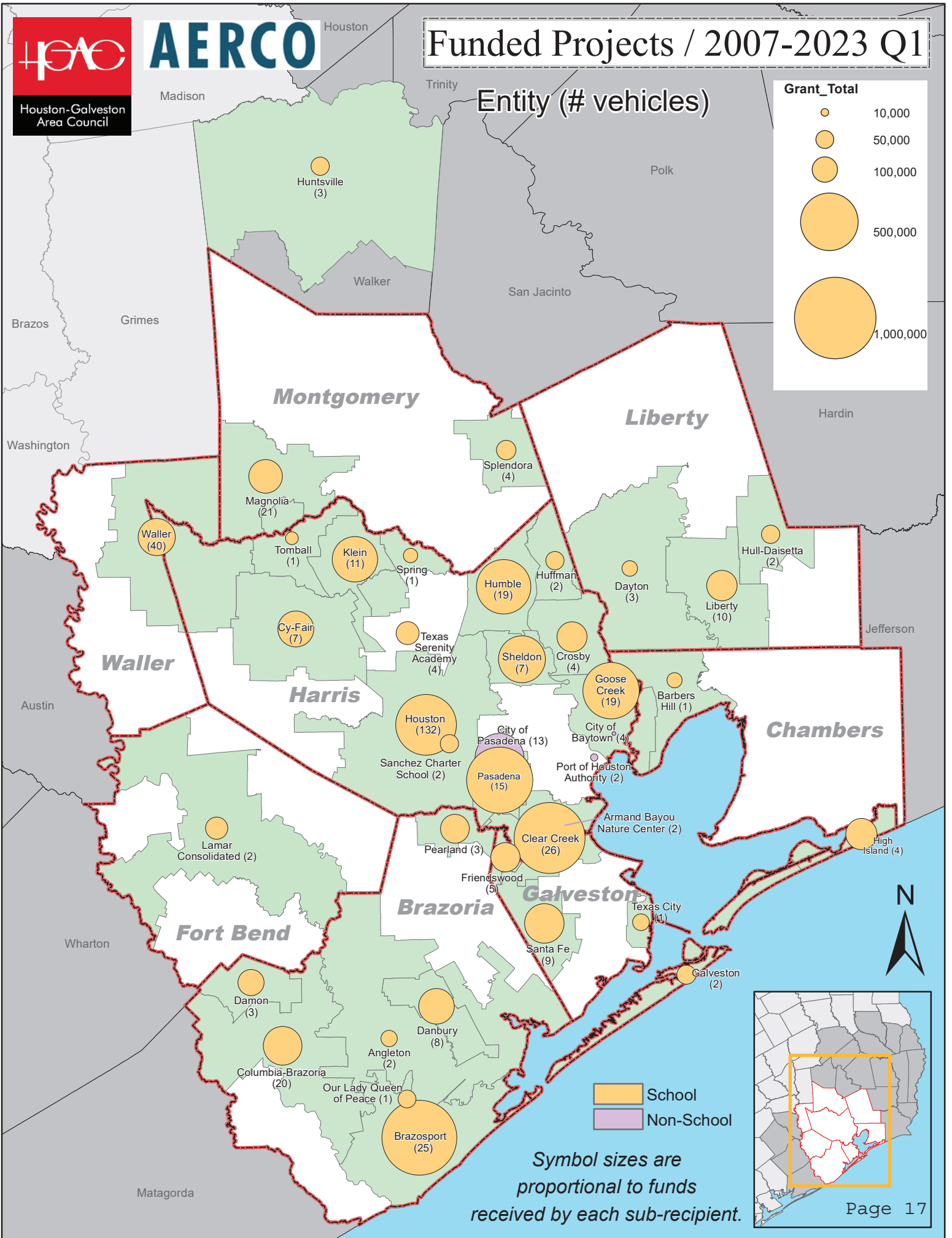


Houston-Galveston Area Emission Reduction Credit Organization (AERCO) Air Quality Improvement Zone



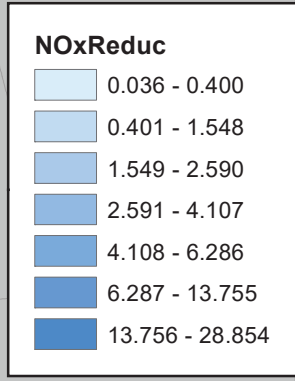
- 8-County Ozone Nonattainment Zone
- AERCO's Extraterritorial Jurisdiction



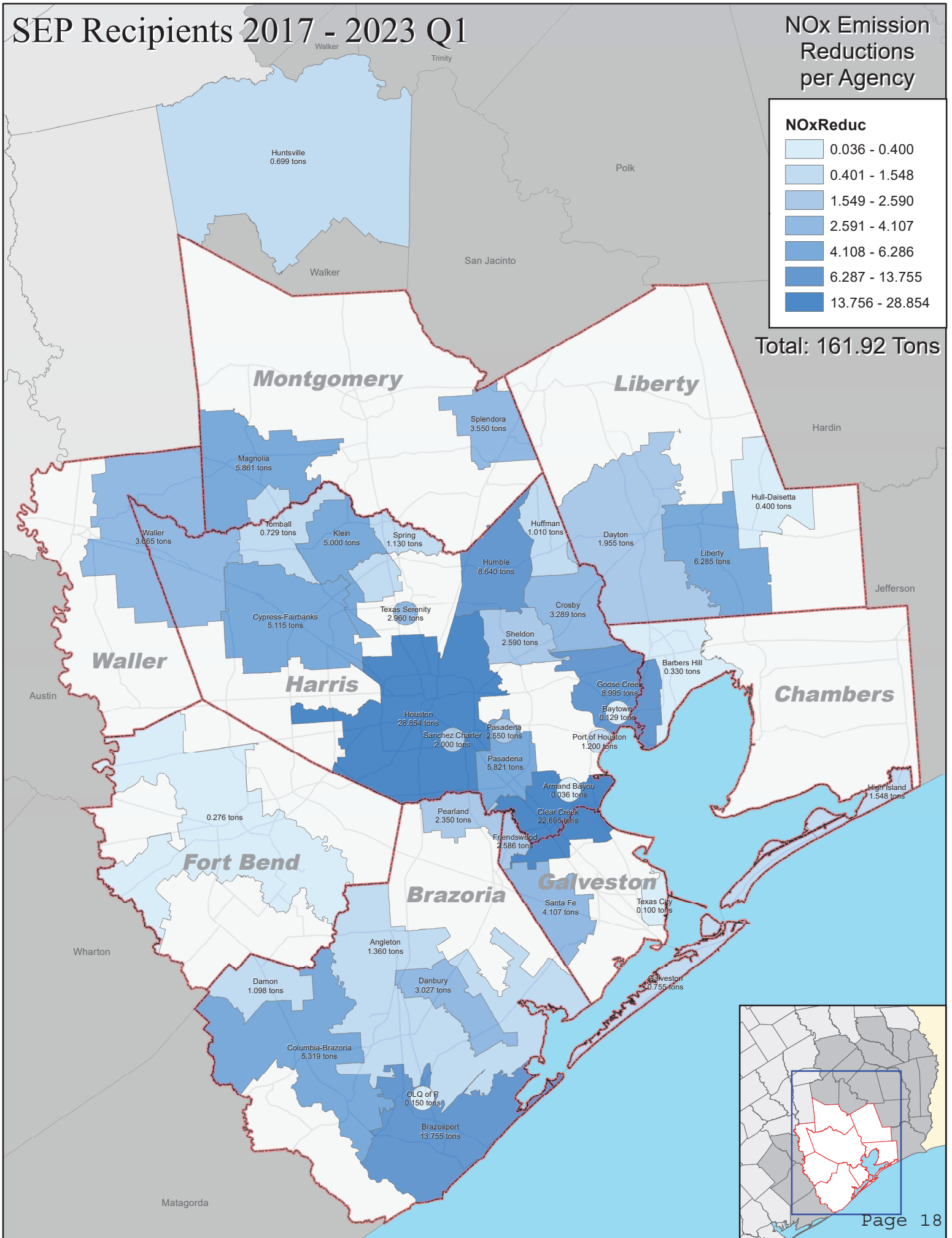


SEP Recipients 2017 - 2023 Q1

NOx Emission Reductions per Agency



Total: 161.92 Tons





AERCO

Unfunded ISD's as of 2023 Q1

