



CITY OF CONROE

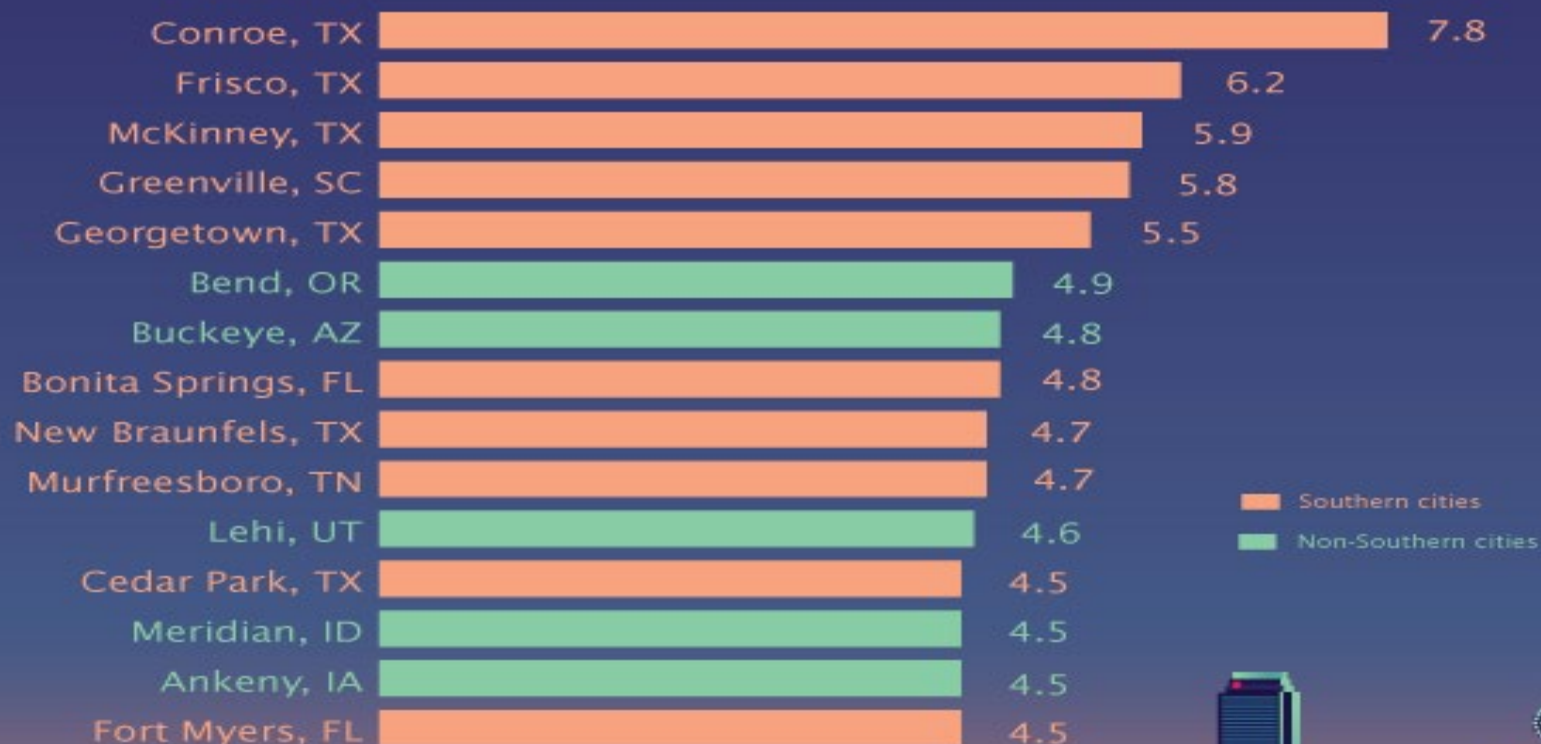
Est. 1904



Education is Key to Conroe being Waste Free – Recycle It!

Southern Cities Growing Quickly

The 15 Fastest-Growing Large Cities by Percent Change
Between July 1, 2015, and July 1, 2016



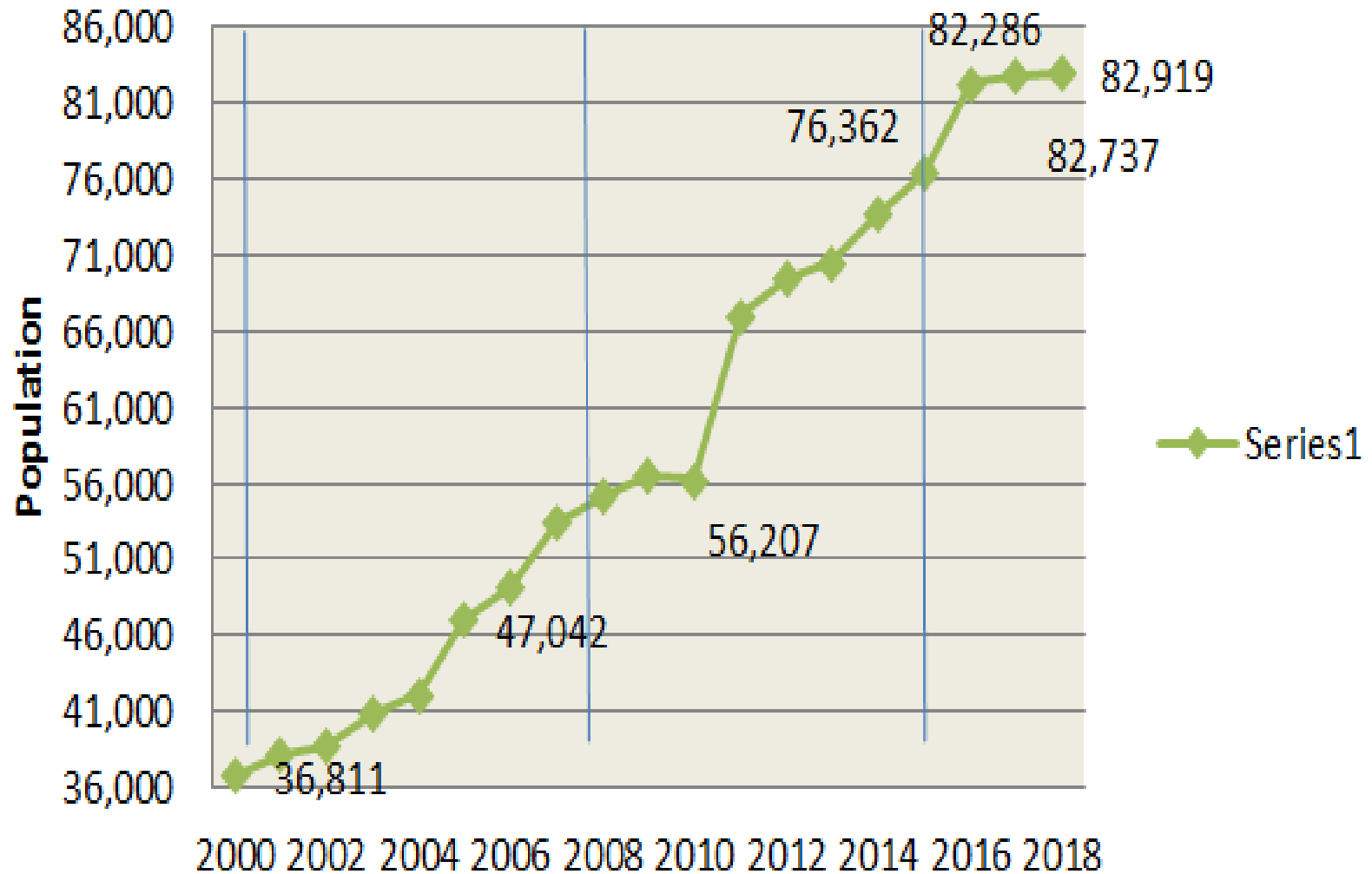
Note: Graphic displays percent change for fastest-growing cities and towns with populations of 50,000 or more on July 1, 2015.

United States™
Census
Bureau

U.S. Department of Commerce
Economics and Statistics Administration
U.S. CENSUS BUREAU
census.gov

Source: Vintage 2016 Population Estimates
www.census.gov/programs-surveys/popest.html

Conroe Population Growth





CITY OF CONROE

Est. 1904

Educate our residential community on benefits of recycling properly

Residential Recycle



Reduce Recycle Material in Landfills





CITY OF CONROE

Est. 1904

EDUCATION

IS

MAGIC



Current Residue in Recycle Loads!

Actual 2018 = 33%

Long Range Plan = 10%
or less

Current Residue in Recycle Loads!

2018 Base = 33%

2019 Actual = 25%

Plan = 10% or less

Actual = 25%

Education Plan of Action

- **Recycle Educational flyers in utility bills – 19,000 per month – 2.71 per household = 51,490 citizens per month**
- **Recycle Educational material handed out with each new account opened (Avg. 220 per month)**
- **Recycle Educational Material on The City of Conroe website**
- **Recycle Educational Material distributed during the City of Conroe annual paper shredding and electronics recycle event (486 vehicles).**
- **Ground Audits with Meter Technicians and Code Enforcement in targeted areas with high volumes of residue. Will leave tags and on all recycle carts in violation. Utility Billing will also send a violation letter and recycle instructions to resident. After the 3rd offense the Recycle cart will be removed from the residence.**

Monthly Audit of Recycle Loads

- Current vendor will perform monthly audits on recycle loads. Each load will be tracked by vehicle number and area of service. Our vendor will relay the results to the City for developing strategic plans on most help needed areas.
- Utility Billing, and the Vendor will work together to determine our auditing strategies for the targeted areas and continues tracking results for a measured success ratio.
- Current ratio of residue in recycle load is 33%. We plan a 6% reduction in residue the first year. Our long term goal is to continue to reduce residue in our recycle loads by 5% per year until we reach our goal of less than 10%.

Street Audits on Recycle Carts



Street Audits on Recycle Carts



Street Audits on Recycle Carts



Street Audits on Recycle Carts



Weekly Audit Records From U/B

Recycle Audits 4-26-2019		
1006	JVEY ST-	Trash bags / Household Trash
1016	"	Plastic Plant containers ^{Grocery} Garbage ^{-Bags}
1019	"	Plastic Baskets -
1024	Bertrand	Large black vinyl cover
1015	"	Plastic Bags - shoes
107	Silverdale	Plastic Film
302	Silverdale	Trash In Cans - ^{(Plu all cans} ^{Recycle} ^{onside of} ^{house + PARK}
302 A	"	Covers In Recycle Can
302 B	"	Film - Plastic bags
304	"	Foam / Plastic Bags

Weekly Audit Records From W/M

Conroe Recycle Contamination 10/19/2018

3364 Wooded Ln – yard waste in recycle – serviced.

10222 N Summerlin – yard waste in recycle – left down.

13232 Autumn Ash – yard waste in recycle cart, dumped.

831 Lightningbug Ln – yard waste in recycle cart, dumped.

1313 S 2nd st – contaminated with trash, dumped.

1303 s 2nd st – recycle contaminated with yard waste left down.

100 108 110 112 118 128 130 144 156 160 162 168 149 147 143 135 133 123 121 115 113 111 Rolling Pines – recycle is contaminated by trash bags, city tagged them as well. Left down.

2011 Clatt Way – trash in recycle, left down.

1511 1509 1501 1403 S 7th st – recycle has trash bags in it, left down. Tagged by the city.

1108 1202 1211 1105 1103 Cedar Creek – recycle has trash in it, left down. Tagged by the city.

1111 1504 1506 1508 1108 1110 Cedar Knoll – contaminated with trash, left down. Tagged by the city.

Transfer Audit Information to Spreadsheet

DATE	RESIDENTIAL /COMM	NAME	ADDRESS NUMBER	STREET NAME	ZIP CODE	SERVICE DAY	TYPE OF CONTAMINATION	Removal of Carts	Phone Number	Resume service Date	CONTAMINATED ON THIS DAY
9/28/2018	RES	CERBERUS HOLDINGS	10222	N SUMMERLIN	77301	FRIDAY	RECYCLE CART FILLED WITH YARD WASTE		770-726-0538		9/28/2018

1. Date
2. Res or Commercial
3. Name
4. Address
5. Street Name
6. Zip
7. Service Day
8. Type of Contamination
9. Removal of carts
10. Phone Number
11. Resume Service Date
12. Contamination on this day

Send Letter and Educational Material to Violators

Dear Resident,

The Utility Billing Department and Waste Management have been performing recycling contamination audits in your area. We have noticed that some non – recyclable items such as household garbage, black/white plastic sacks, food, wood, rubber products and textiles have been placed in your recycle cart. Your recycle cart is in violation of the City's curbside recycling program. Please review and follow the recycling guidelines to eliminate repeat contamination issues. The list of acceptable and unacceptable recycling items is attached.

First Offense

The first time the hauler or City auditor notices a recycling cart is contaminated, the driver or City will leave a tag indicating why the recycling cart was not collected.

Second Offense

The recycling cart is tagged and materials will not be picked up for a second time.

Third Offense

The recycling cart is confiscated and recycling service is suspended for three months. After three months, the resident is responsible for requesting recycle services to be reinstated through the Utility Billing Department by calling 936-522-3170.

Please visit our website at www.cityofconroe.org for more information on proper recycling.

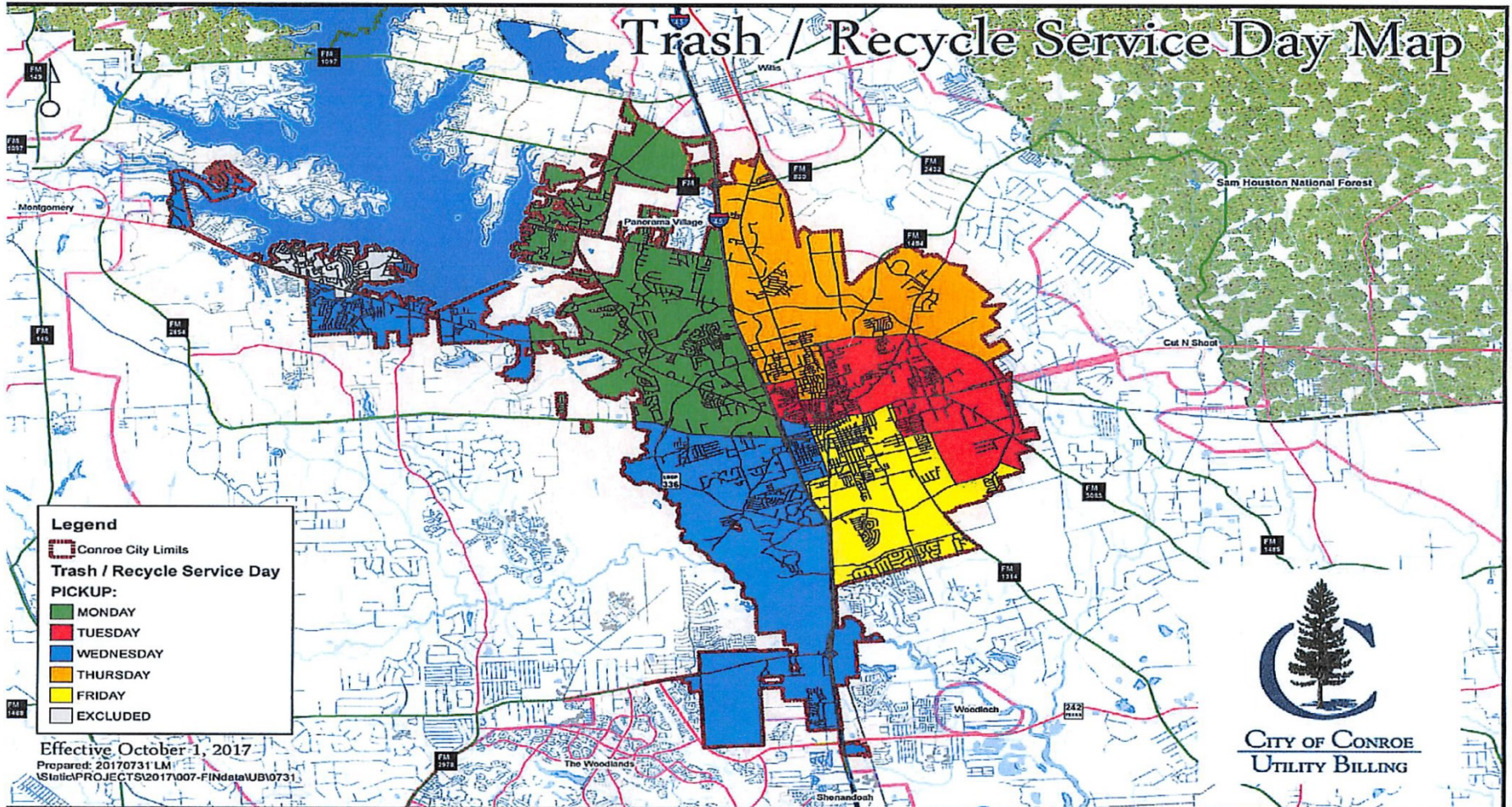
Sincerely,

Utility Billing Department

Total Violators Since Inception of Program

- Total Audited = 9,184
- 1st Time Violators = 1,148 – 12%
- 2nd Time Violators = 103 – 9%
- Carts Removed = 84 – 1%

City of Conroe Zone Chart



Waste Management Recycle Audit



Customer Audit Report

Houston Westside
 Friday, January 4, 2019
 4:16:31 PM

Shift Auditor(s) Pre-Sort Sample Weight
 Sample Type Audit Date Audit Period hr Status
 Sample Confidence Audit Start Audit End Hdr ID
 Customer Truck # Truck_Route
 Tip Date Tip Time Fastlane Ticket # Load Wgt (lbs)
 Comments

Material	Material Sub	Shape	Color	Weight (lbs)	% of Total
Fiber	OCC			39.6	19.8%
Fiber	ONPB-SRPN			41.3	20.7%
Fiber	Mixed Paper 5			16.7	8.4%
Plastic	1 PET			10.4	5.2%
Plastic	2 HDPE		Natural	2.5	1.3%
Plastic	2 HDPE		Colored	3.8	1.9%
Plastic	5 PP			0.6	0.3%
Plastic	Plastic 3-7			1.1	0.6%
Plastic	MRF Film Plas			2.5	1.3%
Plastic	Bulky Rigid Pl			5.7	2.9%
Metal	Aluminum			3.6	1.8%
Metal	Steel-Tin			3.8	1.9%
Metal	Scrap Steel			4.1	2.1%
Glass	Three Mix Gla			21.6	10.8%
Residue	Residue			21.2	10.6%
Residue	Processing Lo			0.0	0.0%
Residue	Non recovers			3.3	1.7%
Residue	Plastic Bagge			18.2	9.1%
Total Sample				200.0	100.0%

2/6

Waste Management Recycle Audit Map



City of Conroe Recycle Results 2018/2019

Going Green in the City of Conroe

Tons of Resources Diverted From the Landfill														
Material	OCT	NOV	DEC	JAN	FEB	MAR	APR	MAY	JUN	JUL	AUG	SEP	TOTAL	AVG
Mixed Paper	256	237	256	267	223	0	0	0	0	0	0	0	1,240	248
Aluminum	4	4	4	5	4	0	0	0	0	0	0	0	21	4
Glass - Mixed	128	118	128	134	112	0	0	0	0	0	0	0	620	124
Plastic - Mixed	44	41	44	46	39	0	0	0	0	0	0	0	214	43
Tin	9	8	9	9	8	0	0	0	0	0	0	0	43	9
Total Recyclables	442	408	442	461	385	0	0	0	0	0	0	0	2,138	428

***Based on aggregate data from Materials Recovery Facility*

The City of Conroe diverted 2,138 tons from the landfill this year, the equivalent of...



conserving
577,984 gallons of gasoline



removing the annual emissions from
1,091 cars off the road



conserving
209,980 propane cylinders for home BBQs

Increase Recycle Participation

- Current recycle participation rate for the City of Conroe is 59% (10,165 homes).
- Our plan is to raise the participation rate to 80% (13,764 homes) within the next five years through our educational programs.

Recycling													
Avg. Homes Serviced/Week	10,165	13,764	13,946	13,227	11,273	0	0	0	0	0	0	0	12,475
Avg. Lbs. per home	20	14	15	16	16	0	0	0	0	0	0	0	16
Participation	59%	80%	80%	75%	64%	0%	0%	0%	0%	0%	0%	0%	72%

Recycling													
Avg. Homes Serviced/Week	11,009	12,479	10,807	9,894	10,662	11,737	11,229	11,877	10,733	10,951	11,707	10,159	11,104
Avg. Lbs. per home	15	18	21	16	16	18	15	13	17	17	15	13	16
Participation	67%	75%	65%	60%	64%	70%	67%	70%	63%	64%	68%	59%	66%



CITY OF CONROE DOCUMENT SHREDDING & ELECTRONICS RECYCLING EXTRAVAGANZA



Electronics Recycling
All Hard Drives
Shredded & Destroyed
No VHS Tapes

~ SATURDAY ~
APRIL 13, 2019

OPEN
Rain or Shine

9:00am until 12:00pm

FREE – Residential Customers only

**Dean Towery Public Works Service Center
401 Sgt. Ed Holcomb Blvd.**

RESIDENTIAL LATEX PAINT RECYCLING

Acceptable Material
Only Latex Paint in original can
All labels must be legible on each can
1 or 5 Gallon cans accepted
Max 10 Gallon limit per household

Unacceptable Material
Oil Base Paint
Paint Cans with no labels
Dry Paint in Cans
Leaking Paint Cans

Battery Collections
All batteries except
Nickel-Cadmium (NiCad)
and Lithium Batteries



Sponsored by:

CITY OF CONROE
EST. 1984

Paper Shredding
Dry Paper ONLY
No Cardboard Boxes
All Shredding on Site
FREE - SAFE

Brought to you by:



TRISTAR
DOCUMENT SHREDDING



For event information call City of Conroe Utility Billing



CITY OF CONROE DOCUMENT SHREDDING & ELECTRONICS RECYCLING EXTRAVAGANZA



**Saturday, April 13, 2019
9:00am until 12:00pm**

FREE – Residential Customers only

**Dean Towery Public Works Service Center
401 Sgt. Ed Holcomb Blvd.**



Sponsored by:

CITY OF CONROE
Est. 1904

Acceptable Materials

- | | |
|-------------|-----------------------------|
| Servers | Copiers |
| Desktop PCs | Facsimiles |
| Laptops | Scanners |
| Cell Phones | Toner/Cartridges |
| PDA's | Televisions-Small and Large |
| Keyboards | CDs |
| Mice | DVDs |
| Cables | Magnetic Tape |
| Phones | Computer Monitors |
| Printers | |

Unacceptable Materials

- Material containing Freon
- Radioactive Material
- Nuclear Material
- Bulk Waste (Dryer, Washer, etc.)
- Household trash
- Biohazards-Including potentially contaminated medical equipment and devices
- Household Hazardous Waste (HHW)
- Chemicals, Oil Based Paint & Construction Material

Battery Collections provided by:

Interstate Batteries will accept all batteries except Nickel-Cadmium (NiCad) and Lithium Batteries

Brought to you by:



GET INTO THE ACTION -
RECYCLE BATTERIES



**For event information call City of Conroe Utility Billing
www.cityofconroe.org or call 936-522-3170 (option 1)**



CITY OF CONROE

Est. 1904

- The 2019 Recycle Event for the City of Conroe was a great success. We were able to collect and keep the following items from entering our landfills:
- Tristar Paper Shredding collected 6.9 tons of paper.





- The 2019 Recycle Event for the City of Conroe was a great success. We were able to collect and keep the following items from entering our landfills:
- U-Waste collected 23,064 pounds of electronics.
- Miscellaneous Electronics = 4,740 lbs
- CPU's / Servers / Laptops = 2,487 lbs
- Toner = 301 lbs
- TV's = 13,488 lbs
- Monitors = 974 lbs
- Printers = 1,074 lbs

2019 Electronics Recycling -U-Waste





- **The 2019 Recycle Event for the City of Conroe was a great success. We were able to collect and keep the following items from entering our landfills:**
- **Interstate Batteries collected the following items;**
- **Power Tool Batteries = 33 lbs**
- **Lead Acid Batteries = 432 lbs**
- **Alkaline Batteries = 192 lbs**

2019 Recycling Event Interstate Batteries





CITY OF CONROE

Est. 1904

- **The 2019 Recycle Event for the City of Conroe was a great success. We were able to collect and keep the following items from entering our landfills:**
- **Montgomery County Pct. 1 collected over 315 gallons of latex paint.**

2019 Recycling Event – Pct. 1

Latex Paint Recycling



2019 Annual Recycle Event



2019 Annual Recycle Event



2019 Annual Recycle Event



We All Benefit from Education on Recycling

Recycling helps the environment by:

- Reducing greenhouse gas emissions
- Reduce the need for new landfills, thereby preserving open space
- Saving energy
- Reducing air pollution
- Conserving resources for the future



CITY OF CONROE

Est. 1904