

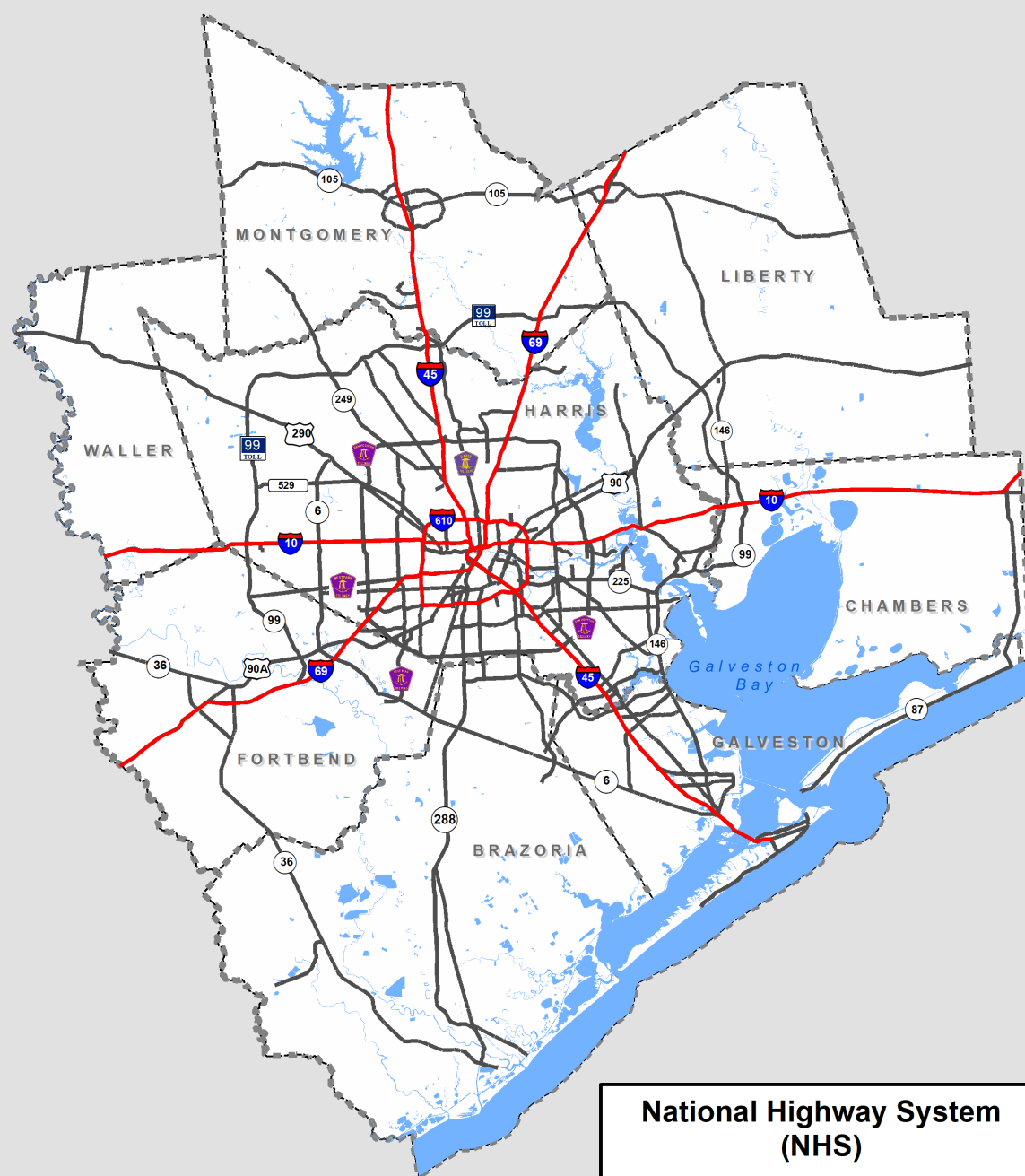


Pavement and Bridge Performance Measures



Karen Owen
Transportation Advisory Committee
June 14, 2023

National Highway System (NHS)



National Highway System (NHS)

- Interstate NHS
- Non-Interstate NHS

Performance Measures & Targets

- Pavement Condition of Interstates & Non-Interstate NHS Roadways
 - International Roughness Index (IRI, Cracking, and Rutting or Faulting)
- Bridge Condition of all NHS bridges
 - National Bridge Inventory Ratings
- Targets – past (2022) and future (2024 & 2026)



National Highway System (NHS)

Reporting 2022 Regional Targets

✓ *All pavement targets were met.*

Bridge targets were narrowly missed.

2022		PAVEMENT				BRIDGE	
		Interstate		Non-Interstate		All NHS	
Condition	Desired Trend	Target	Actual	Target	Actual	Target	Actual
Good	↑	42.1%	44.6% ✓	34.4%	38.3% ✓	49.1%	48.5%
Fair	↓	57.8%	55.3% ✓	40.8%	40.2% ✓	49.7%	50.2%
Poor	↓	0.1%	0.1% ✓	24.8%	21.5% ✓	1.2%	1.3%

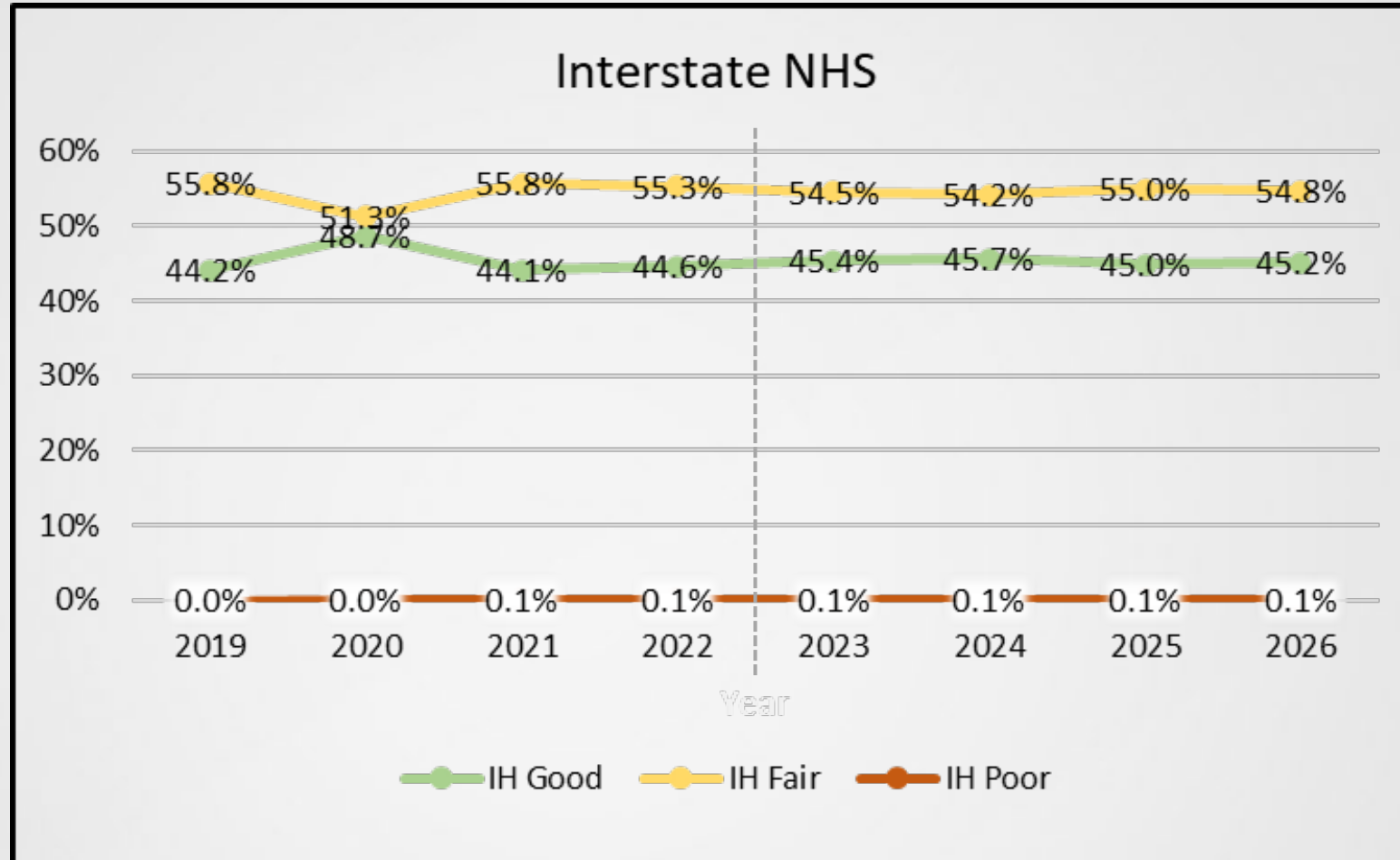
Agency Coordination



- H-GAC analysis of regional data sets
- Harris and Fort Bend County Toll Road Authorities, Harris County & City of Houston
- TxDOT Houston & Beaumont Districts

Past & Future Pavement Conditions

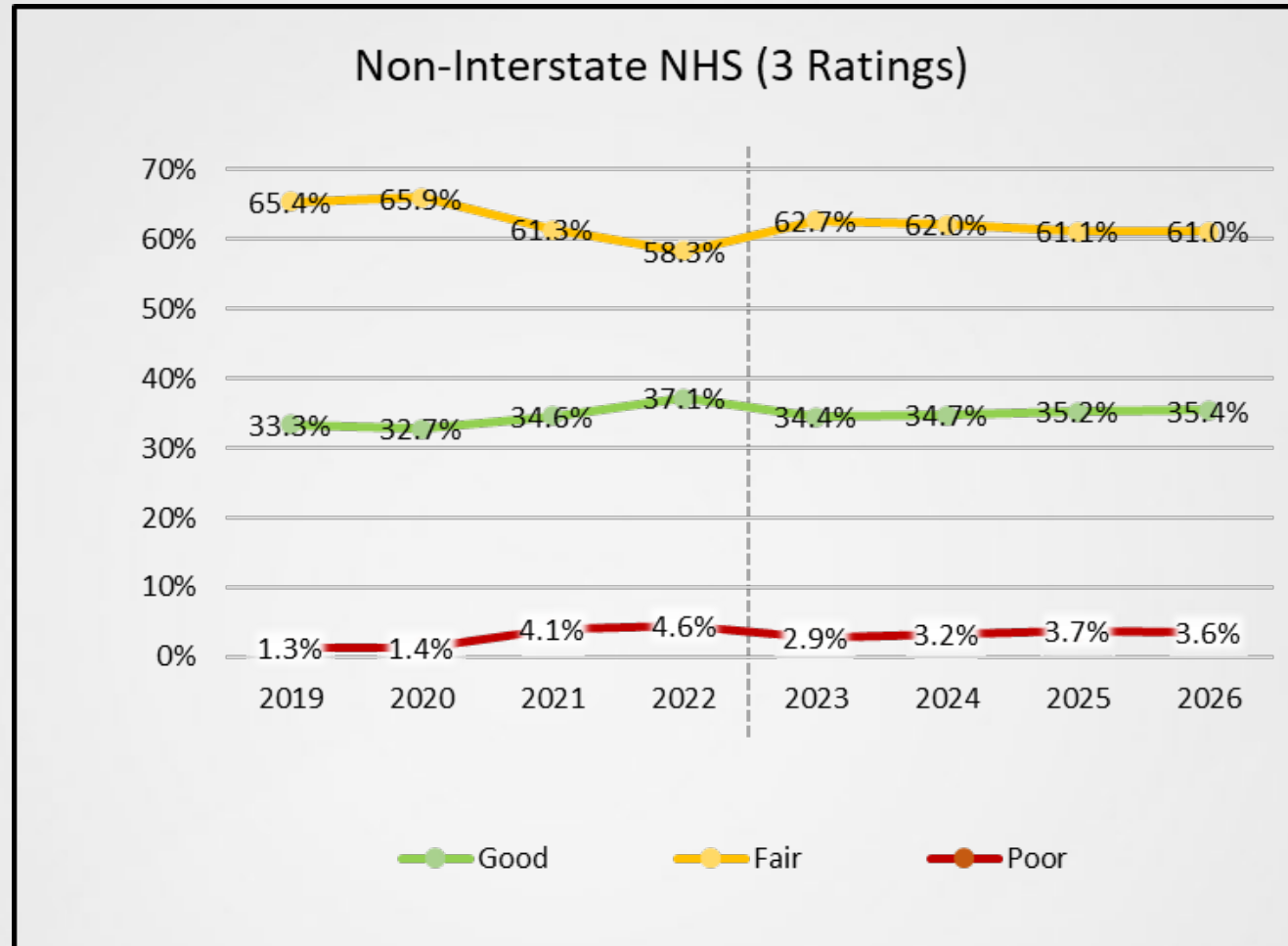
- Good
- Fair
- Poor



Future ratings are estimates based on 4-year moving averages

Pavement Conditions

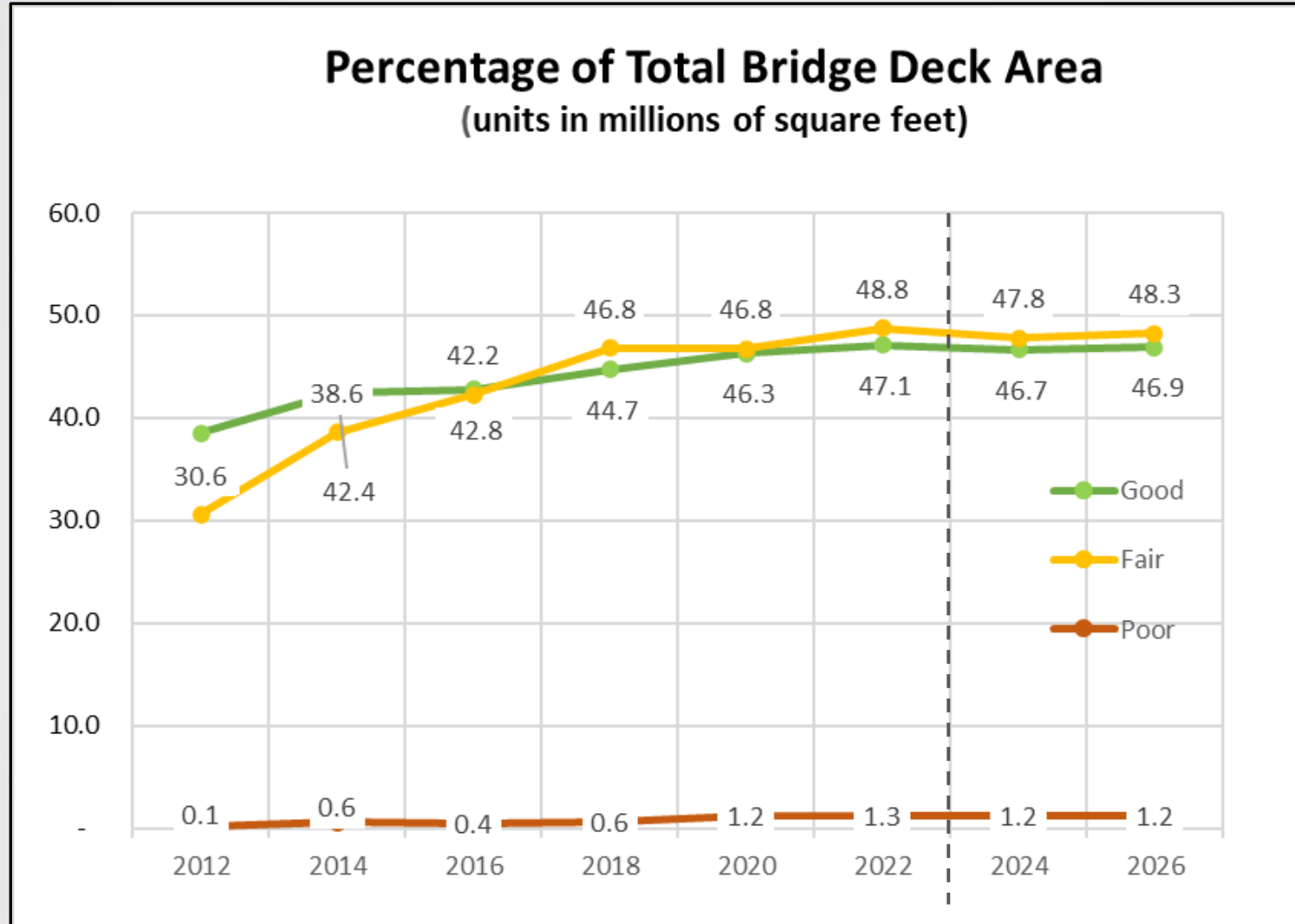
- International Roughness Index (IRI)
- Cracking
- Rutting or Faulting



Future ratings are estimates based on 4-year moving averages

Bridge Conditions

➤ National Bridge Inventory Ratings



Future ratings are estimates based on 4-year moving averages

Regional Investments

- Dedicated Funding Sources

FY 2023 - 2026	NHS	Non-NHS	All Roadways
Pavement (Category 1)	\$ 433 M	\$ 110 M	\$ 543 M
Bridge (Category 6)	\$ 132 M	\$ 134 M	\$ 266 M
Total	\$ 565 M	\$ 244 M	\$ 809 M

- H-GAC's Project Selection Process (\$1B)
- TxDOT's Unified Transportation Plan (UTP) - 10-Year Plan

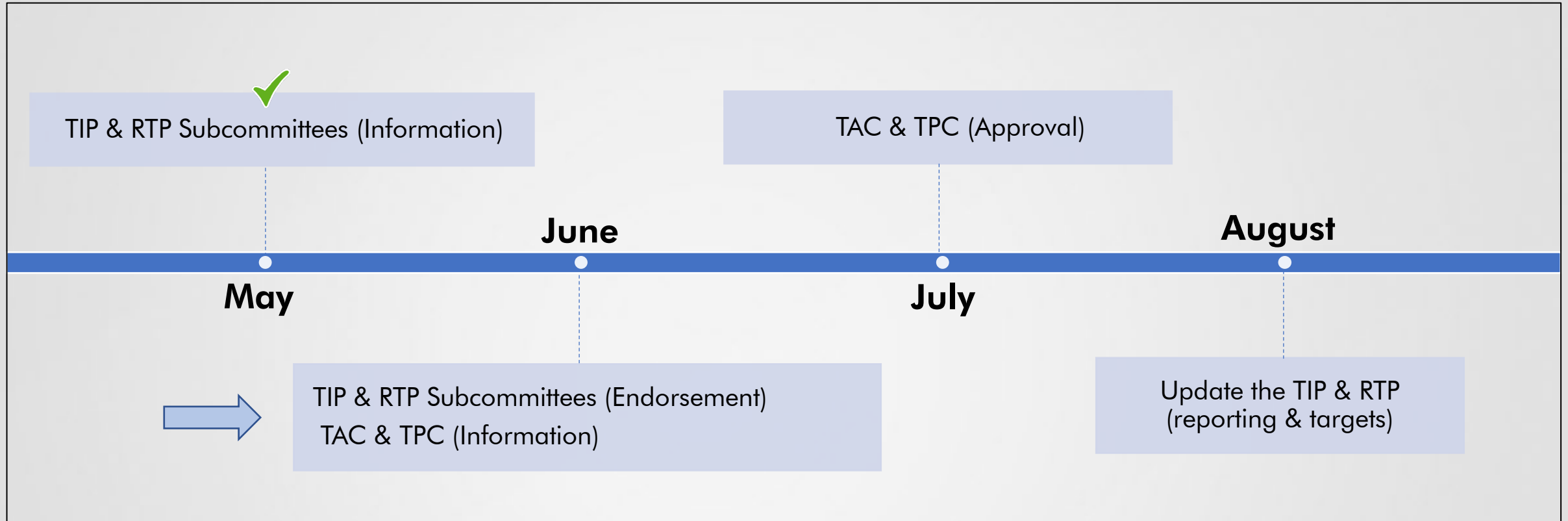
Setting Future Targets

DRAFT

2024 and 2026 Targets			
Condition	PAVEMENT		BRIDGE
	Interstate	Non-Interstate	All NHS
Good	45.7%	34.7%	46.7%
Fair	54.2%	62.0%	47.8%
Poor	0.1%	3.2%	1.2%

Targets are based on a 4-year moving average to 2024 and holding flat for 2026

Timeline



TIP – Transportation Improvement Program Subcommittee
RTP – Regional Transportation Plan Subcommittee

TAC – Transportation Advisory Committee
TPC – Transportation Policy Council



Karen Owen
Senior Planner
Karen.Owen@H-GAC.com
(832) 681-2614